MUNISH FORGE LIMITED

FORGING STRENGTH. BUILDING TOMORROW.

ANNUAL REPORT 2025-26

Precision Forged.
Mission Ready.
Built for a
Stronger Tomorrow.

STRENGTH IN EVERY FORGE.
TRUST IN EVERY PART.

Corporate Information

CIN: L28910PB1986PLC006950

Registered & Corporate Office Village- Gobindgarh, Adj. Phase-VII, Focal Point, Ludhiana - 141010, Punjab, India.

Email: info@munishforge.com

Tel: +91-161-5218900 Website: www.munishforge.com

Board of Directors

Mr. Davinder Bhasin
Managing Director
DIN: 00780268

Mr. Dev Arjun Bhasin
Executive Director & Chief Executive Officer
DIN: 07670554

Mr. Vishal Anand
Executive Director
DIN: 07194115

Mrs. Priya Begana
Independent Director
DIN: 07706647

Dr. Arshdeep Singh Bedi
Independent Director
DIN:10804130

Mr. Khushvinder Bir Singh
Independent Director
DIN:08863504

Key Managerial Personnel (KMP)

Mr. Manoj Kumar Pandey
Chief Financial Officer

Ms. Yogita Dhall
Company Secretary and Compliance Officer

Auditors

Statutory and Peer Review Auditor M/s. Vinay & Associates, Chartered Accountants, 18-G, Shaheed Bhagat Singh Nagar, Pakhowal Road, Ludhiana - 141002, Punjab.
M/s. Subash Vipan & Co, 38, Green Firld, Model Gram, Ludhiana

Registrar and Share Transfer Agent

Skyline Financial Services Private Limited D-153A, First Floor, Okhla Industrial Area, Phase - I, New Delhi – 110020, India.

Email: info@skylinerta.com

Bankers

Yes Bank Limited | Axis Bank Limited

CONTENT

CORPORATE OVERVIEW

- Corporate Information
- Corporate Identity: At a Glance & Highlights
- Our Ethos & Strategic Philosophy
- Strategic Philosophy
- Our Journey
- Operational Excellence
- Product Portfolio
- Sectors We Empower
- The Leadership Voice
- The Steering Force: Our Board of Directors
- Manufacturing Built to Global Standards
- Human Capital & ESG
- Corporate Social Responsibility
- Key Focus Pillars & Core Highlights

STATUTORY REPORTS

- Board's Report
- Form AOC-1
- Annual Report on Corporate Social Responsibility (CSR) Activities
- Secretarial Audit Report
- Remuneration Disclosures
- Conservation of Energy, Technology Absorption & Foreign Exchange Earnings and Outgo
- Corporate Governance Report
- Certificate of Non-Disqualification of Directors
- Managing Director's Declaration
- Compliance Certificate on Corporate Governance
- Management Discussion & Analysis Report

FINANCIAL STATEMENTS

STANDALONE FINANCIAL STATEMENTS

- Independent Auditor's Report
- Standalone Balance Sheet
- Standalone Statement of Profit & Loss
- Standalone Statement of Cash Flow
- Standalone Statement of Changes in Equity
- Notes to the Standalone Financial Statements

CONSOLIDATED FINANCIAL STATEMENTS

- Independent Auditor's Report
- Consolidated Balance Sheet
- Consolidated Statement of Profit & Loss
- Consolidated Statement of Cash Flow
- Consolidated Statement of Changes in Equity
- Notes to the Consolidated Financial Statement

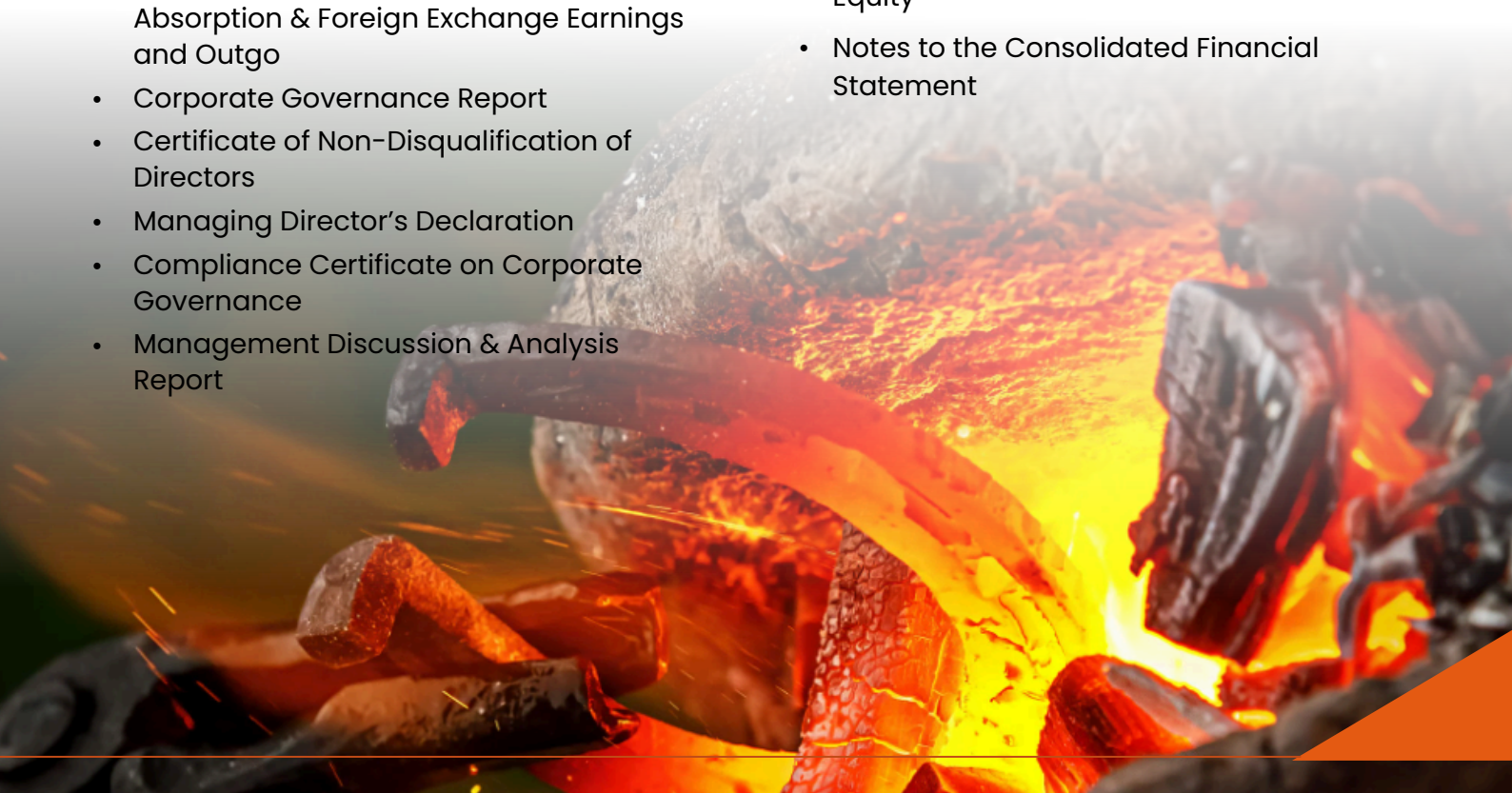

Corporate Identity: At a Glance & Highlights

An Integrated Ecosystem of Engineering Excellence

Munish Forge Limited ('Munish Forge', 'Our Company', or 'We') is a premier manufacturer of high-performance, safety-critical forged, cast, and precision-machined components. Headquartered in Ludhiana, Punjab, our business model operates as a vertically integrated, one-stop shop engineered to deliver custom solutions for the most demanding global engineering environments.

We have consciously established comprehensive capabilities spanning fabrication, closed-die forging, casting, precision machining, sheet metal pressing, and complex structural assemblies within a single, unified manufacturing footprint. This complete operational integration allows us to maintain absolute control over quality benchmarks, optimize cost competitiveness, and guarantee flawless execution across safety-critical applications.

Key Operational Pillars

40 Years
of Industrial & Engineering Expertise (Established in 1986)

14.03 Acres —
Modern, Unified Manufacturing Footprint in Ludhiana, Punjab

60%+ Revenues
·Consistently Generated from Regulated Export Markets (US, UK, Canada, and Europe)

80%+ Sales
·Sustained by Deep-Rooted, Long-Term Repeat Customer Orders

Approved Supplier
to the Indian Army Since 2014 for Mission-Critical Defence Components

Fully Integrated
·In-House CNC Tool Room, Advanced Robotic Welding Centers, and an Independent Casting Division

Our Ethos & Strategic Philosophy

CORE OPERATING PHILOSOPHY

"Reliability through Perfection and Excellent Services."

VISION

To constantly elevate global engineering standards, manufacturing efficiencies, and client satisfaction through continuous technological investment and relentless process modernization.

MISSION

To deliver exceptional value and high-precision engineering solutions to our global and domestic customers, while fostering a safe, collaborative, and progressive workplace, supporting national interests through critical defense development, and driving sustainable manufacturing practices.

OUR VALUES

Customer Precision: Delivering high-quality, safety-critical products that meet exact customer requirements and build lasting market trust.

Uncompromising Integrity: Upholding absolute honesty, transparency, and ethical conduct in every corporate action and stakeholder interaction.

People Growth: Cultivating an environment that respects, protects, and accelerates the professional development and well-being of our workforce.

Agile Innovation: Continuously seeking better engineering methods, expanding tool room capabilities, and adapting swiftly to custom demands.

National Stewardship: Creating long-term societal wealth, serving our communities, and honoring our role as a trusted partner to India's defense forces.

STRATEGIC PHILOSOPHY

How We Think, Choose, and Allocate for Enduring Growth

In a capital-intensive and cyclical engineering landscape, long-term success is dictated by the discipline of our choices. We do not chase short-term market momentum; instead, we build capabilities designed to sustain performance and protect margins across economic cycles.

PILLAR I: MIND

Deliberate Choices: Capability Over Capacity

What we have built over the decades reflects a series of highly disciplined strategic choices. For Munish Forge, scale is a product of our engineering capability, not just raw volume capacity.

- Value-Driven Engineering: We consciously prioritize highly engineered, safety-critical components over volume-led, low-margin commodities.
- Structural Portfolio Resilience: By anchoring our business mix across global Tier-1 automotive suppliers, leading original equipment manufacturers (OEMs), and strategic national defense forces, we ensure our portfolio remains resilient against sector-specific downturns.

PILLAR II: METHOD

Institutional Trust: Capital Deployment with Foresight

Our market position is built entirely on institutional trust. Infrastructure decisions in this industry impact financial performance for decades, which is why our investments are always guided by long-term foresight.

- Defense-Grade Precision: Our selection as an approved supplier to the Indian Army since 2015 requires absolute precision. Developing mission-critical structural assemblies, such as BMP and T-90 tank tracks, proves our ability to meet the world's most stringent quality benchmarks.
- Global Execution Standards: This same level of defense-grade reliability is applied to our custom engineering components exported to highly regulated international markets across the US, UK, Canada, and Europe
- Calibrated Capital Allocation: We continue to deliberately deploy capital into advanced automation, robotic welding lines, and our newly operational casting division. This deepens our vertical integration, enhances our value addition, and solidifies our cost differentiation.

THE STRATEGIC OUTCOME

By building capabilities ahead of demand and investing thoughtfully in advanced manufacturing tech, we ensure that our scale emerges from sustainable, high-margin business rather than temporary market cycles.

OUR JOURNEY

A 40-Year Legacy of Engineering Evolution and Strategic Scaling

Rather than chasing rapid, uncalibrated volume, the journey of Munish Forge Limited has been defined by a deliberate climb up the value chain. Over four decades, we have evolved from a regional forge shop into a technologically advanced, publicly listed manufacturing ecosystem trusted by global OEMs and national defence establishments.

We view our history across three distinct strategic eras of growth:

ERA 1: 1986 - 2004

The Foundational & Infrastructure Era

This period was defined by establishing our manufacturing roots in Punjab, seeding our core forging capabilities, and systematically expanding our physical footprint to support long-term production workflows.

1986 | Inception:

Founded as Gaisu Forge Private Limited by our Promoter, Mr. Davinder Bhasin, focusing on manufacturing fundamental forged components for the cycle and metalwork industries.

1995 - 1996 | Brand Evolution & Product Diversification:

Rebranded as Munish Forge Limited and executed an initial transition to a public entity. Concurrently diversified our industrial portfolio by adding high-grade Flanges to the product line and acquiring new land at the Focal Point industrial area in Ludhiana to house modern equipment.

2002 - 2004 | Operational Consolidation:

Reverted to a private limited structure to optimize internal workflows. In 2004, aggressively scaled operations by adding 5.93 acres of land to our factory footprint, creating a streamlined, continuous assembly layout.

ERA 2: 2014 - 2019

Defense Entry & Rigorous International Certifications

During this era, we pivoted toward high-margin, safety-critical sectors, establishing the strict quality architectures required to serve national defense and heavily regulated global markets.

2014 - 2015 | The Defense Milestone:

Successfully registered with Indian Defence. In 2015, our first Battle Tank Track Chains were formally accepted by the Indian Army, establishing our positioning as an approved, high-precision defense supplier.

2017 | Global Validation:

Achieved the prestigious German EN 1090-2:2008 certification from SLV, Germany. This validated our compliance with stringent European structural steel and aluminum engineering standards, opening doors to direct international export markets.

2019 | Advanced Process Automation:

Commenced deep technology integration by deploying Robotic Welding Arms across our production lines, shifting from manual processes to automated, high-repeatability manufacturing that protected operational margins.

ERA 3: 2022 - 2026

Vertical Integration & Capital Market Access

Our current era marks our transformation into a fully integrated engineering powerhouse, expanding from raw forgings into casting and precision assemblies, backed by institutional public capital.

2022 - 2023 | Strategic OEM Partnerships:
Secured a landmark partnership with JCB-SPD as a core OEM customer. Expanded our defense envelope by securing technical approvals to manufacture critical T-72 tank tracks.

2024 | The Casting Leap & Corporate Restructuring:
Diversified into casting operations through Munish Forge Ltd casting division, establishing a complete, one-stop manufacturing loop. To fund this next multi-decade growth phase, the company officially transitioned back into a Public Limited Company in December 2024.

2025 | The IPO Landmark:

Successfully launched our Initial Public Offering (IPO) in September/October 2025, listing on the NSE Emerge platform. The issue raised critical growth equity to aggressively expand plant capacity, modernize tool rooms, and scale our high-margin divisions.

THE JOURNEY IN PERSPECTIVE

- From: A single-product, localized manufacturing unit in 1986.
- To: A vertically integrated public enterprise spanning 75,000 sq. meters, commanding market trust across international borders, and building critical components that secure the nation's frontlines.

OPERATIONAL EXCELLENCE

OUR INTEGRATED "ONE-STOP SHOP" MANUFACTURING ECOSYSTEM

At Munish Forge Limited, manufacturing capability is defined by complete process control. Our 14.03-acre Ludhiana facility operates as a vertically integrated engineering ecosystem, allowing us to manage every critical lifecycle phase—from initial metallurgical valuation to high-tolerance precision machining—under a single, unified footprint. This complete internal oversight eliminates third-party dependencies, minimizes logistical latency, and guarantees the component integrity demanded by global Tier-1 automotive OEMs, infrastructure conglomerates, and national defense establishments.

CORE INFRASTRUCTURE PILLARS

ADVANCED FORGING PLATFORM

- Comprehensive Forging Setup: Equipped with 14 drop forging hammers (1–10 tons) and high-capacity mechanical and hydraulic presses, including our 1,500-Ton Deep Draw Press for defense-grade artillery shell components.
- Defense-Grade Capability: 1,500-Ton Deep Draw Press for hot forging of 105mm, 120mm, and 155mm artillery shell components.
- Wide Product Range: Manufactures precision forgings from 300 g to 150 kg.

INTEGRATED CASTING DIVISION

- Modern Foundry: Advanced sand plant with George Fischer and Disa India ARPA 900 & ARPA 450 moulding lines.
- Efficient Melt Shop: Twin induction furnaces (500 kg & 1,000 kg) supported by shell moulding technology for high-quality castings.

PRECISION TOOL ROOM & MACHINING

- In-House Tool Development: CAD/CAM-enabled die design using SolidWorks and Delcam.
- Advanced Machining: CNC Turning Centers, VMCs, HMCs, and VTLs achieve high dimensional accuracy with precision tolerances of 5–10 microns.

SPECIALIZED MANUFACTURING

- Robotic Fabrication: Automated welding systems certified to European DIN standards for consistent quality.
- Rubber Moulding: In-house rubber injection facility manufacturing specialized rubberized tracks for military main battle tanks.

Eco-Efficiency & Yield Optimization

Through the adoption of induction furnace technology and solar power, Munish Forge has enhanced manufacturing efficiency by reducing material burning losses to 2.0–2.5% and maintaining product rejection levels at approximately 0.5%, supporting superior yields and sustainable operations.

CAPACITY UTILISATION (FY 2025-26)

MANUFACTURING QUALITY SAFEGUARDS

Defect Elimination: 100% automated Magnetic Particle and Ultrasonic Testing to ensure zero internal micro-cracks in safety-critical components.

Climate Simulation: Deep-freeze cryogenic testing to validate flange integrity for sub-zero, cold-climate export markets.

Ballistic Validation: Strict Charpy Impact Testing and grain flow analysis to ensure defense track chains meet rigid battlefield-durability standards.

PRODUCT PORTFOLIO

OUR SIX CORE PRODUCT VERTICALS AND END-MARKET SEGMENTS

According to our official Red Herring Prospectus (RHP), our product ecosystem is strategically diversified across six primary product heads. This structured portfolio allows us to capture value across global industrial supply chains, heavy infrastructure, automotive networks, and national defense ecosystems.

THE PRODUCT ARCHITECTURE GRID

PRODUCT VERTICAL	KEY COMPONENT PROFILES & CAPABILITIES	PRIMARY TARGET INDUSTRIES	STRATEGIC VALUE DRIVE
Flanges	• Slip-On Flanges • Blind Flanges • Weld Neck Flanges	Oil & Gas, Petrochemicals, and Industrial Piping Systems	High-Specification Exports: Critical piping connection components engineered to manage extreme fluid pressures and temperatures across global networks.
Scaffolding	• ·Couplers & Ledgers • ·Steel Planks • Adjustable Props & Jacks	Infrastructure Development, Civil Engineering, and Commercial Construction	Volume & Footprint Engine: Standardized and custom load-bearing structural fittings exported heavily to international construction markets.
Auto Components	• ·Chassis Parts & Tractor Parts • ·Ground Engaging Tools (GET) • Heavy Duty Mechanical Jacks	Automotive, Agriculture, and Earthmoving Equipment	Tier-1 Integration: Safety-critical components built for heavy commercial vehicles and off-highway machinery, anchoring our high repeat-order rates.
Defence	• ·Main Battle Tank Track Chains (T-90, T-72, BMP, Strela) • Artillery Bomb Shells (105mm, 120mm, 155mm)	Aerospace & National Defence (Approved Supplier to the Indian Army)	Strategic Anchor: Extremely high barrier-to-entry, zero-defect engineering segment with long-term, high-margin contract visibility.
Fence Posts	• ·Specialized Steel Posts • Agricultural & Perimeter Security Posts	Security Infrastructure, Border Fencing, and Commercial Agriculture	Niche Market Play: Highly durable, corrosion-resistant forged steel posts designed for rapid perimeter deployment and land demarcation.
Steel Accessories	• ·Forged Anchor Rods & U-Bolts • ·Custom Structural Steel Clamps • Press & Sheet Metal Fixtures	General Engineering, Power Transmission, and Heavy Fabrication	Ecosystem Synergies: Utilizing our aggregate manufacturing capabilities to supply high-strength hardware and installation accessories.

CAPACITY UTILISATION (FY 2025-26)

Engineering Over Commodities: By maintaining deep vertical control over all six lines-from in-house CAD/CAM tooling design to precision machining-we treat each product head not as a generic commodity, but as a safety-critical engineered solution. This specific approach secures our multi-decade relationships with Tier-1 automotive OEMs, international distributors, and national defense agencies alike.

SECTORS WE EMPOWER

ENGINEERING HIGH-PRECISION SOLUTIONS FOR MISSION-CRITICAL INDUSTRIES

At Munish Forge Limited, our manufacturing architecture is built to support industries where structural failure is not an option. Rather than distributing standard commercial parts, we align our technology platforms to empower five key industrial sectors that form the backbone of core infrastructure, economic movement, and national security.

1.DEFENCE & STRATEGIC AEROSPACE
THE BENCHMARK FOR EXTREME RELIABILITY

Strategic Stature: Standing as an approved, trusted partner to the Indian Army since 2015. This segment acts as our high-margin, high-barrier-to-entry technological anchor.

Engineering Depth: We manufacture complete, high-end rubberized track chain assemblies for critical combat systems including the T-72, T-90, BMP, and Strela battle tank platforms.

Advanced Capabilities: Leveraging our heavy-duty 1,500-Ton Deep Draw Hot-Forging Press, we manufacture empty 105mm, 120mm, and 155mm artillery shells designed to withstand extreme ballistic pressure thresholds.

Quality Assurance: 100% of our defense components undergo rigorous physical, chemical, and non-destructive testing at our in-house, NABL-accredited laboratory facilities to maintain precise military standards.

2.OIL, GAS & PETROCHEMICALS
MANAGING HIGH PRESSURE ACROSS GLOBAL NETWORKS

Market Focus: Operating as a prominent international exporter of high-integrity piping connectors and structural interfaces.

Product Precision: Specializing in complex forged flanges-including Slip-On, Blind, and Weld Neck profiles-engineered explicitly for high-pressure, sub-zero, and corrosive operating environments.

Material Rigor: Built fully in compliance with absolute global benchmarks (ASME, ANSI, and ASTM), with a deep expertise in handling ASTM-ASME-SA350 LF2 low-temperature carbon steel grades required for international oil pipelines, offshore drilling setups, and gas distribution terminals.

3.AUTOMOTIVE, EARTHMOVING & AGRICULTURE DRIVING EFFICIENCY IN HEAVY MOBILITY

OEM Integration: Serving major global Tier-1 automotive brands and specialized heavy equipment manufacturers, including a cornerstone technical supply relationship with JCB-SPD.

Synergistic Operations: By deploying our combined forging and casting divisions (including our newly scaled Ground Engaging Tools - GET line), we deliver single-piece cast components, under-chassis suspension systems, and heavy-duty mechanical jacks.

Endurance Focus: Engineered to withstand maximum mechanical friction, cyclical stress, and severe torque across commercial transport, deep mining, and industrial agriculture.

4.INFRASTRUCTURE & CONSTRUCTION FORMING THE FRAMEWORK FOR CIVIL SCALE

Industrial Legacy: Manufacturing institutional scaffolding frameworks, highly specialized load-bearing connectors, and modular formwork components since 1991.

Product Integrity: Producing millions of drop-forged couplers, adjustable structural props, heavy-duty jacks, and steel planks sold worldwide.

Application Impact: Providing the zero-failure structural support required for heavy-duty elevated staging, complex bridge layouts, and massive civil engineering construction projects.

SECTORS WE EMPOWER

5.RAILWAYS & MODERN TRANSIT PIVOTING TOWARD HIGH-SPEED NATIONAL CORRIDORS

The Opportunity: Actively expanding into India's rapidly modernizing railway sector by matching our heavy forging capabilities against upcoming high-value public tenders.

Development Envelope: Designing and prototyping critical mechanical components, focusing heavily on heavy-duty forged railway buffers and high-end brake discs.

Future Vision: Calibrating our automated lines to support the exact safety-critical structural tolerances required for next-generation, high-speed rail networks, including the prestigious Vande Bharat train programs.

Sector Diversification Safeguard By balancing our revenue mix across heavily regulated export markets (Oil & Gas, Infrastructure) and long-term, multi-year domestic programs (Defence, Railways), we effectively insulate our operating margins from sector-specific economic contractions.

THE LEADERSHIP VOICE

STEWARDSHIP, RESILIENCE, AND THE PATH FORWARD FROM THE MANAGING DIRECTOR'S DESK

MR. DAVINDER BHASIN
MANAGING DIRECTOR & PROMOTER

"Focus on Customer Service, Innovation, Hard Work, and Loyal Customers are still our key movers. After spending my entire life in manufacturing, I haven't found a better foundation for enduring success."

Dear Shareholders,

Welcome to our first Annual Report as a publicly listed entity. The Bhasin group's legacy dates back to 1942, and when we started the Munish engineering division humbly in 1981 with a single machine shop, we had a simple vision: to build things that last. Today, with over 40 years of manufacturing experience backing us, I am incredibly proud of how far we have come-and even more excited about where we are headed.

Anchored by Trust Our customers remain the absolute backbone of this institution. The deep, long-standing relationships we have cultivated with reputed global clients and national entities have driven our growth. Our successful pivot into highly critical, high-barrier sectors-such as manufacturing tank track chains and artillery bomb shells for Indian Defence-proves that when you prioritize quality, market trust follows. Very few companies worldwide have succeeded in this space, and it is a testament to our engineering discipline.

Navigating Cycles with Foresight In a cyclical industry, risk mitigation is just as important as growth. Over the years, we have consciously minimized business risks by diversifying our capabilities across multiple critical sectors: Defence (Security), Scaffolding and Pipe Flanges (Infrastructure), and Earthmoving and Auto (Agriculture and Commercial Vehicles).

As we look to the future, with the successful completion of our IPO on the NSE Emerge platform, our balance sheet is primed for the next level of growth. With the third generation of leadership actively infusing new technology and energy into the business, I want to thank our loyal customers, our dedicated workforce, and now, you-our new public shareholders-for being a part of this remarkable journey.

THE LEADERSHIP VOICE

FROM THE CEO'S DESK

MR. DEV ARJUN BHASIN
EXECUTIVE DIRECTOR & CEO

"We are not just scaling our capacity; we are deepening our technological capabilities to become a fully integrated, future-ready engineering partner to the world."

Dear Shareholders,

The transition to a public company marks a pivotal inflection point for Munish Forge Limited. As we step into this new era, our focus is squarely on modernization, agile innovation, and aggressive market expansion across the U.S., Canada, Europe, and the U.K.

The Power of Integration Our strategy has always been capability-led. By continually investing in advanced process automation-from our in-house CAD/CAM tooling and CNC machining centers to our newly operational casting division-we have transformed Munish Forge into a vertically integrated "one-stop shop." This allows us to control costs, maintain strict quality parameters, and adapt quickly to the custom engineering requirements of global OEMs.

Expanding the Envelope We are actively working on deepening our footprint in the domestic and international earthmoving and automotive distribution systems. Earning the trust of highly reputed global OEMs, such as JCB-who selected us to manufacture critical cast teeth for their heavy machinery-validates our technological trajectory. Concurrently, our defense portfolio continues to expand as we proudly indigenize critical safety components for the Indian Army.

The capital raised through our IPO will directly fuel our next phase of capital expenditure, allowing us to expand our infrastructure, optimize our casting yields, and pursue larger, more complex engineering programs. The foundation is set, the technology is in place, and our team is ready to deliver sustainable, long-term value.

THE STEERING FORCE: OUR BOARD OF DIRECTORS

CORPORATE GOVERNANCE AND STRATEGIC OVERSIGHT

Our Board of Directors provides the diverse industry experience, financial discipline, and rigorous corporate governance required to lead Munish Forge Limited as a public enterprise. The board balances decades of deep industrial engineering expertise in metallurgy with strong backgrounds in commercial banking, corporate finance, international market expansion, and regulatory compliance.

EXECUTIVE DIRECTORS

Mr. Davinder Bhasin

Founder, Chairman, and Managing Director

Experience & Legacy: Over 40 years of direct, hands-on experience in industrial metallurgy, advanced forging technologies, and corporate leadership. As the founder of the company, he has systematically guided our evolution from a local, single-unit machine shop into a vertically integrated, globally recognized supplier.

Core Responsibilities: Shapes the overarching strategic trajectory of the company, leads corporate culture, and maintains absolute oversight over long-term capital allocation choices.

Committee Positions:

- Chairperson – Corporate Social Responsibility (CSR) Committee
- Chairperson – Risk Management Committee

Mr. Dev Arjun Bhasin

Executive Director and Chief Executive Officer

Experience & Modernization: An industrialist focused on technological scaling and international business development. Under his execution roadmap, the company expanded its physical market footprint directly across North America, the United Kingdom, and Europe.

Key Distinction: Formally recognized by the Ministry of Defence for his strategic leadership in indigenizing critical engineering components and component designs for the Indian Army. He is an active member of the global Young Presidents' Organization (YPO).

Committee Positions:

- Member – Stakeholders' Relationship Committee

Mr. Vishal Anand
Executive Director (Sales & Marketing)

Experience & Relationships: Brings extensive techno-commercial experience in industrial forging and heavy casting sales. He has led the company's domestic sales machinery, marketing execution, and OEM tier-1 relationship management matrix since joining the leadership core in 2000.

Core Responsibilities: Drives client acquisition strategy, anchors long-term customer retention frameworks, and aligns engineering outputs with real-time global demand forecasts.

NON-EXECUTIVE INDEPENDENT DIRECTORS

Mr. Khushvinder Bir Singh
Non-Executive Independent Director

Experience & Credentials: A seasoned commercial banker with over 33 years of institutional banking experience, concluding his banking career as a Deputy Zonal Manager at Punjab National Bank (PNB). He holds an MA and an M.Phil in Economics, an MBA in Finance, and professional CAIIB credentials.

Expertise Brought to the Board: Delivers deep governance oversight across credit evaluations, sophisticated treasury operations, internal financial audit structures, and macroscopic risk mitigation.

Committee Positions:

- Chairperson – Audit Committee

Dr. Arshdeep Singh Bedi
Non-Executive Independent Director

Experience & Credentials: Combines over ten years of experience in academic leadership, corporate marketing frameworks, and organizational strategy. He holds a PhD in Management alongside multiple post-graduate designations.

Expertise Brought to the Board: Infuses the board with corporate management frameworks, strategic HR perspectives, and independent assessment metrics for organizational scaling.

Committee Positions:

- Chairperson – Stakeholders' Relationship Committee

Mrs. Priya Begana

Non-Executive Independent Director

Experience & Credentials: Specializes in comprehensive corporate administration, human resource frameworks, and statutory governance compliance. She has served independently on the boards of multiple corporate enterprises since 2017 and holds a Master's degree in Political Science.

Expertise Brought to the Board: Ensures strict regulatory compliance with SEBI and Companies Act guidelines while advising on remuneration equity and corporate administrative safeguards.

Committee Positions:

- **Chairperson – Nomination and Remuneration Committee**

BOARD COMPOSITION SUMMARY

- **Total Board Strength:** 6 Directors
- **Executive vs. Independent Split:** 50% Executive Directors | 50% Independent Non-Executive Directors
- **Governance Check:** All key oversight committees (Audit, Stakeholders' Relationship, and Nomination & Remuneration) are chaired entirely by Independent Non-Executive Directors, ensuring absolute transparency and protection of public shareholder interests.

THE STEERING FORCE: OUR BOARD OF DIRECTORS

MANUFACTURING BUILT TO GLOBAL STANDARDS

Munish Forge operates an integrated manufacturing ecosystem backed by internationally recognized certifications across quality management, automotive manufacturing, environmental sustainability, welding, structural steel and pressure equipment. These certifications strengthen customer confidence and enable participation in highly regulated global industries including Automotive, Defence, Railways, Construction, Oil & Gas and Infrastructure.

GLOBAL CERTIFICATIONS

CERTIFICATION	STANDARD	CAPABILITY / SIGNIFICANCE
ISO 9001:2015	Quality Management System	Consistent quality, process control and customer satisfaction across manufacturing operations.
IATF 16949:2016 (Casting Division)	Automotive Quality Standard	Qualification to supply global automotive OEMs with defect prevention and continuous improvement practices.
ISO 14001:2015	Environmental Management	Environmentally responsible manufacturing through sustainable resource and waste management.
EN ISO 3834-2:2021	Welding Quality Certification	Certified welding processes for safety-critical fabricated components.
EN 1090 Factory Production Control	Structural Steel Components	CE-compliant manufacturing of structural steel products for European construction markets.
PED 2014/68/EU (EN 764-5)	Pressure Equipment Directive	Approval for manufacturing carbon steel forged flanges used in pressure equipment for oil & gas and industrial applications.

Human Capital & ESG

Workforce Stability

Workforce stability, employee retention, and initiatives undertaken to strengthen workforce engagement and continuity.

Green Energy

650 KW of on-site solar power currently integrated into the plants, reducing both operating energy costs and the Company's carbon footprint.

Digital Transformation

Implementation of SAP software for "real-time monitoring" and "traceability".

Corporate Social Responsibility

A Responsibility that Extends Beyond Business

For us, progress goes beyond manufacturing. It is defined by the positive impact we create across our communities. We believe sustainable growth must be anchored in responsibility to people, the environment, and the ecosystems we serve.

Our Corporate Social Responsibility initiatives focus on healthcare infrastructure, community well-being, and hunger alleviation. Each program addresses local needs, bridges developmental gaps, and builds long-term resilience. Through these efforts, we enable inclusive growth and create opportunities for individuals and communities to thrive.

We see social impact as inseparable from economic progress. By aligning our CSR initiatives with statutory national mandates, we ensure our contributions deliver measurable value locally and beyond.

CSR GOVERNANCE

CSR initiatives are driven by a dedicated Board-level CSR Committee comprising executive and independent directors, ensuring robust oversight, transparency, and alignment with statutory requirements as well as the Company's strategic priorities. The Committee actively reviews project selection, implementation, and impact to ensure effective deployment of resources.

- Committee Chairman: Mr. Davinder Bhasin (Managing Director)
- Statutory Compliance: 100% allocation aligned with Schedule VII of the Companies Act, 2013.

₹19.50 Lakhs

Total Statutory CSR Expenditure (2025-26)

- Statutory Obligation (2.0% Matrix): ₹18.01 Lakhs
- Actual Disbursed Spent: ₹19.50 Lakhs (108.3% Allocation Delivery)
- Carry-Forward Surplus: ₹1.49 Lakhs excess spend generated to set off against future cycles.

KEY FOCUS PILLARS & CORE HIGHLIGHTS

HEALTHCARE AND COMMUNITY WELL-BEING

The Company is committed to enhancing community health outcomes through focused interventions in preventive and primary healthcare. Our approach centers on improving accessibility, awareness, and support systems for underserved communities. By collaborating with credible medical institutions, the Company contributes to building healthier and more resilient communities.

- ₹6.00 Lakhs deployed to Dayanand Medical College & Hospital (DMC)
- ₹6.00 Lakhs deployed to Christian Medical College & Hospital (CMC)

KEY HIGHLIGHTS

Sustained Medical Infrastructure Support: Implemented a disciplined, continuous funding framework of ₹50,000 per month per institution to Punjab's premier medical hubs.

Subsidized Patient Care: Directly enabled both healthcare institutions to extend specialized treatments and essential medical care to patients belonging to economically marginalized backgrounds.

SOCIAL WELFARE AND HUNGER ALLEVIATION

The Company adopts a holistic approach to community social needs such as hunger, disaster relief, and inclusion of vulnerable groups. Its initiatives aim to provide immediate support while enabling long-term resilience within communities. Additionally, the Company supports efforts that preserve community welfare and promote social inclusivity.

- ₹7.50 Lakhs deployed to Jagannath Food for Life Welfare

KEY HIGHLIGHTS

Nutritional Security Programs: Targeted capital deployment dedicated entirely to sourcing high-quality input materials for large-scale, hygienic daily meal programs.

Industrial Belt Demarcation: Directed nutritional support straight to daily wage clusters and vulnerable local families residing near regional manufacturing corridors.

SUPPLEMENTARY COMMUNITY ACTION

Voluntary Community Care

Driven by our foundational philosophy of corporate citizenship, our management independently deployed an additional ₹1.32 Lakhs as a voluntary contribution to the Shri Guru Ram Dass Lok Bhalai Trust. While this community initiative sits outside our official statutory claim framework for the fiscal year, it reflects our deep internal motivation to uplift the social fabric of our operating region.

REVENUE ARCHITECTURE

WHERE OUR REVENUE COMES FROM — AND WHY THE MIX MATTERS

An Integrated Ecosystem of Engineering Excellence

Our revenue is not built on a single product or a single market. Across FY 2025-26, Munish Forge generated ₹17,795.25 Lakhs (₹177.95 Crore) in revenue fromoperations, spread across six engineered product families and delivered into fifteen countries. This deliberate spread is what allows us to absorb a slow year inone segment without disturbing the whole. More importantly, the year demonstrated the strategic principle we have followed for four decades: we grew our revenue while consciously reducing the tonnage we shipped — choosing value per kilogram over volume for its own sake.

Key Operational Pillars

₹177.95 CR
REVENUE FROM OPERATIONS FY 2025-26

9.9 %
FOUR-YEAR REVENUE CAGR (FY22 → FY26)

117.0 / KG
AVERAGE REALISATION UP 18.6% OVER FY25

62.5%
REVENUE FROM EXPORT & SEZ MARKETS

REVENUE BY PRODUCT VERTICAL (₹ in Lakhs)

Product Vertical	FY 2026 Revenue	% of Revenue
Flanges	7,748.25	44.10%
Scaffolding	3,201.30	18.00%
Defence	2,648.89	14.90%
Scrap & Other Operating Revenue	2,189.66	12.30%
Steel Accessories	1,347.90	7.60%
Fabrication & Allied Products	468.59	2.60%
Auto Components & GET	89.67	0.50%
Total	**17693.3**	**100.00%**

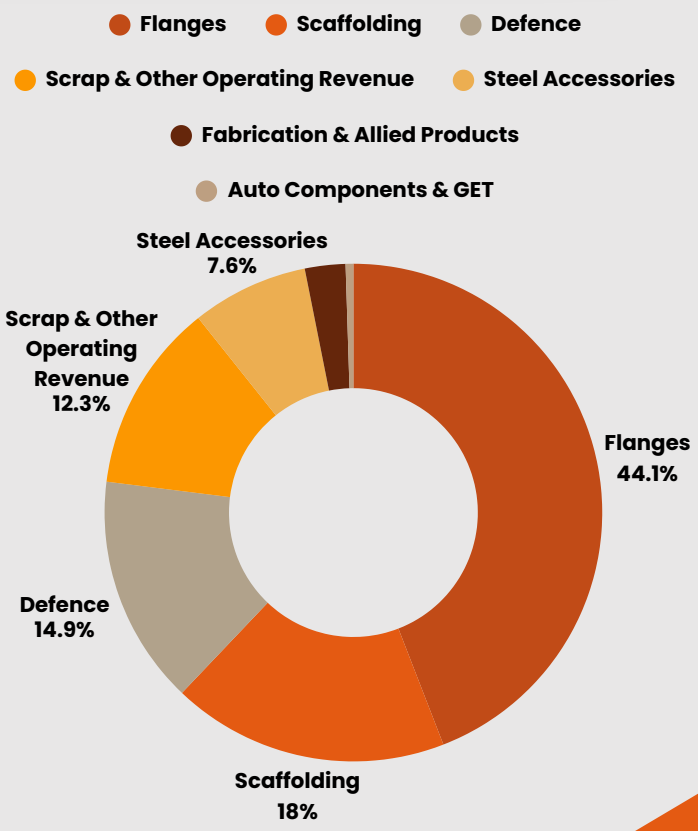

VALUE OVER VOLUME

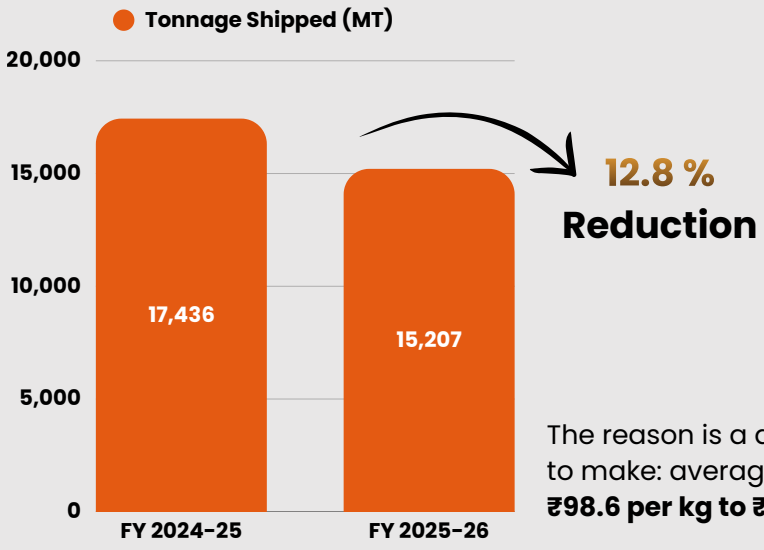

TONNAGE SHIPPED (MT)

We shipped **15,207 MT** in **FY 2025-26** against **17,436 MT** in the previous year — **a reduction of 12.8% in tonnage**

REVENUE RISE

Over the same period, **revenue rose 3.5%**.

The reason is a deliberate shift in what we choose to make: average realisation **improved from ₹98.6 per kg to ₹117.0 per kg, a gain of 18.6%.**

This is our strategic philosophy expressed in numbers. Capacity is not the objective; engineered capability is. A kilogram of defence-grade track chain earns many times what a kilogram of commodity steel earns, and our capital continues to move toward the former.

VALUE PER KILOGRAM, BY PRODUCT (FY 2025-26)

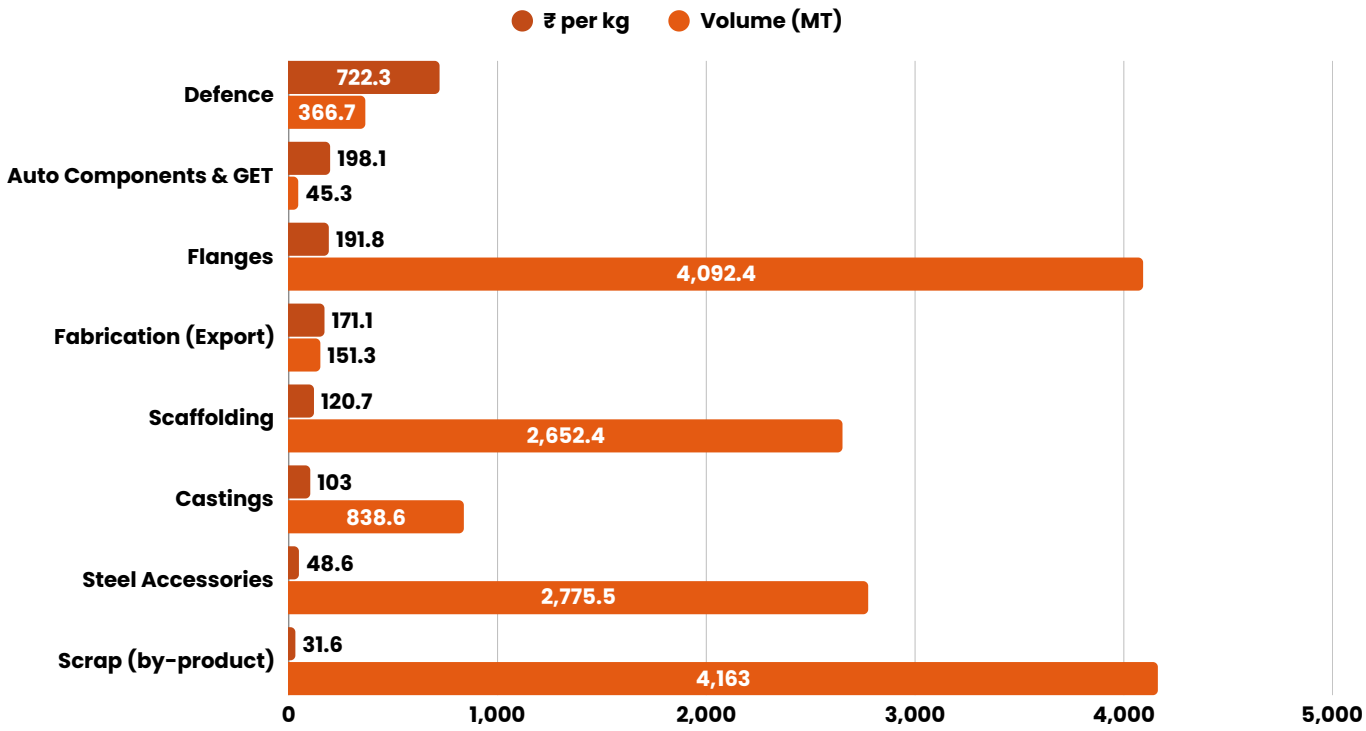

Defence components earn roughly six times the realisation of our scaffolding line and over twenty times that of scrap — which is why it remains our strategic anchor despite being a smaller share of tonnage

DEFENCE: THE ANCHOR SCALES UP

Defence revenue reached **₹2,648.89 Lakhs in FY 2025-26**, **up 19.2%** over the previous year and **more than twelve times the FY 2024 level of ₹214.86 Lakhs**. The segment now contributes **14.9% of revenue**, against **1.4% two years ago**. This is the direct result of order flows from the Indian Army's sustenance and vehicle establishments following our approvals for **T-72, T-90, BMP and Strela track systems**, and it is the segment where our engineering barrier to entry is highest.

CASTINGS: THE NEW DIVISION FINDS ITS FEET

Our casting division, commissioned as part of the vertical integration programme, delivered **₹863.64 Lakhs in its second full year, up 21.8%** from ₹709.21 Lakhs. **Volumes crossed 838 MT**. The division closes the loop between our forging, machining and fabrication lines, and its ramp-up validates the capital we have committed to becoming a genuine one-stop manufacturing partner.

OUR GLOBAL FOOTPRINT

Everything we ship is made at a single integrated facility in Ludhiana, Punjab — and travels to customers across six continents. In FY 2025-26, 6**2.5% of our revenue came from export and SEZ markets**, sustaining a pattern we have held for over a decade. Serving regulated buyers in North America, Europe and theMiddle East requires our products to satisfy the certification regimes of each of those markets simultaneously, which is precisely why our quality architectureis built to the highest common standard rather than the local minimum.

REVENUE BY CHANNEL (FY 2025-26)

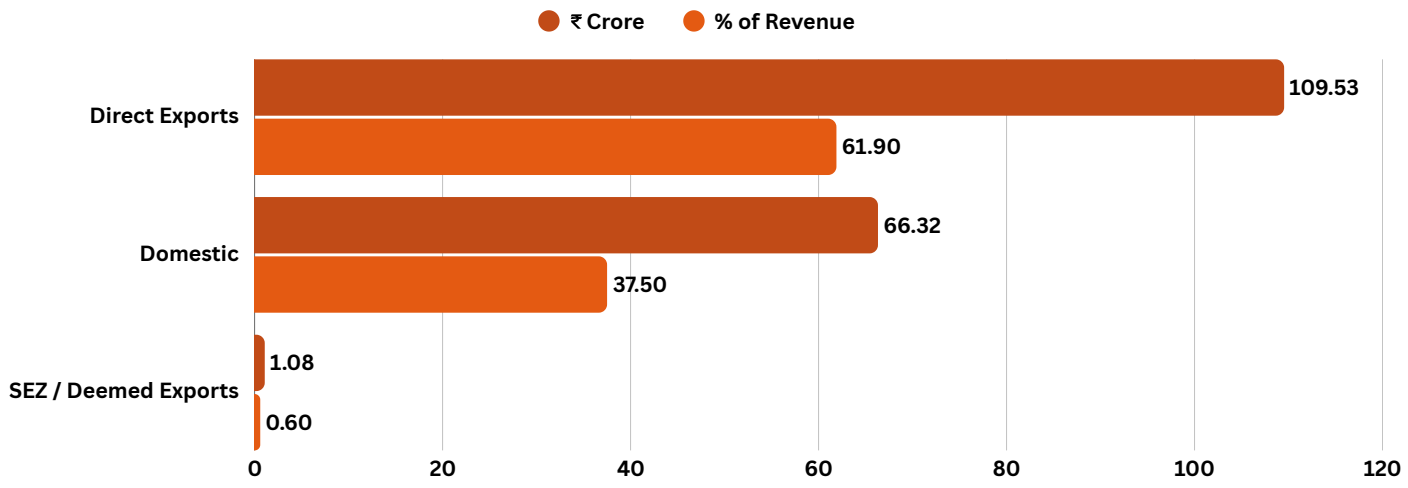

Channel	₹ Crore	% of Revenue
Direct Exports	109.53	61.90%
Domestic	66.32	37.50%
SEZ / Deemed Exports	1.08	0.60%
Total	**176.93**	**100.00%**

REVENUE BY GEOGRAPHY (FY 2025-26)

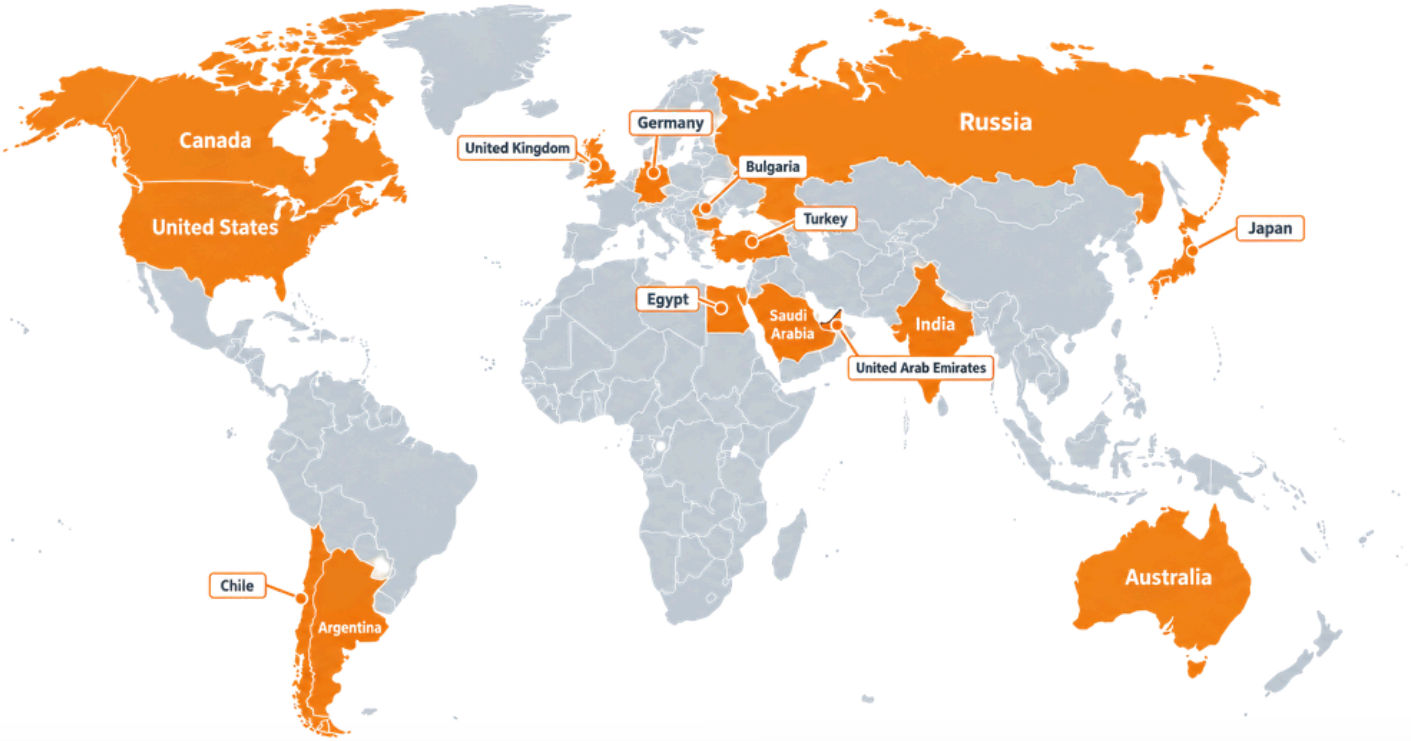

Market	₹ Crore	% of Revenue
United States	73.46	41.50%
India	67.4	38.10%
Saudi Arabia	9.5	5.40%
United Arab Emirates	6.81	3.90%
Canada	4.42	2.50%
Germany	3.96	2.20%
United Kingdom	3.35	1.90%
Egypt	3.06	1.70%
Turkey	1.81	1.00%
Australia	1.73	1.00%
Chile	0.7	0.40%
Bulgaria	0.37	0.20%
Argentina	0.36	0.20%
Japan & Russia	<0.01	—
Total	**176.93**	**100.00%**

STATUTORY REPORTS

NOTICE OF ANNUAL GENERAL MEETING

Registered Office: Village- Gobindgarh, Adj. Phase-VII, Focal Point, Ludhiana, Punjab – 141010
CIN: L28910PB1986PLC006950 | **Tel:** 161-5218900
Website: www.munishforge.com | **Email:** cs@munishforge.com

NOTICE is hereby given that the **40th ANNUAL GENERAL MEETING (AGM)** of the members of **MUNISH FORGE LIMITED ('the Company')** will be held on **Wednesday, the 30th day of September, 2026 at 11.00 A.M** through Video Conferencing (VC) / Other Audio Visual Means (OAVM), in accordance with the relevant circulars issued by the Ministry of Corporate Affairs and Securities & Exchange Board of India in this regard, to transact the following businesses

ORDINARY BUSINESS:

ITEM NO. 1 – TO ADOPT FINANCIAL STATEMENTS OF THE COMPANY FOR THE FINANCIAL YEAR ENDED 31ST MARCH 2026

To consider and, if thought fit, to pass the following resolutions as **Ordinary Resolutions**:

(a) Standalone Financial Statements

*"***RESOLVED THAT** the audited standalone financial statements of the Company for the year ended 31st March, 2026 containing the Balance Sheet as at that date, the Statement of Profit & Loss, statement of changes in equity and the Cash Flow Statement for the year ended on that date together with the Notes and the Reports of Auditors and Board of Directors Report along with its annexures thereon be and are hereby approved and adopted."

(b) Consolidated Financial Statements

"RESOLVED THAT the audited consolidated financial statements for the year ended 31st March, 2026 containing the Balance Sheet as at that date, the Statement of Profit & Loss, statement of changes in equity and the Cash Flow Statement for the year ended on that date together with the Notes and the Auditors' Report thereon be and are hereby approved and adopted."

ITEM NO.2 – TO APPOINT MR. VISHAL ANAND (DIN: 07194115) AS A DIRECTOR LIABLE TO RETIRE BY ROTATION

To consider and if thought fit, to pass the following resolution as an **Ordinary Resolution:**

"RESOLVED THAT in accordance with the provisions of Section 152 and any other applicable provisions of the Companies Act, 2013, Mr. Vishal Anand (DIN: 07194115), Executive Director liable to retire by rotation, and being eligible offers himself for reappointment, be and is hereby re-appointed as a director of the Company, liable to retire by rotation.*"*

ITEM NO. 3- TO APPOINT M/S. SUBASH VIPAN & CO., CHARTERED ACCOUNTANTS, AS THE STATUTORY AUDITORS OF THE COMPANY

To consider and if thought fit, to pass the following Resolution as an **Ordinary Resolution**:

*"***RESOLVED THAT** pursuant to the provisions of section 139, 141, 142 and all other applicable provisions, if any, of the Companies Act, 2013, read with the Companies (Audit and Auditors) Rules, 2014 (including any statutory modification(s) or re-enactment(s) thereof for the time being in force) and pursuant to the recommendation of the Audit Committee and the Board of Directors, consent of the members of the Company be and is hereby accorded, to appoint M/s. Subash Vipan & Co., Chartered Accountants (Firm Registration No. 012898N) having their office at Model Gram, Ludhiana – 141003, as Statutory Auditors of the Company, to fill the casual vacancy caused due to the resignation of M/s. Vinay & Associates, Chartered Accountants, and to hold office until the conclusion of the 40th Annual General Meeting.*"*

*"***RESOLVED FURTHER THAT** M/s. Subash Vipan & Co., Chartered Accountants, be and are hereby appointed as Statutory Auditors of the Company to hold office from the conclusion of the 40th Annual General Meeting until the conclusion of the 45th Annual General Meeting of the Company to be held in the year 2031, and to conduct the statutory audit of the Company for the financial years 2026-27 to 2030-31, at such remuneration as may be mutually agreed between the Board of Directors and the Auditors."

"RESOLVED FURTHER THAT the Board of Directors of the Company be and are hereby authorized to do all such acts and take all such steps as may be considered necessary, proper or expedient to give effect to the above Resolution."

SPECIAL BUSINESS:

ITEM NO. 4 - RATIFICATION OF REMUNERATION OF COST AUDITORS OF THE COMPANY

To consider and if thought fit, to pass with or without modification, the following resolution as an **Ordinary Resolution:**

*"***RESOLVED THAT** pursuant to the provisions of Section 148(3) and all other applicable provisions, if any, of the Companies Act, 2013 read with the Companies (Audit and Auditors) Rules, 2014 (including any statutory modification(s) or re-enactment(s) thereof, for the time being in force) and on the recommendation of Audit Committee, M/s. S.K. VERMA & ASSOCIATES, Cost Accountants (Firm Registration No. 101072) appointed by the Board to conduct the audit of the Cost Records of the Company for the financial year 2026-27 at a remuneration of Rs. 50,000 (Rupees Fifty Thousand Only) plus reimbursement of out of pocket expenses incurred, be and is hereby ratified."

*"***RESOLVED FURTHER THAT** the Board of Directors of the Company be and are hereby authorised to do all such acts, deeds and things and take all such steps as may be necessary, proper or expedient to give effect to this resolution."

ITEM NO. 5- TO APPOINT M/S. P.S. BATHLA & ASSOCIATES, AS THE SECRETARIAL AUDITOR OF THE COMPANY

To consider and if thought fit, to pass with or without modification, the following resolution as an **Ordinary Resolution**:

*"***RESOLVED THAT** pursuant to the provisions of Section 204(1) of the Companies Act, 2013 read with Rule 9 of the Companies (Appointment and Remuneration of Managerial Personnel) Rules, 2014 and Regulation 24A of SEBI (Listing Obligations and Disclosure Requirements) Regulations, 2015 as amended from time to time (including any statutory modification(s) or re-enactment(s) thereof, for the time being in force), based on the recommendation of the Audit Committee and the Board of Directors of the Company, Mr. P.S. Bathla, proprietor of M/s. P.S. Bathla and Associates, Peer Reviewed Company Secretary in Practice, Ludhiana, having Certificate of Practice Number 2585, be and are hereby appointed as Secretarial Auditor of the Company for a period of five consecutive years commencing from financial year 2026-27 till financial year 2030-31 on such remuneration as may be mutually agreed between the Board of Directors and the Secretarial Auditor."

*"***RESOLVED FURTHER THAT** the Board of Directors of the Company be and are hereby authorized to do all acts and take all such steps as may be considered necessary, proper or expedient to give effect to the above resolution."

ITEM NO. 6- TO OBTAIN APPROVAL TO ADVANCE ANY LOAN/GIVE GUARANTEE/PROVIDE SECURITY UNDER SECTION 185 OF THE COMPANIES ACT, 2013

To consider and if thought fit, to pass the following Resolution as a **Special Resolution**:

*"***RESOLVED THAT** pursuant to the provisions of Section 185 and other applicable provisions, if any of the Companies Act, 2013 read with the Companies (Meetings of Board and its Powers) Rules, 2014 (including any statutory modification(s) or re-enactment(s) thereof for the time being in force), and based on the recommendation of the Audit Committee, consent of the members of the Company be and is hereby accorded to authorize the Board of Directors of the Company, which term shall be deemed to include, unless the context otherwise requires, any committee of the Board or any director or officer(s) authorized by the Board to exercise the powers conferred on the Board under this resolution, to advance any loan including any loan represented by a book debt, or give any guarantee or provide any security in connection with any loan taken by any entity, in which directors of the company are interested, up to an aggregate sum of Rs. 200 Crores (Rupees Two Hundred Crore Only) including existing exposures, as the Board may deem fit and in the best interest of the Company."

*"***RESOLVED FURTHER THAT** this resolution shall remain in force until amended or rescinded by the members of the Company."

*"***RESOLVED FURTHER THAT** the Board of Directors of the Company be and are hereby authorized to do all such acts and take all such steps as may be considered necessary, proper or expedient to give effect to the above Resolution."

ITEM NO. 7- TO OBTAIN APPROVAL FOR PROVIDING LOAN, GUARANTEES AND MAKING INVESTMENT UNDER SECTION 186 OF THE COMPANIES ACT, 2013

To consider and if thought fit, to pass the following Resolution as a Special Resolution:

*"***RESOLVED THAT** pursuant to the provisions of Sections 186 of the Companies Act, 2013, read with the Companies (Meetings of Board and its Powers) Rules, 2014 as amended from time to time and other applicable provisions of the Companies Act, 2013 (including any statutory modification(s) or re-enactment(s) thereof for the time being in force), and based on the recommendation of the Audit Committee, consent of the members of the Company be and is hereby accorded to authorize the Board of Directors of the Company, which term shall be deemed to include, unless the context otherwise required, any committee of the Board or any director or officer(s) authorized by the Board to exercise the powers conferred on the Board under this resolution to (a) give any loan to any person or other body corporate; (b) give any guarantee or provide security in connection with loan to any person or other body corporate and (c) acquire, by way of subscription, purchase or otherwise, securities of any other body corporate, from time to time in one or more tranches as the Board of Directors as in their absolute discretion deem beneficial and in the interest of the company, for an amount not exceeding Rs. 200 Crores (Rupees Two Hundred Crore Only), being over and above the limits prescribed under Section 186(2) of the Companies Act, 2013."

*"***RESOLVED FURTHER THAT** the Board of Directors of the Company be and are hereby authorized to do all such acts and take all such steps as may be considered necessary, proper or expedient to give effect to the above Resolution.

Dated: 29th August, 2026

By Order of the Board of Directors
For Munish Forge Limited
Yogita Dhall
(Company Secretary & Compliance Officer)
Membership No. A69919

Registered office: Village- Gobindgarh, Adj. Phase-VII,
Focal Point, Ludhiana, Punjab – 141010
CIN: L28910PB1986PLC006950

Notes:

1. The Explanatory Statement pursuant to Section 102(1) of the Companies Act, 2013 relating to the Special Business to be transacted at the Meeting is annexed hereto and form part of this Notice.
2. The Ministry of Corporate Affairs (MCA) vide its General Circular No. 20/2020 dated May 05, 2020, read with the subsequent circulars issued from time to time, the latest one being General Circular No. 03/2025 dated September 22, 2025, (referred to as "MCA Circulars") has permitted to conduct the Annual General Meeting through Video Conferencing ("VC") or Other Audio-

Visual Means ("OAVM") until further notice. In compliance with the provisions of the Companies Act, 2013 (the Act), SEBI (Listing Obligations and Disclosure Requirements) Regulations, 2015, as amended, (Listing Regulations) and MCA Circulars, the 40th Annual General Meeting of the Company will be held through video conferencing (VC) or other audio visual means (OAVM) without the physical presence of the Members at a common venue. Members can attend and participate in the ensuing AGM through VC/OAVM. The detailed procedure for participation in the meeting through VC/OAVM is as per note no. 24.

3. The venue of the Meeting shall be deemed to be the Registered Office of the Company.
4. Pursuant to the Circular No. 14/2020 dated April 08, 2020, issued by the Ministry of Corporate Affairs, the facility to appoint proxy to attend and cast vote for the members is not available for this AGM and hence the Proxy Form and Attendance Slip are not annexed to this Notice. However, the Body Corporates are entitled to appoint authorised representatives to attend the AGM through VC/OAVM and participate there at and cast their votes through e-voting. Body Corporates are requested to send a scanned copy of their Board Resolution or Authorization, allowing their representative to attend and vote at the AGM through VC/OAVM and via e-voting/remote e-voting. The said Resolution/Authorization should be emailed to the Scrutinizer at bathla7@gmail.com, with a copy sent to cs@munishforge.com. The presence of Members attending the AGM through VC/OAVM will be considered for determining the quorum under Section 103 of the Act.
5. In accordance with the applicable circulars, the Annual Report for FY 2025-26, the Notice of the 40th AGM, and the e-voting instructions are being sent electronically to Members whose email addresses are registered with the Company or their respective depository participants. A letter providing the web-link for accessing the Annual report, including the exact path, is being sent to those members who have not registered their email address with the Company. However, hard copy of full annual report will be sent to the shareholder who request for the same.

   Members may note that Notice and Annual Report FY 2025-26 has been uploaded on the website of the Company at www.munishforge.com. The Notice can also be accessed from the websites of the Stock Exchanges i.e. National Stock Exchange of India Limited at www.nseindia.com. The AGM Notice is also disseminated on the website of CDSL (agency for providing the Remote e-Voting facility and e-voting system during the AGM) i.e. www.evotingindia.com.
6. Members are requested to provide/update their name, postal address, email address, telephone/mobile numbers, PAN, mandates, nominations, power of attorney, bank details such as, name of the bank and branch details, bank account number, MICR code, IFSC code, etc., for shares held in electronic form, to their Depository Participants.
7. The Members can join the AGM in the VC/OAVM mode 15 minutes before and after the scheduled time of the commencement of the Meeting by following the procedure mentioned in the Notice. The facility of participation at the AGM through VC/OAVM will be made available to at least 1000 members on first come first served basis. This will not include large Shareholders (Shareholders holding 2% or more shareholding), Promoters, Institutional Investors, Directors, Key Managerial Personnel, the Chairpersons of the Audit Committee, Nomination and

Remuneration Committee and Stakeholders Relationship Committee, Auditors etc. who are allowed to attend the AGM without restriction on account of first come first served basis.

8. In terms of the provisions of Section 152 of the Companies Act, 2013, Mr. Vishal Anand (DIN: 07194115), Executive Director, retires by rotation at this Meeting and offers himself for re-appointment. The Nomination and Remuneration Committee and the Board of Directors of the Company recommend his re-appointment.
9. The relevant information under Regulation 36(3) of the SEBI (Listing Obligations and Disclosure Requirements) Regulations, 2015 and Secretarial Standards on General Meetings issued by the Institute of Company Secretaries of India, regarding the Directors who are proposed to be re-appointed, is given hereto and form part of the Notice. All requisite declarations from the concerned Director have been duly received.
10. SEBI vide its Master Circular No. SEBI/HO/OIAE/OIAE_IAD-3/P/CIR/2023/195 dated July 31, 2023 as amended from time to time, has established a common Online Dispute Resolution Portal (Smart ODR) to raise disputes arising in the Indian Securities Market. After exhausting the option for resolution of the grievance with the RTA/Company directly and through SCORES portal, the investors can initiate dispute resolution through the ODR Portal i.e. https://smartodr.in/login.
11. The Register of Directors' and Key Managerial Personnel and their shareholding maintained under Section 170 of the Companies Act, 2013, the Register of contracts or arrangements in which the Directors are interested maintained under Section 189 of the Companies Act, 2013 will be available for inspection in electronic mode during the AGM. All other documents referred to in the Notice will be available for inspection in electronic mode without any fee by the members from the date of circulation of this Notice up to the date of AGM i.e. September 30, 2026. Members seeking to inspect such documents can send an email to cs@munishforge.com.
12. Pursuant to the provisions of Section 108 of the Companies Act, 2013 read with Rule 20 of the Companies (Management and Administration) Rules, 2014 (as amended) and Regulation 44 of SEBI (Listing Obligations & Disclosure Requirements) Regulations, 2015 (as amended), and MCA Circulars, the Company is providing facility of remote e-voting to its Members in respect of the business to be transacted at the AGM. For this purpose, the Company has entered into an agreement with Central Depository Services (India) Limited (CDSL) for facilitating voting through electronic means, as the authorized e-Voting's agency. The facility of casting votes by a member using remote e-voting as well as the e-voting system on the date of the AGM will be provided by CDSL.
13. Detailed instructions for remote e-voting, including guidelines for Members who have not registered their email addresses, are provided in the instructions for e-voting section which forms the part of this Notice.
14. In case of joint holders, the Member whose name appears as the first holder in the order of names as per the Register of Members of the Company will be entitled to vote at the AGM.
15. The Board of Directors ("the Board") has appointed Mr. P.S. Bathla, Practicing Company Secretary (Membership No. FCS 4391), to act as the Scrutinizer to the e-voting process i.e. votes cast during the AGM and votes cast through remote e-voting, in a fair and transparent manner.

16. The Scrutinizer shall upon conclusion of e-voting at the 40th AGM shall prepare a scrutinizer's report of the total votes cast in favour or against, invalid votes, if any, and whether the resolution has been carried or not, and this report shall be submitted to the Chairperson or a person authorized by him within two working days from the conclusion of the AGM. The Chairperson or the authorized person will then countersign and announce the voting results.
17. The results declared along with the Scrutinizer's Report shall be placed on the website of the Company www.munishforge.com and on the website of CDSL i.e. www.evotingindia.com. The results shall simultaneously be communicated to the Stock Exchanges.
18. Subject to the receipt of requisite number of votes, the resolution shall be deemed to be passed on the date of the 40th Annual General Meeting i.e. September 30, 2026.
19. As an environmentally conscious initiative, to benefit the society at large, we request members to be part of the e-initiatives and register your e-mail address to receive all communication and documents including Annual Report 2025-26 from time to time in electronic form to the e-mail address provided by the members. Members may send such communication to their respective Depository Participants (DPs).
20. Members holding shares are eligible to avail the nomination facility under Section 72 of the Companies Act, 2013, read with Rule 19(1) of the Companies (Share Capital and Debentures) Rules, 2014. Those interested in opting for this facility may contact their respective DPs to register their nomination details.
21. Members are requested to notify any changes related to their personal details such as name, address, email ID, phone/ mobile number, PAN, mandates, nomination, power of attorney, or bank details (including bank name, branch address, account number, MICR code, and IFSC code) to their respective DPs.
22. Members who wish to seek any information or clarification regarding the accounts are requested to submit their queries in writing to the Company well in advance to enable the Management to respond appropriately at the AGM.
23. Members wishing to speak or express their views during the AGM as a speaker may register by sending their request with details such as name, demat account/folio number, email ID, and mobile number to cs@munishforge.com at least seven days prior to the AGM. Only those Members who have registered as speakers will be allowed to speak during the Meeting. The Company reserves the right to limit the number of speakers and the duration of speaking time based on the availability of time at the AGM.

24. Instructions for Remote e-Voting, e-Voting during the AGM and Joining the Meeting through VC/OAVM

Step 1: Access through Depositories CDSL/NSDL e-Voting system in case of individual shareholders holding shares in demat mode.

Step 2: Access through CDSL e-Voting system in case of shareholders holding shares in physical mode and non-individual shareholders in demat mode.

i. The voting period begins on 27th September, 2026 (9:00 a.m.) and ends on 29th September, 2026 (5:00 p.m.). During this period, shareholders of the Company, holding shares either in physical form or in dematerialized form, as on the cut-off date (record date) of 23rd September, 2026, may cast their vote electronically. The e-voting module shall be disabled by CDSL for voting thereafter.

ii. Members who have already exercised their vote through remote e-voting before the AGM are welcome to attend the AGM via VC/OAVM, but they will not be allowed to vote again during the meeting.

iii. Pursuant to SEBI Circular No. SEBI/HO/CFD/CMD/CIR/P/2020/242 dated December 9, 2020, under Regulation 44 of Securities and Exchange Board of India (Listing Obligations and Disclosure Requirements) Regulations, 2015, listed entities are required to provide remote e-voting facility to its shareholders, in respect of all shareholders' resolutions. However, it has been observed that the participation by the public non-institutional shareholders/retail shareholders is at a negligible level.

Currently, there are multiple e-voting service providers (ESPs) providing e-voting facility to listed entities in India. This necessitates registration on various ESPs and maintenance of multiple user IDs and passwords by the shareholders.

In order to increase the efficiency of the voting process, pursuant to a public consultation, it has been decided to enable e-voting to all the demat account holders, by way of a single login credential, through their demat accounts/websites of Depositories/Depository Participants. Demat account holders would be able to cast their vote without having to register again with the ESPs, thereby, not only facilitating seamless authentication but also enhancing ease and convenience of participating in e-voting process.

Step 1: Access through Depositories CDSL/NSDL e-Voting system for individual shareholders holding shares in demat mode

iv. In terms of SEBI circular dated December 9, 2020 on e-Voting facility provided by Listed Companies, Individual shareholders holding securities in demat mode are allowed to vote through their demat account maintained with Depositories and Depository Participants. Shareholders are advised to update their mobile number and email Id in their demat accounts in order to access e-Voting facility. Login method for Individual shareholders holding securities in demat mode is given below:

Pursuant to above said SEBI Circular**,** Login method for e-Voting and joining virtual meetings **for Individual shareholders holding securities in Demat mode CDSL/NSDL** is given below:

Type of Shareholders	Login Method
Individual Shareholders holding securities in demat mode with CDSL	1) Users who have opted for CDSL Easi/Easiest facility, can login through their existing user id and password. Option will be made available to reach e-Voting page without any further authentication. The users to login to Easi/Easiest are requested to visit CDSL website www.cdslindia.com and click on Login icon and My Easi New (Token) Tab. 2) After successful login the Easi/Easiest user will be able to see the e-Voting option for eligible companies where the e-voting is in progress as per the information provided by company. On clicking the E-voting option, the user will be able to see e-Voting page of the e-Voting service provider for casting your vote during the remote e-Voting period or joining virtual meeting & voting during the meeting. Additionally, there is also links provided to access the system of all e-Voting Service Providers, so that the user can visit the e-Voting service providers' website directly. 3) If the user is not registered for Easi/Easiest, option to register is available at CDSL website www.cdslindia.com and click on login & My Easi New (Token) Tab and then click on registration option. 4) Alternatively, the user can directly access e-Voting page by providing Demat Account Number and PAN No. from e-Voting link available on www.cdslindia.com home page. The system will authenticate the user by sending OTP on registered Mobile & Email as recorded in the Demat Account. After successful authentication, user will be able to see the e-Voting option where the e-voting is in progress and also able to directly access the system of all e-Voting Service Providers.
Individual Shareholders holding securities in demat mode with NSDL	1. If you are already registered for NSDL IDeAS facility, please visit the e-Services website of NSDL. Open web browser by typing the following URL: https://eservices.nsdl.com either on a Personal Computer or on a mobile. Once the home page of e-Services is launched, click on the "Beneficial Owner" icon under "Login" which is available under 'IDeAS' section. A new screen will open. You will have to enter your User ID and Password. After successful authentication, you will be able to see e-Voting services. Click on "Access to e-Voting" under e-Voting services and you will be able to see e-Voting page. Click on company name or e-Voting service provider name and you will be re-directed to e-Voting service provider website for casting your vote during the remote e-Voting period or joining virtual meeting & voting during the meeting.

Type of Shareholders	Login Method
	2. If the user is not registered for IDeAS e-Services, option to register is available at https://eservices.nsdl.com. Select "Register Online for IDeAS "Portal or click at https://eservices.nsdl.com/SecureWeb/IdeasDirectReg.jsp 3. Visit the e-Voting website of NSDL. Open web browser by typing the URL: https://www.evoting.nsdl.com/ either on a Personal Computer or on a mobile. Once the home page of e-Voting system is launched, click on the icon "Login" which is available under 'Shareholder/Member' section. A new screen will open. You will have to enter your User ID (i.e. your sixteen digit demat account number hold with NSDL), Password/OTP and a Verification Code as shown on the screen. After successful authentication, you will be redirected to NSDL Depository site wherein you can see e-Voting page. Click on company name or e-Voting service provider name and you will be redirected to e-Voting service provider website for casting your vote during the remote e-Voting period or joining virtual meeting & voting during the meeting. 4. For OTP based login you can click on https://eservices.nsdl.com/SecureWeb/evoting/evotinglogin.jsp. You will have to enter your 8-digit DP ID, 8-digit Client Id, PAN No., Verification code and generate OTP. Enter the OTP received on registered email id/mobile number and click on login. After successful authentication, you will be redirected to NSDL Depository site wherein you can see e-Voting page. Click on company name or e-Voting service provider name and you will be re-directed to e-Voting service provider website for casting your vote during the remote e-Voting period or joining virtual meeting & voting during the meeting..
Individual Shareholders (holding securities in demat mode) logging in through their Depository Participant (DP)	You can also login using the login credentials of your demat account through your Depository Participant registered with NSDL/CDSL for e-Voting facility. After Successful login, you will be able to see e-Voting option. Once you click on e-Voting option, you will be redirected to NSDL/CDSL Depository site after successful authentication, wherein you can see e-Voting feature. Click on company name or e-Voting service provider name and you will be redirected to e-Voting service provider's website for casting your vote during the remote e-Voting period or joining virtual meeting & voting during the meeting.

Important note: Members who are unable to retrieve their User ID/Password are advised to use the Forget User ID and Forget Password options available on the above-mentioned website.

Helpdesk for Individual Shareholders holding securities in demat mode for any technical issues related to login through the Depositories i.e. NSDL and CDSL:

Login type	Helpdesk Details
Individual Shareholders holding securities in demat mode with CDSL	Members facing any technical issue in login can contact CDSL helpdesk by sending a request at **helpdesk.evoting@cdslindia.com** or contact at toll free no. 1800-21-09911.
Individual Shareholders holding securities in demat mode with NSDL	Members facing any technical issue in login can contact NSDL helpdesk by sending a request at **evoting@nsdl.com** or call at 022-4886 7000 and 022-24997000.

Step 2: Access through CDSL e-Voting system for shareholders holding shares in physical mode and non-individual shareholders in demat mode

(v) Login method of e-Voting and joining virtual AGM **shareholders other than individual shareholders holding in demat form.**

a. The shareholders should log on to the e-voting website www.evotingindia.com.
b. Click on "Shareholders" module.
c. Enter your User ID –
   i. for CDSL: 16 digits beneficiary ID;
   ii. for NSDL: 8 Character DP ID followed by 8 Digits Client ID.
   iii. Members holding shares in Physical Form should enter the Folio Number registered with the Company.
d. Enter the Image Verification as displayed and click on Login.
e. If you are holding shares in demat form and had logged on to www.evotingindia.com and voted on an earlier voting of any company, your existing password is to be used.
f. If you are a first-time user, follow the steps given below:

	For other than individiual Shareholders holding shares in demat
PAN	Enter your 10 digit alpha-numeric *PAN issued by Income Tax Department (Applicable for both demat shareholders as well as physical shareholders) • Shareholders who have not updated their PAN with the Company/Depository Participant are requested to use the sequence number sent by Company or contact Company/RTA.

Dividend Bank Details **OR** Date of Birth (DOB)	Enter the Dividend Bank Details or Date of Birth (in dd/mm/yyyy format) as recorded in your demat account or in the company records in order to login. • If both the details are not recorded with the depository or company please enter the member id / folio number in the Dividend Bank details field

g. After entering these details appropriately, click on "SUBMIT" tab.

h. Members holding shares in demat form will now reach 'Password Creation' menu wherein they are required to mandatorily enter their login password in the new password field. Kindly note that this password is also to be used by the demat holders for voting for resolutions of any other company on which they are eligible to vote, provided that company opts for e-voting through CDSL platform. It is strongly recommended not to share your password with any other person and take utmost care to keep your password confidential.

i. Click on the EVSN for MUNISH FORGE LIMITED i.e. 260829026 to vote.

j. On the voting page, select "YES" or "NO" as desired against each Resolution Description. "YES" implies assent to the Resolution and "NO" implies dissent.

k. Click on the "RESOLUTIONS FILE LINK" if you wish to view the entire Resolution details.

l. After selecting the resolution you have decided to vote on, click on "SUBMIT". A confirmation box will be displayed. If you wish to confirm your vote, click on "OK", else to change your vote, click on "CANCEL" and accordingly modify your vote

m. Once you "CONFIRM" your vote, you will not be allowed to modify it.

n. You can take a printout of the voting done by clicking "Click here to print" on the Voting page.

o. If a Demat account holder has forgotten the login password, enter the User ID and image verification code and click Forgot Password, then follow the prompts.

p. There is also an optional provision to upload the BR/POA, which will be made available to the scrutinizer for verification.

q. Additional Facility for Non-Individual Shareholders and Custodians (For Remote Voting Only)

- Non-Individual shareholders (i.e. other than Individuals, HUF, NRI etc.) and Custodians are required to log on to www.evotingindia.com and register themselves in the "Corporates" module.

- A scanned copy of the Registration Form bearing the stamp and sign of the entity should be emailed to helpdesk.evoting@cdslindia.com.
- After receiving the login details, a Compliance User should be created using the admin login and password. The Compliance User would be able to link the account(s) for which they wish to vote on.
- The list of accounts linked in the login will be mapped automatically and can be delinked in case of any wrong mapping.
- It is mandatory that a scanned copy of the Board Resolution and Power of Attorney (POA), if any, issued in favour of the Custodian be uploaded in PDF format in the system for the scrutinizer to verify the same.
- Alternatively, Non-Individual shareholders are required to send the relevant Board Resolution/Authority letter, together with attested specimen signature of the duly authorised signatory, to the Scrutinizer at bathla7@gmail.com and to the Company at cs@munishforge.com, if voting from the individual tab without uploading the same in the CDSL e-voting system.

27. INSTRUCTIONS FOR SHAREHOLDERS ATTENDING THE AGM THROUGH VC/OAVM AND E-VOTING DURING THE AGM

- The procedure for attending meeting & e-Voting on the day of the AGM is same as the instructions mentioned above for Remote e-voting.

(i) The link for VC/OAVM to attend meeting will be available where the EVSN of Company will be displayed after successful login as per the instructions mentioned above for Remote e-voting.

(ii) Shareholders who have voted through Remote e-Voting will be eligible to attend the AGM. However, they will not be eligible to vote at the AGM.

(iii) Shareholders are encouraged to join the Meeting through Laptops/IPads for better experience.

(iv) Further shareholders will be required to allow Camera and use Internet with a good speed to avoid any disturbance during the meeting.

(v) Please note that Participants Connecting from Mobile Devices or Tablets or through Laptop connecting via Mobile Hotspot may experience Audio/Video loss due to Fluctuation in their respective network. It is therefore recommended to use Stable Wi-Fi or LAN Connection to mitigate any kind of aforesaid glitches.

(vi) Shareholders who would like to express their views/ask questions during the meeting may register themselves as a speaker by sending their request in advance atleast 7 days prior to meeting mentioning their name, demat account number/folio number, email id, mobile number at cs@munishforge.com. The shareholders who do not wish to speak during the AGM but have queries may send their queries in advance 7 days prior to meeting mentioning their name, demat account number/folio number, email id, mobile number at cs@munishforge.com. These queries will be replied to by the company suitably by email.

(vii) Those shareholders who have registered themselves as a speaker will only be allowed to express their views/ask questions during the meeting.

(viii) Only those shareholders, who are present in the AGM through VC/OAVM facility and have not cast their vote on the Resolutions through remote e-Voting and are otherwise not barred from doing so, shall be eligible to vote through e-Voting system available during the AGM.

(ix) If any Votes are cast by the shareholders through the e-voting available during the AGM and if the same shareholders have not participated in the meeting through VC/OAVM facility, then the votes cast by such shareholders shall be considered invalid as the facility of e-voting during the meeting is available only to the shareholders attending the meeting.

PROCESS FOR SHAREHOLDERS WHOSE EMAIL/MOBILE NO. ARE NOT REGISTERED WITH THE COMPANY/DEPOSITORIES

- For Physical shareholders: please provide the necessary details, such as Folio No., name of shareholder, scanned copy of the share certificate (front and back), self-attested scanned copy of PAN card, and self-attested scanned copy of Aadhar Card, by email to the **Company/RTA email id.**
- For Demat shareholders: please update your email id and mobile number with your respective **Depository Participant (DP).**
- **For Individual Demat shareholders: please update your email id and mobile number with your respective DP, which is mandatory while e-Voting and joining virtual meetings through the Depository.**

Other Instructions

28. Voting rights of members shall be in proportion to their shares of the paid-up equity share capital of the Company as on the cut-off date.
29. The Company has appointed Mr. P.S. Bathla, Practicing Company Secretary (Membership No. FCS 4391), to act as the Scrutinizer for the e-voting process, i.e. votes cast during the AGM and votes cast through remote e-voting, in a fair and transparent manner.
30. The Scrutinizer will submit his report to the Chairman of the Company ('the Chairman') or to any other person authorized by the Chairman after completion of the scrutiny of the e-voting (votes cast during the AGM and through remote e-voting), within two working days of the conclusion of the AGM.
31. The results declared along with the Scrutinizer's Report shall be placed on the website of the Company www.munishforge.com and on the website of CDSL i.e. www.evotingindia.com. The results shall simultaneously be communicated to the Stock Exchanges.
32. Subject to the receipt of the requisite number of votes, the resolutions shall be deemed to be passed on the date of the 40th Annual General Meeting i.e. 30th September, 2026.

33. Any person who acquires shares of the Company and becomes a Member after dispatch of the Notice, and holding shares as on the cut-off date i.e. 23rd September, 2026, may follow the same instructions as mentioned above for e-Voting.
    If you have any queries or issues regarding attending the AGM and e-Voting from the CDSL e-Voting System, you may write an email to helpdesk.evoting@cdslindia.com or contact the toll-free no. 1800-21-09911.
34. All grievances connected with the facility for voting by electronic means may be addressed to Mr. Rakesh Dalvi, Sr. Manager, (CDSL) Central Depository Services (India) Limited, A Wing, 25th Floor, Marathon Futurex, Mafatlal Mill Compounds, N M Joshi Marg, Lower Parel (East), Mumbai - 400013, or by email to helpdesk.evoting@cdslindia.com, or by calling the toll-free no. 1800-21-09911.
35. A person who is not a Member as on the cut-off date i.e. 23rd September, 2026 should treat this Notice for information purposes only.

EXPLANATORY STATEMENT IN RESPECT OF ITEM NOS. 3 TO 7 OF THE ACCOMPANYING NOTICE

Pursuant to the provisions of Section 102 of the Companies Act, 2013 (the "Act"), Regulations 36(3) and 36(5) of the SEBI (Listing Obligations and Disclosure Requirements) Regulations, 2015 (the "Listing Regulations") and Secretarial Standard-2 on General Meetings, the following Explanatory Statement sets out all material facts relating to the Ordinary and Special Business mentioned at Item Nos. 3 to 7 of the accompanying Notice.

ITEM NO. 3

Information pursuant to Regulation 36(5) of the Securities and Exchange Board of India (Listing Obligations and Disclosure Requirements) Regulations, 2015:

The shareholders in their Meeting held on 30th September, 2024 approved the appointment of M/s. Vinay & Associates, Chartered Accountants (Firm Registration No. 004462N), as Statutory Auditors of the Company to hold office for a term of 5 (five) consecutive years, from the conclusion of the 38th Annual General Meeting till the conclusion of the 43rd Annual General Meeting of the Company to be held in the year 2029.

M/s. Vinay & Associates, Chartered Accountants (Firm Registration No. 004462N), Statutory Auditors of the Company, tendered their resignation from the office of Statutory Auditors of the Company with effect from August 28, 2026, citing the untimely demise of their Senior Partner and consequently their inability to devote adequate time and attention to the audit assignments of the Company.

Accordingly, the Board of Directors at their meeting held on August 29, 2026, based on the recommendation of the Audit Committee, approved the appointment of M/s. Subash Vipan & Co., Chartered Accountants (Firm Registration No. 012898N), having their office at Model Gram, Ludhiana – 141003, as the Statutory Auditors of the Company to fill the casual vacancy caused by the resignation of the previous auditors, subject to approval of the Members at an Annual General Meeting pursuant to the provisions of Section 139 of the Companies Act, 2013.

M/s. Subash Vipan & Co., Chartered Accountants would be appointed as Statutory Auditors of the Company to conduct the statutory audit of the records of the Company for a period of 5 years from the date of this 40th AGM held in FY 2026-27 till the 45th AGM of the Company to be held in FY 2031-32, to conduct the audit for FY 2026-27 to FY 2030-31.

The appointment is subject to approval of the shareholders of the Company. Before recommending the appointment of M/s. Subash Vipan & Co., Chartered Accountants, as the Statutory Auditors of the Company, the Audit Committee considered various parameters such as capability to serve the Company, audit experience in the Company's operating segments, market standing of the firm, clientele served, and technical knowledge, and found M/s. Subash Vipan & Co., Chartered Accountants, suitable to handle the scale, diversity and complexity associated with the audit of the financial statements of the Company. The Statutory Auditors fulfil the eligibility criteria, including relating to independence and conflict. M/s. Subash Vipan & Co. is a Chartered Accountant firm registered with the Institute of Chartered Accountants of India, with Firm Registration No. 012898N.

The firm was established in 1994 and is led by four partners. It provides a comprehensive range of professional services, including Statutory Audit, Taxation, Bank Audit, Stock Audit and Income Tax matters, and has extensive experience serving listed, unlisted and private companies across diverse industries. It is registered with the ICAI, CAG of India and RBI, and is supported by an experienced team of professionals. In accordance with the provisions of Sections 139, 141, 142 and other applicable provisions of the Companies Act, 2013 read with the Companies (Audit and Auditors) Rules, 2014 and the Listing Regulations, M/s. Subash Vipan & Co., Chartered Accountants, has given its consent and eligibility certificate confirming that its appointment, if made, would be in compliance with the applicable laws/rules and that it is not disqualified from appointment.

The remuneration to be paid to the Statutory Auditors during the term shall be as mutually agreed between the Board of Directors and the Statutory Auditors from time to time. There is no material change in the fee payable to M/s. Subash Vipan & Co. from that paid to the outgoing auditors, M/s. Vinay & Associates.

None of the other Directors or Key Managerial Personnel of the Company or their relatives, in any way, may be deemed to be concerned or interested, financially or otherwise, in the Resolution.

The Board recommends the Ordinary Resolution set out at Item No. 3 of the Notice for approval of the Members.

ITEM NO. 4

As per the provisions of the Companies (Cost Records and Audit) Rules, 2014, as amended, the Company's activities fall within the purview of Cost Audit requirements. Accordingly, the Board at its meeting held on 29th May, 2026, on the recommendation of the Audit Committee, approved the appointment of M/s. S.K. Verma & Associates, Cost Accountants (Firm Registration No. 101072), at a remuneration of Rs. 50,000 (Rupees Fifty Thousand Only) plus reimbursement of out-of-pocket

expenses incurred, for conducting the Cost Audit of the Cost Records of the Company for the financial year 2026-27.

In accordance with the provisions of Section 148(3) of the Companies Act, 2013 read with the Companies (Audit and Auditors) Rules, 2014, the remuneration payable to the Cost Auditors, as recommended by the Audit Committee and approved by the Board of Directors, has to be ratified by the shareholders of the Company.

Accordingly, consent and approval of the shareholders is being sought for passing an Ordinary Resolution as set out at Item No. 4 of the Notice for ratification of remuneration payable to M/s. S.K. Verma & Associates, Cost Accountants (Firm Registration No. 101072), for the financial year 2026-27.

None of the Directors of the Company, the Key Managerial Personnel of the Company or their relatives are, in any way, concerned or interested, financially or otherwise, in the aforesaid resolution.

The Board recommends the Ordinary Resolution set out at Item No. 4 of the Notice for approval of the members.

ITEM NO. 5

Information pursuant to Regulation 36(5) of the Securities and Exchange Board of India (Listing Obligations and Disclosure Requirements) Regulations, 2015:

Pursuant to Regulation 24A of the SEBI (Listing Obligations and Disclosure Requirements) Regulations, 2015 ("Listing Regulations"), as amended vide the SEBI (Listing Obligations and Disclosure Requirements) (Third Amendment) Regulations, 2024, the appointment of the Secretarial Auditor is required to be approved by the Shareholders of the Company at the Annual General Meeting. The term of appointment of a Secretarial Auditor cannot exceed one term of five (5) consecutive years in the case of an individual Secretarial Auditor.

The Board of Directors, at their meeting held on May 29, 2026, based on the recommendation of the Audit Committee, after evaluating factors such as industry experience, competency of the audit team, efficiency in the conduct of audit and independence, approved the appointment of M/s. P.S. Bathla & Associates, Peer Reviewed Company Secretary in Practice (CP No. 2585), as Secretarial Auditor of the Company for a period of five consecutive years commencing from FY 2026-27 till FY 2030-31, subject to approval of the shareholders of the Company. The recommendation is based on factors such as fulfilment of eligibility criteria, capability, knowledge, expertise, experience in conducting secretarial audit, audit methodology and reputation of M/s. P.S. Bathla & Associates.

The appointment of the Secretarial Auditor shall be in terms of the amended Regulation 24A of the Listing Regulations and the provisions of Section 204 of the Companies Act, 2013 and Rule 9 of the Companies (Appointment and Remuneration of Managerial Personnel) Rules, 2014.

Mr. P.S. Bathla, proprietor of M/s. P.S. Bathla & Associates, is a Fellow Member of the Institute of Company Secretaries of India with over 43 years of experience in matters relating to Corporate Laws,

SEBI Regulations, etc. His expertise includes conducting Secretarial Audits, Advisory Services and Compliance Audits.

Mr. P.S. Bathla has provided his consent and confirmed that he is not disqualified and is eligible to be appointed as Secretarial Auditor in terms of Regulation 24A of the Listing Regulations read with SEBI circular no. SEBI/HO/CFD/CFD-PoD-2/CIR/P/2024/185 dated December 31, 2024. The services to be rendered by M/s. P.S. Bathla & Associates as Secretarial Auditor are within the purview of the above regulation and SEBI circular.

The remuneration to be paid to the Secretarial Auditor during the term shall be as mutually agreed between the Board of Directors and the Secretarial Auditor from time to time.

None of the other Directors or Key Managerial Personnel of the Company or their relatives, in any way, may be deemed to be concerned or interested, financially or otherwise, in the Resolution.

The Board recommends the Ordinary Resolution set out at Item No. 5 of the Notice for approval of the members.

ITEM NO. 6

Pursuant to the provisions of Section 185 of the Companies Act, 2013, as amended, read with Rule 15 of the Companies (Meetings of Board and its Powers) Rules, 2014, a company is permitted to advance any loan, including any loan represented by a book debt, or give any guarantee or provide any security in connection with any loan taken by any person in whom any of the directors of the company are interested, subject to the approval of the Members by way of a Special Resolution and such other conditions as may be prescribed.

Considering the Company's present and future business requirements, the Company may, from time to time, in the ordinary course of business, be required to provide loans, give guarantees or provide securities in connection with loans availed by persons in whom any of the Directors of the Company is interested, including group companies, subsidiaries, joint ventures, associates or other eligible entities covered under Section 185 of the Act. Such financial assistance shall be extended only where it is considered commercially expedient and in the best interests of the Company.

Accordingly, based on the recommendation of the Audit Committee, approval of the members is sought to authorize the Board of Directors of the Company (which term shall be deemed to include any Committee thereof or any person(s) authorized by the Board) to grant loans, provide guarantees and/or furnish securities, from time to time, to such eligible persons or entities, on such terms and conditions as the Board may deem fit, provided that the aggregate outstanding amount of such loans, guarantees and securities shall not exceed Rs. 200 Crores (Rupees Two Hundred Crore Only) at any point in time.

The Board is of the opinion that the proposed financial assistance would be for the business purposes of the recipient entities and would be in the commercial interest of the Company.

Disclosure in terms of Section 185 of the Companies Act, 2013 read with Rule 15 of the Companies (Meetings of Board and its Powers) Rules, 2014:

- **Particulars of the loans/guarantees/securities**: Loan(s) or guarantee(s) or security(ies) to be provided to entities in which directors are interested.
- **Maximum amount of loan(s)/guarantee(s)/security(ies) proposed**: Not exceeding Rs. 200 Crores (Rupees Two Hundred Crore Only) in aggregate.
- **Purpose for which the loans/guarantees/securities are proposed:** For business operations, working capital, capital expenditure, or general corporate purposes of such entities.
- **Tenure**: As may be mutually agreed between the Company and the borrowing entities.
- **Rate of Interest**: At an interest rate not lower than the prevailing yield of one year, three years, five year or ten year Government Security closest to the tenor of the loan.
- **Security**: As may be determined by the Board, if applicable.
- **Source of funds**: Internal accruals
- **Other terms:** As determined by the Board from time to time in the best interest of the Company.

Mr. Davinder Bhasin (DIN: 00780268), Managing Director, Mr. Dev Arjun Bhasin (DIN: 07670554) and Mr. Vishal Anand (DIN: 07194115), Directors of the Company, may be deemed to be concerned or interested in the aforesaid resolution to the extent of their directorships and/or shareholding, if any, in the Company or in the entities to which the loan, guarantee or security is proposed to be given. The relatives of the above-named Directors may also be deemed to be interested in the resolution only to the extent of their shareholding interest, if any, in the Company.

Save and except as stated above, none of the other Directors, Key Managerial Personnel of the Company or their relatives are in any way concerned or interested, financially or otherwise, in the resolution.

The Board recommends the passing of the Special Resolution as set out at Item No. 6 of the Notice.

ITEM NO. 7

Pursuant to the provisions of Section 186 of the Companies Act, 2013 ("the Act") read with the Companies (Meetings of Board and its Powers) Rules, 2014, the Company is permitted to provide loans, give guarantees, provide securities and make investments within the limits prescribed under the Act. However, where the aggregate of such loans, guarantees, securities and investments exceeds the limits specified under Section 186(2) of the Act, prior approval of the members by way of a Special Resolution is required.

Considering the Company's present and future business requirements, strategic investments, and the need to extend financial support to its subsidiaries, joint ventures, group entities and/or other bodies corporate, as may be considered appropriate from time to time in the ordinary course of business, the Board of Directors, based on the recommendation of the Audit Committee, has proposed to seek the approval of the members to authorize the Board to provide loans, give guarantees, provide securities in connection with loans, and/or make investments by way of subscription, purchase or otherwise in the securities of any other body corporate, from time to time, in one or more tranches, for an aggregate

amount not exceeding Rs. 200 Crores (Rupees Two Hundred Crore Only), on such terms and conditions as the Board may deem fit and in the best interests of the Company.

Mr. Davinder Bhasin (DIN: 00780268), Managing Director, Mr. Dev Arjun Bhasin (DIN: 07670554) and Mr. Vishal Anand (DIN: 07194115), Directors of the Company, may be deemed to be concerned or interested in the aforesaid resolution to the extent of their directorships and/or shareholding, if any, in the Company or in the entities to which the loan, guarantee or security is proposed to be given. The relatives of the above-named Directors may also be deemed to be interested in the resolution only to the extent of their shareholding interest, if any, in the Company.

Save and except as stated above, none of the other Directors, Key Managerial Personnel of the Company or their relatives are in any way concerned or interested, financially or otherwise, in the resolution.

The Board recommends the passing of the Special Resolution as set out at Item No. 7 of the Notice.

Information pursuant to Regulation 36(3) of the SEBI (Listing Obligations and Disclosure Requirements) Regulations, 2015 and Secretarial Standard-2 on General Meetings regarding particulars of Director seeking re-appointment:

Name	Mr. Vishal Anand (DIN: 07194115)
Date of birth and age	April 03, 1971 & 55 Years
Date of first appointment	27/05/2015
Qualification	Bachelor of Engineering
Brief profile and experience	Mr. Vishal Anand commenced his career with Munish Forge Private Limited as Assistant Manager (Quality Department) from 2000 to 2003. He was subsequently promoted to Manager (Business Development) from 2004 to 2006, and then to General Manager (Business Development) from 2007 to 2010. Recognizing his consistent performance and leadership capabilities, he was elevated to Vice President (Business Development) from 2011 to October 2013. He has been serving as the Director (Sales & Marketing) and continues to contribute significantly in this role with dedication and professionalism. He has experience of more than 2 decades in this industry.
Expertise in specific functional areas	Having rich experience in Sales & Marketing, Strategic Business Growth, Customer Relationship Management, and Leadership in the Forging Industry.

Directorships held in other Companies	1. Munish International Private Limited 2. Kumkum Marketing Private Limited 3. Munish Promoters and Developers Private Limited 4. Dignity Infrastructure Private Limited
Chairmanship of Board Committees	Nil
Membership of Board Committees	Nil
Listed entities from which the Director has resigned in the past three years	Nil
No. of Board Meetings attended during the year	13
Shareholding in the Company	Nil
Disclosure of relationship between Directors inter-se	None
Terms and Conditions of appointment/reappointment	Re-appointment in terms of Section 152(6) of the Companies Act, 2013
Remuneration drawn for FY 2025-26	Rs. 15,46,920

Dated: 29th August, 2026

By Order of the Board of Directors
For Munish Forge Limited
Yogita Dhall
(Company Secretary & Compliance Officer)
Membership No. A69919

Registered office: Village- Gobindgarh, Adj. Phase-VII,
Focal Point, Ludhiana, Punjab – 141010
CIN: L28910PB1986PLC006950

BOARD'S REPORT

Dear Members,

Your Board of Directors have pleasure in presenting the 40th Annual Report on the affairs of the Company together with the Audited Financial Statements for the year ended 31st March, 2026.

FINANCIAL PERFORMANCE

The Audited Financial Statements for the Financial Year ended 31st March, 2026, forming part of this Annual Report, have been prepared in accordance with the Indian Accounting Standard (hereinafter referred to as "Ind AS") prescribed under Section 133 of the Companies Act, 2013 and other recognised accounting practices and policies to the extent applicable. Necessary disclosures with regard to Ind-AS reporting have been made under the Notes to Financial Statements. The Company's performance during the financial year under review as compared to the previous financial year is summarised below:

(Rs. in Lakhs)

Particulars	Standalone — Financial Year 2025-26	Standalone — Financial Year 2024-25	Consolidated — Financial Year 2025-26	Consolidated — Financial Year 2024-25
Total Income	18,378.01	17,905.26	18,378.01	17,905.26
Less: Total Expenses	17088.99	15952.76	17088.99	15952.76
Profit before Tax	1289.02	1952.50	1289.02	1952.50
Less: Tax Expense	236.19	508.33	236.19	508.33
Share of Profit/(loss) from Associates	_	_	(46.15)	0.20
Net Profit	1052.83	1444.17	1006.68	1444.37
Other Comprehensive Income	128.22	6.79	128.22	6.79
Profit/(Loss) for the period	1181.05	1450.96	1134.90	1451.16

COMPANY'S PERFORMANCE AND STATE OF THE COMPANY'S AFFAIRS

Our company, Munish Forge Limited, envisioned by our founder Mr. Davinder Bhasin, Managing Director is a manufacturer in the forging and casting industry, specializing in manufacturing premium forged and cast components. With the vision, we have established ourselves as a trusted name in producing forged components that cater to a wide range of industries. We have continuously evolved, combining innovation with a commitment to excellence, ensuring that we deliver engineered solutions that meet the ever-growing demands of our customers across the globe. We would brief you

regarding the financial performance of the Company on standalone as well as consolidated basis, which is as under:-

Standalone:

During the year under review, the Company achieved a total income from operations of Rs. 18378.01 Lakhs as compared to previous year of Rs. 17,905.26 Lakhs. The Company has achieved Profit Before Tax of Rs. 1289.02 Lakhs as compared to previous year of Rs. 1952.50 Lakhs. Consequently, the Net Profit for the year stood at Rs. 1,052.83 Lakhs compared to Rs. 1,444.17 Lakhs in the preceding financial year.

Consolidated:

Pursuant to the requirements of Section 129(3) of the Companies Act, 2013, the Company has consolidated the Financial Statements for the year ended March 31, 2026 in respect of its Joint Venture Company namely; M/s. Forgeco Ltd., UK.

On consolidated basis, the Company achieved a total income from operations of Rs. 18378.01 Lakhs as compared to previous year of Rs. 17,905.26 Lakhs. The Net Profit after tax of Rs. 1006.68 for the year ended March 31, 2026 as against Rs. 1444.37 Lakhs in the previous year ended March 31, 2025.

The Company faced challenges during the year due to higher US tariffs on Carbon Steel Forged Flanges, changing trade policies, geopolitical disruptions, increased freight and input costs, and continued pricing pressure arising from technological advancements and competition.

Despite the prevailing geopolitical uncertainties and slowdown in global demand, the Company performed well. The Management remains optimistic about the future and expects the Company to perform reasonably well in the coming periods.

TRANSFER TO RESERVES AND SURPLUS:

The Directors do not propose to transfer any amount to the General Reserve for the financial year ended 31st March, 2026. Instead, it is recommended that the entire profit for the year be retained in the Profit and Loss Account.

CHANGES IN THE NATURE OF BUSINESS

There has been no change in the nature of business of the Company during the year under review.

DIVIDEND

In view of the prevailing business scenario, there is need to conserve funds for the Company. The Board of Directors, therefore, does not recommend any Dividend for the financial year ended 31st March, 2026.

SHARE CAPITAL AND TRANSFER OF AMOUNT TO RESERVES

Authorised Share Capital

As on 31st March, 2026, the Authorized Share Capital of the Company stands at 2,50,00,000 Equity Shares of Rs. 10/- each, aggregating to Rs. 25,00,00,000 (Rupees Twenty Five Crores only).

Issued, Subscribed and Paid-up Share Capital

As on 31st March, 2026, the Issued, Subscribed and Paid-up Share Capital of the Company stands at 2,40,70,263 Equity Shares of Rs. 10/- each, aggregating to Rs. 24,07,02,630 (Rupees Twenty Four Crores Seven Lakhs Two Thousand Six Hundred Thirty only).

Utilisation of Proceeds of IPO

Pursuant to Regulation 32 of the Listing Regulations, the Company confirms that there were no deviations or variations in the utilization of the IPO proceeds up to 31st March, 2026. The proceeds of IPO were utilized for the objects as disclosed in the Prospectus. Details as on 31st March, 2026 are as follows:

Description	Proposed Cost (in Cr)	Utilized as on 31.03.2026	Balance as on 31.03.2026
Capital Expenditure towards civil Construction and purchase of additional Plant & Machinery	7.19	0.19	7.00
Repayment/Prepayment of Certain Debts	9.70	9.70	0.00
Working Capital Requirement	30.00	30.00	0.00
General Corporate Purposes	2.84	0.56	2.28
Issue Related Expenses	9.33	10.50	-1.17

The Company has appointed Brickwork Ratings India Private Limited as monitoring agency to monitor the utilisation of the funds. The report issued by monitoring agency states that there is no deviation in the utilisation of the funds.The said report has already been submitted to NSE and updated on the Company's website within the prescribed timeline.

INITIAL PUBLIC OFFER AND LISTING

During the year under review, your company initiated an Initial Public Offering (IPO) of 77,00,400 Equity Shares of Face Value of Rs.10/- at an offer price of Rs. 96.00 per equity share for cash (including share premium of Rs. 86/- per Equity Share), aggregating up to Rs. 7,392.38 lakhs comprising of fresh offer of 63,56,400 Equity Shares aggregating to Rs. 6,102.14 lakhs ("fresh offer") and an offer for sale of 13,44,000 Equity Shares by Mr. Davinder Bhasin (" Selling Shareholder") aggregating to Rs. 1,290.24 Lakhs ("offer for sale") ("public offer").

The offer was open to the public from 30th September 2025 and closed on 3rd October 2025, and received overwhelming response. The Anchor Investors Bid/Offer period was one working day prior to the Bid/Offer Opening Date, i.e. on 29th September 2025. The allotment for the Company's IPO was finalized on 6th October 2025.

The issue was led by Book Running Lead Managers, Gretex Corporate Services Limited. Pursuant to the IPO, the equity shares of the Company are listed on the National Stock Exchange of India Limited Emerge ("NSE Emerge") effective from 8th October 2025.

Your Directors would like to thank the Merchant Bankers, legal counsels and other stakeholders for helping the Company achieve the successful IPO and listing. Your Directors would also like to thank the regulators, Securities and Exchange Board of India and Registrar of Companies for enabling the Company to take its equity story to the public market.

Last but not least, your Directors extend their heartfelt gratitude to the shareholders for investing in the IPO and reposing their continuous trust and faith in the Company and its management.

SUBSIDIARY, ASSOCIATE AND JOINT VENTURE COMPANIES

The Company does not have any subsidiary or associate company during the year under review. However, the Company has one joint venture company, M/s. Forgeco Ltd., UK for the year under review. Accordingly, the Consolidated Financial Statements have been prepared in compliance with the applicable provisions of the Companies Act, 2013 and the relevant Indian Accounting Standards (Ind AS).

Pursuant to the requirements of the Companies Act, 2013, the statement containing the salient features of the financial statements of the joint venture in the prescribed Form AOC-1 is annexed to this Board's Report as 'Annexure–I'.

DIRECTOR AND KEY MANAGERIAL PERSONNEL ('KMP')

Retirement by Rotation & Re-appointment:

In accordance with the provisions of Section 152 of the Companies Act, 2013, Mr. Vishal Anand (DIN: 07194115), Executive Director of the Company, is liable to retire by rotation at the ensuing Annual General Meeting of the Company and, being eligible, offered himself for reappointment. The resolution seeking shareholders' approval for his reappointment along with the other required details form part of the notice. The Board recommended his reappointment to the members of the Company at the ensuing Annual General Meeting.

Key Managerial Personnel

As on 31st March, 2026, Mr. Davinder Bhasin, Managing Director; Mr. Dev Arjun Bhasin, Chief Executive Officer & Executive Director; Mr. Manoj Kumar Pandey, Chief Financial Officer; and Ms. Yogita Dhall, Company Secretary (CS); are the Key Managerial Personnel of the Company in accordance with the provisions of Section 203 of the Companies Act, 2013.

During the year under review, Ms. Sukhdeep Kaur, Company Secretary and Compliance Officer, resigned from the said position with effect from 31st October, 2025. Subsequently, Ms. Yogita Dhall

was appointed as the Company Secretary and Compliance Officer of the Company with effect from 23rd January, 2026.

BOARD INDEPENDENCE

The Board of the Company comprises an optimum combination of Executive and Non-Executive Directors, maintaining the required standard of corporate governance and independence. As of 31st March, 2026, the Board consists of six (6) Directors, out of which three (3) are Non-Executive Independent Directors. The Independent Directors of the Company are:

- Mr. Khushvinder Bir Singh (Independent Director)
- Dr. Arshdeep Singh Bedi (Independent Director)
- Ms. Priya Begana (Independent Director)

DECLARATION BY INDEPENDENT DIRECTORS

The Company has received declarations from all Independent Directors confirming that they meet the criteria of independence as laid down under Section 149(6) of the Companies Act, 2013 and Regulation 16(1)(b) and Regulation 25 of the SEBI LODR Regulations. The Board has taken on record the declarations and confirmations submitted by the Independent Directors. In the opinion of the Board, all Independent Directors hold high standards of integrity and possess requisite qualifications, experience and expertise as required to discharge their duties as Independent Directors with an objective independent judgment and without any external influence.

Compliance with MCA Databank Registration

In terms of Section 150 of the Companies Act, 2013 read with Rule 6 of the Companies (Appointment and Qualification of Directors) Rules, 2014, all Independent Directors of the Company have registered their names in the Independent Directors' Databank maintained by the Indian Institute of Corporate Affairs (IICA) and have passed or are exempted from the online proficiency self-assessment test, where applicable.

SEPARATE MEETING OF INDEPENDENT DIRECTORS

During the financial year under review, a separate meeting of the Independent Directors was held on 20th November, 2025 without the presence of Non Independent Directors and members of Management, in compliance with Schedule IV (Code for Independent Directors) of the Companies Act, 2013 and Regulation 25(3) of the SEBI (LODR) Regulations, 2015. All the Independent Directors were present at the meeting. At this meeting, the Independent Directors:

- Reviewed the performance of Non-Independent Directors and the Board as a whole.
- Reviewed the performance of the Chairperson of the Company, taking into account the views of Executive Directors and Non-Executive Directors.
- Assessed the quality, quantity, and timeliness of the flow of information between the Company Management and the Board which is necessary for the board to effectively and reasonably perform the duties.

Further it is confirmed that in the opinion of the board, the Independent director fulfil the conditions specified in these regulations and are independent of the Management.

COMMITTEES OF THE BOARD

The Board has constituted committees to focus on specific areas and make informed decisions within the authority delegated to each of the Committees. The Company has following Committees as on March 31, 2026:

(a) Audit Committee
(b) Nomination and Remuneration Committee
(c) Stakeholders' Relationship Committee
(d) Corporate Social Responsibility Committee
(e) Internal Compliant Committee
(f) Risk Management Committee

Each Committee has been entrusted with clearly defined roles and responsibilities, enabling more detailed review of matters requiring specialised attention and supporting the Board in the efficient discharge of its duties.

Details of all the Committees along with their charters, composition and meetings held during the year, are provided in the Corporate Governance Report, which forms an integral part of this Annual Report.

POLICIES

We seek to promote and follow the highest level of ethical standards in all our business transactions guided by our value system. The SEBI (Listing Obligations and Disclosure Requirements) Regulations, 2015 and Companies Act, 2013 have mandated the formulation of certain policies for all listed Companies. All the policies are available on our website www.munishforge.com. The policies are reviewed periodically by the Board and updated on need and new compliance requirement.

COMPANY'S POLICY ON DIRECTORS' APPOINTMENT & REMUNERATION

The Board has, on the recommendation of the Nomination and Remuneration Committee framed an Appointment and Remuneration Policy for Directors, Key Managerial Personnel and Other Employees which lays down the criteria for identifying the persons who are qualified to be appointed as Directors and Senior Management Personnel of the company, along with the criteria for determination of remuneration of Directors, KMP's, other employees and their evaluation and includes other matters, as prescribed under the provisions of section 178 of Companies Act, 2013 and Regulation 19 of SEBI (LODR) Regulations, 2015. The Remuneration paid to the Directors is in line with the Remuneration Policy of the Company.

The Nomination and Remuneration policy is available on the website of the Company at: https://munishforge.com/wp-content/uploads/2025/04/7.Nomination-and-Remuneration-Policy.pdf

ANNUAL PERFORMANCE EVALUATION BY THE BOARD

The provisions of the Companies Act, 2013 and Regulation 17 of SEBI (Listing Obligations and Disclosure Requirements) Regulations, 2015, mandate that a Formal Annual Evaluation is to be made

by Board of its own performance, the performance of its Committee and individual Directors. Schedule IV of the Companies Act, 2013 states that performance evaluation of the Independent Director was done by the entire Board excluding the Director being evaluated. The performance evaluation of the Chairman and the Non Independent Directors was carried out by the Independent Directors.

The Nomination and Remuneration Committee also reviewed the performance of the Board, its committees, and individual Directors. The feedback from the evaluation was discussed at the Board meeting and noted for further improvement and action, wherever required.

The evaluation framework for assessing the performance of Directors comprises of the following key areas:

- Attendance of Board Meetings and Board Committee Meetings
- Quality of contribution to Board deliberations
- Strategic perspectives or inputs regarding future growth of Company and its performance
- Providing perspectives and feedback going beyond information provided by the management
- Commitment to shareholder and other stakeholder interests

The overall outcome of the Board evaluation process was positive and the Directors expressed satisfaction with the performance and effectiveness of the Board, its Committees and Individual Directors.

MEETINGS OF THE BOARD:

The Board meets at regular intervals to discuss and decide on Company/business policy and strategy apart from other Board business. Notice convening the Board Meetings, together with the Agenda and detailed notes on the Agenda items, is circulated to all the Directors within the timelines prescribed under the applicable provisions of the Companies Act, 2013 and the Secretarial Standards, thereby enabling the Directors to participate effectively and take informed decisions. During the financial year, the Board Meetings were held on the following dates:

Sr. No.	Date of Meeting	Day of Meeting
1.	01/04/2025	Tuesday
2.	22/04/2025	Tuesday
3.	30/04/2025	Wednesday
4.	01/05/2025	Thursday
5.	05/05/2025	Monday
6.	14/05/2025	Wednesday
7.	19/06/2025	Thursday
8.	31/07/2025	Thursday
9.	11/08/2025	Monday
10.	14/08/2025	Thursday
11.	18/08/2025	Monday

Sr. No.	Date of Meeting	Day of Meeting
12.	01/09/2025	Monday
13.	04/09/2025	Thursday
14.	10/09/2025	Wednesday
15.	24/09/2025	Wednesday
16.	06/10/2025	Monday
17.	29/10/2025	Wednesday
18.	30/10/2025	Thursday
19.	06/11/2025	Thursday
20.	12/11/2025	Wednesday
21.	20/11/2025	Thursday
22.	29/11/2025	Saturday
23.	01/12/2025	Monday
24.	02/12/2025	Tuesday
25.	12/12/2025	Friday
26.	07/01/2026	Wednesday
27.	23/01/2026	Friday
28.	06/03/2026	Friday
29.	31/03/2026	Tuesday

DIRECTORS' RESPONSIBILITY STATEMENT

Pursuant to Section 134(3)(c) and 134(5) of the Companies Act, 2013, the Board of Directors of your Company, to the best of their knowledge and belief, confirm that:

(a) in the preparation of the annual accounts for the financial year ended March 31, 2026, the applicable accounting standards have been followed along with proper explanation relating to material departures;

(b) they have selected such accounting policies and applied them consistently and made judgments and estimates that are reasonable and prudent so as to give a true and fair view of the state of affairs of the Company at the end of the financial year and of the profit of the Company for that period;

(c) they have taken proper and sufficient care for the maintenance of adequate accounting records in accordance with the provisions of this Act for safeguarding the assets of the Company and for preventing and detecting fraud and other irregularities;

(d) they have prepared the annual accounts on a going concern basis;

(e) they have laid down internal financial controls to be followed by the Company and that such internal financial controls are adequate and were operating effectively; and

(f) they have devised proper systems to ensure compliance with the provisions of all applicable laws and that such systems were adequate and operating effectively.

RISK MANAGEMENT POLICY AND INTERNAL ADEQUACY

The Company has established a robust Risk Management Framework to systematically identify, assess, and manage the various risks associated with its business operations. This framework is designed to embed effective risk management practices at all levels of the organisation, thereby safeguarding the Company's assets, reputation, and the interests of its stakeholders.

In compliance with Section 134(3)(n) of the Companies Act, 2013 and Regulation 21 of the SEBI (Listing Obligations and Disclosure Requirements) Regulations, 2015, the Company has constituted a Risk Management Committee, comprises three Directors under the chairmanship of Mr. Davinder Bhasin, Managing Director of the Company. Mrs. Priya Begana and Dr. Arshdeep Singh Bedi, Independent Directors of the Company, are the other two members of the committee. The Committee periodically reviews the Company's risk exposure and evaluates the effectiveness of measures implemented to mitigate key risks.

The key risks identified include operational risks, governance and regulatory risks, financial risks, cyber risks, environmental risks, sector/industry-specific risks, and social risks. The Company continuously monitors these risks through structured processes and mitigation measures. To formalise this approach, the Company has adopted a Risk Management Policy, approved by the Board of Directors, which provides a framework to identify, monitor, and control business risks. The Policy is reviewed periodically and updated as necessary to align with the evolving business environment and regulatory requirements.

The Risk Management Policy is available on the Company's website at: https://munishforge.com/wp-content/uploads/2025/04/4.-Risk-Management-Policy.pdf

INTERNAL FINANCIAL CONTROLS

The Company has established an adequate and operational internal financial controls framework for facilitation of speedy and accurate compilations of financial statements. The Company's Internal Financial Control System is designed to ensure operational efficiency, protection and conservation of resources, accuracy and promptness in financial reporting and compliances with procedures, laws and regulations. The Company's Internal Control System commensurate with the nature of its business and size of its operations.

The Audit Committee actively oversees and evaluates the adequacy and effectiveness of these internal control systems, recommending improvements wherever necessary. The Company's internal controls are routinely tested and certified by both the Statutory and Internal Auditors. During the financial year under review, no instances of significant internal control weaknesses were reported by either the Internal or Statutory Auditors. The Company is committed to continuously strengthening its internal control framework to keep pace with evolving business requirements and regulatory expectations.

Systems and Structure: The Company operates an ERP-driven system that ensures all financial transactions are authorized, recorded, and reported transparently. Clear standard operating procedures (SOPs) and delegation of authority matrices are mapped across all departments.

Audit Oversight: The Internal Auditors execute quarterly audits to check compliance with existing internal control systems, identify process-level gaps, and report findings directly to the Audit Committee.

Statutory Evaluation: The Statutory Auditors independently test the design and operating effectiveness of the Internal Financial Controls Over Financial Reporting (ICFR). For the financial year 2025–26, the systems were evaluated as robust, operating effectively, and free of any material weaknesses or structural overrides.

CORPORATE SOCIAL RESPONSIBILITY

In accordance with the provisions of Section 135 of the Companies Act, 2013 read with the Companies (Corporate Social Responsibility Policy) Rules, 2014, the Company has constituted a Corporate Social Responsibility Committee. The composition, role, and responsibilities of the Committee are in line with the statutory requirements. The Company has adopted CSR Policy and is available on the Company's website at: https://munishforge.com/wp-content/uploads/2026/03/CSR-POLICY.pdf. This policy aligns with Schedule VII of the Act and focuses on using resources for community development, improving social welfare, and supporting environmental sustainability.

During the year under review, the Company's CSR activities primarily focused on healthcare initiatives, including preventive healthcare, as well as efforts to address hunger and support the welfare of economically weaker sections of society.

The brief outline of the CSR Policy of the Company and the initiatives undertaken by the Company during the financial year ended 31st March, 2026, in accordance with Section 135 of the Act and Companies (Corporate Social Responsibility Policy) Rules, 2014 is set out in "Annexure- II" to this report.

PARTICULARS OF CONTRACTS OR ARRANGEMENTS WITH RELATED PARTIES:

During the year under review, the transactions entered into with related parties are disclosed in the Notes to the Financial Statements. All contracts/arrangements/transactions entered into by the Company with its related parties, during the financial year under review, were in ordinary course of business and on arm's length and were not material, in accordance with the applicable provisions of the provisions of the Companies Act, 2013, SEBI (Listing Obligations and Disclosure Requirements) Regulations, 2015 and the Company's Related Party Transaction policy.

Accordingly, the disclosure of contracts or arrangements with related parties in Form AOC-2, as required under Section 134(3)(h) of the Companies Act, 2013, is not applicable to the Company.

Further, all related party transactions are placed before the Audit Committee and the Board of Directors for their review and approval, as applicable. The Policy on dealing with related party transactions as approved by the Board may be accessed on the Company's website at the link:

https://munishforge.com/wp-content/uploads/2025/04/3.-POLICY-FOR-RELATED-PARTY-TRANSACTIONS_.pdf

PARTICULARS OF LOANS, GUARANTEES OR INVESTMENTS:

The details of loans, guarantees and investments covered under the provisions of Section 186 of the Act and Regulation 34 read with Schedule V of the SEBI Listing Regulations form part of the Notes to the financial statements of the Company provided in this Annual report.

AUDITORS & THEIR REPORT:

Statutory Auditors:

M/s. Vinay & Associates, Chartered Accountants (Firm Registration No. 004462N), were appointed as the Statutory Auditors of the Company at the Annual General Meeting held on 30th September, 2024, to hold office for a term of five consecutive years. However, during the financial year 2026–27, M/s. Vinay & Associates, Chartered Accountants, resigned from the office of Statutory Auditor due to the untimely demise of their Senior Partner and consequently their inability to devote adequate time and attention to the audit assignments of the Company, resulting in a casual vacancy.

The Board on the recommendation of the Audit Committee and subject to the approval of the members of the Company, has recommended the appointment of M/s. Subash Vipan & Co., Chartered Accountants (Firm Registration No. 012898N), having their office at Model Gram, Ludhiana – 141002, as the Statutory Auditors of the Company, to fill the casual vacancy caused by the resignation of the previous auditors and to hold office for a period of 5 years from the conclusion of the 40th Annual General Meeting held in FY 2026-27 till 45th AGM of the Company, to conduct audit from FY 2026-27 to FY 2030-31, at such remuneration as may be mutually agreed upon between the Board of Directors and the Statutory Auditors. The Company has received certificate from the said auditors that they are not disqualified and are eligible to hold the office as Auditors of the Company. The Resolution for his appointment has been proposed for your approval in the accompanying.

The Statutory Auditors have submitted the Audit Report on the Financial Statements of the Company for the accounting year ended 31st March, 2026. There were no qualifications, reservations, adverse remarks or disclaimers in the Report. The observations and comments given by the Auditors in their Report read together with the Notes to the Financial Statements are self-explanatory and require no comments

Secretarial Audit:

Pursuant to the provisions of Section 204 of the Companies Act, 2013 and the Companies (Appointment and Remuneration of Managerial Personnel) Rules, 2014, the Company has appointed M/s. P.S. Bathla and Associates, Practicing Company Secretary (COP No. 2585), to undertake the Secretarial Audit of the Company for the year, 2025-26. The Report of the Secretarial Audit is in the Form MR-3 is annexed as “Annexure-III” of this Report. The Secretarial Audit Report for the financial year ended 31st March, 2026 are unmodified i.e. they do not contain any qualification, reservation, or adverse remark.

Further, in compliance with Regulation 24A of the SEBI (Listing Obligations and Disclosure Requirements) Regulations, 2015 and Section 204 of the Companies Act, 2013 the Board, based on

recommendation of the Audit Committee, has approved the appointment of Mr. P.S. Bathla, proprietor of M/s. P.S. Bathla and Associates, Peer Reviewed Company Secretary in Practice, Ludhiana having Certificate of Practice Number 2585, as Secretarial Auditor of the Company for a term of five consecutive years commencing from FY 2026-27 till FY 2030-31, subject to approval of the shareholders of the Company at the ensuing AGM. He has expressed his willingness for appointment as Secretarial Auditor of the Company and has given a written consent and confirmed that he is not disqualified and is eligible to be appointed as Secretarial Auditor in terms of Regulation 24A of the SEBI (LODR) Regulations, 2015 read with SEBI circular no. SEBI/HO/CFD/CFD-PoD2/CIR/P/2024/185 dated December 31, 2024. The Resolution for his appointment has been proposed for your approval in the accompanying Notice.

Cost Records and Audit:

Pursuant to Section 148(1) of the Companies Act, 2013 the Company is required to maintain cost records as specified by the Central Government and accordingly such accounts and records are made and maintained. Further, the Board of Directors on the recommendation of Audit Committee has appointed M/s. S.K. Verma & Associates, Cost Accountants (Firm Registration No. 101072), as Cost Auditors of the Company for financial year 2025-26. Accordingly, they have conducted Cost Audit for the Financial Year 2025-26. The report does not contain any qualification, reservation or adverse remark and requires no comments.

The Board has re-appointed M/s. S.K. Verma & Associates, Cost Accountants (Firm Registration No. 101072), to conduct Cost Audit of the Company for the Financial Year 2026-27. They have confirmed their eligibility for the said re-appointment. The remuneration of Rs. 50,000 (Rupees Fifty Thousand Only) plus applicable taxes and reimbursement of out of Pocket expenses incurred, payable to the Cost Auditors is required to be ratified by the members as per the provision of Section 148(3) of the Companies Act, 2013 and Rules 14 of the Companies (Audit and Auditors) Rules, 2014. Accordingly, a resolution for ratification of the remuneration of the Cost Auditors has been proposed in the notice of the ensuing Annual General Meeting for your approval.

REPORTING OF FRAUDS BY AUDITORS

During the year under review, none of the auditors have reported any instances of fraud committed against the Company by its officers or employees to the Audit Committee as required to be reported under Section 143(12) of the Act.

AUDIT COMMITTEE & VIGIL MECHANISM

Composition of Audit Committee:

The Audit Committee comprises of three Directors under the chairmanship of Mr. Khushvinder Bir Singh, Independent Director. Dr. Arshdeep Singh Bedi, Independent Director and Mr. Davinder Bhasin, Managing Director are the other two members of the Audit Committee as on 31st March, 2026. Ms. Yogita Dhall, Company Secretary of the Company is the Secretary of the Committee. All the recommendations made by the Audit Committee were accepted by the Board. There is no change in the composition of the Committee during the year under review.

Vigil Mechanism/Whistle Blower Policy

In compliance with the provisions of Section 177(9) of the Companies Act, 2013, the Company has established a vigil mechanism for the Directors and employees of the Company to report concerns about unethical behavior, actual or suspected incidents of fraud or violation of code of conduct. The Mechanism also provides for adequate safeguards against victimization of persons who use such Mechanism. The Mechanism provides direct access to the chairperson of the Audit Committee in appropriate or exceptional cases. The Whistle Blower Policy/Vigil Mechanism is also posted on Company's Website and can be accessed at: https://munishforge.com/wp-content/uploads/2025/04/8.Whistle-Blower-Policy.pdf

There were no instances of reporting under vigil mechanism during the financial year ended 31st March, 2026.

ANNUAL RETURN:

The Annual Return of the Company as on 31st March 2026 in Form MGT-7 in accordance with Section 92(3) of the Act read with the Companies (Management and Administration) Rules, 2014, is available on the website at: https://munishforge.com/wp-content/uploads/2026/08/Financial-Year-2025-26.pdf

DEPOSITS:

During the year under review, the Company has not accepted any Public Deposit within the meaning of Section 73, of the Companies Act, 2013 and the Rules made there under. There is no outstanding/unclaimed deposit from the public. However, the information as required under Rule 8 of the Companies (Accounts) Rules, 2014 is given hereunder:-

(a) Accepted during the year: Nil

(b) Remained unpaid or unclaimed as at the end of the year: Nil

(c) Whether there has been any default in repayment of deposits or payment of interest thereon during the year and if so, number of such cases and the total amount involved: N.A.

CREDIT RATING:

During the financial year 2025–26, the Company’s credit rating agency, Brickwork Ratings (BWR), evaluated the operational and financial performance of the Company. The Company's long-term bank facilities, have been assigned a rating of ‘BWR BBB-/Stable’, reflecting an improvement in the Company's credit profile. The short-term fund-based facilities and non-fund-based facilities have been assigned a rating of ‘BWR A3’. These ratings reflect the Company's credit profile and its ability to meet its financial obligations in a timely manner.

Further, as this was an issue of Equity Shares on the NSE SME Platform (Emerge) in October 2025, there was no statutory requirement for an IPO grading or credit rating for the public issue. The Company continues to timely service all its debt obligations and maintains strong relationships with its banking partners.

LISTING OF SECURITIES

The Equity Shares of the Company are listed on the NSE Emerge Platform of National Stock Exchange of India Limited (NSE).

Address: Exchange Plaza, C-1, Block G, Bandra Kurla Complex, Bandra (East), Mumbai – 400051

Stock Code: MUNISH

ISIN: INE1K8Y01018

The Company has paid listing fee to the Stock Exchange for the financial year 2025-26 & 2026-27.

PARTICULARS OF EMPLOYEES

The information required under Section 197(12) of the Act read with Rule 5(1) of the Companies (Appointment and Remuneration of Managerial Personnel) Rules, 2014 as amended from time to time in respect of Directors/ employees of the Company and a statement showing the names and other particulars of the employees drawing remuneration set out in Rule 5(2) and 5(3) of the Companies (Appointment and Remuneration of Managerial Personnel) Rules, 2014 as amended from time to time forms part of this Board Report as "Annexure- IV" to this report.

ENERGY CONSERVATION, TECHNOLOGY ABSORPTION AND FOREIGN EXCHANGE EARNINGS AND OUTGO:

The information on conservation of energy, technology absorption and foreign exchange earnings and outgo stipulated under Section 134(3)(m) of the Companies Act, 2013 read with Rule 8 of The Companies (Accounts) Rules, 2014, is annexed herewith as 'Annexure- V'.

CORPORATE GOVERNANCE:

As per the provisions of Regulation 15(2)(b) of Securities and Exchange Board of India (Listing Obligations and Disclosure Requirements) Regulations, 2015, provisions relating to Corporate Governance as specified in regulation 17, 17A, 18, 19, 20, 21, 22, 23, 24, 24A, 25, 26, 26A, 27 and clauses (b) to (i) and (t) of sub-regulation (2) of regulation 46 and para C, D and E of Schedule V of Listing Regulations, 2015 is not applicable to those company who has listed their specified securities on SME exchange.

The Company has listed its equity shares on the SME Platform of National Stock Exchange (NSE Emerge). Therefore, the company is not required to comply with the provisions of Corporate Governance as mentioned herein except Regulation 23 (LODR) as the company has Related Party Transactions. However, the Company is voluntarily complying with all the provisions and provided the report on the Corporate Governance in 'Annexure –VI'. Further the certificate for the same is attached as 'Annexure –VIII'.

CERTIFICATE OF NON DISQUALIFICATION OF DIRECTORS:

A certificate of Non-Disqualification of Directors has been obtained from appointed M/s. P.S. Bathla and Associates, Practicing Company Secretary, confirming that none of the directors on the board of the company have been debarred or disqualified from being appointed or continuing as Directors of

companies by the Securities and Exchange Board of India (SEBI), the Ministry of Corporate Affairs (MCA), or any other statutory authority. The said certificate form part of and is annexed to this Report as 'Annexure-VII'.

MANAGEMENT DISCUSSION & ANALYSIS REPORT

The Management Discussion and Analysis Report in compliance with Regulation 34(2)(e) of the SEBI (Listing Obligations and Disclosure Requirements) Regulations, 2015 is enclosed as per 'Annexure-IX' and form part of this Report.

HUMAN RESOURCES & INDUSTRIAL RELATIONS

The Company believes in promoting a workplace environment that encourages innovation, collaboration, and continuous learning. Various employee engagement programs, training sessions, and health and wellness initiatives were conducted during the year under review, to enhance employee satisfaction and productivity. The management continues to work closely with employees and labour representatives to ensure a positive and transparent working environment. A section on Human Resources/ Industrial relations is provided in the Management Discussion and Analysis Report which forms part of the Annual Report.

DISCLOSURE UNDER THE SEXUAL HARASSMENT OF WOMEN AT WORKPLACE (PREVENTION, PROHIBITION AND REDRESSAL) ACT, 2013:

The Company has placed an Anti-Sexual Harassment Policy in line with the requirements of The Sexual Harassment of Women at the Workplace (Prevention, Prohibition & Redressal) Act, 2013 under the guidance of Ms. Yogita Dhall. Internal Complaints Committee (ICC) has been set up to redress complaints received regarding sexual harassment. All employees (permanent, contractual, temporary, trainees) are covered under this policy.

During the year under review, the Company has not received any complaints on sexual harassment and hence no compliant remains pending as of 31st March, 2026. However, the information as required under Rule 8 of the Companies (Accounts) Rules, 2014 is given hereunder:-

(a) number of complaints of sexual harassment received in the year: NIL

(b) number of complaints disposed of during the year: NIL

(c) number of cases pending for more than ninety days: NIL

To build awareness regarding sexual harassment, rights of the women under the POSH Act and reporting of complaints as per Company's policy, the Company has conducted seminar under POSH Act during the year under review.

COMPLIANCE WITH SECRETARIAL STANDARDS ON BOARD MEETINGS AND GENERAL MEETINGS

The Company has complied with all the relevant provisions of the applicable mandatory Secretarial Standards i.e. SS-1 and SS-2, relating to "Meetings of the Board of Directors" and "General

Meetings", respectively issued by the Institute of Company Secretaries of India, and notified by Ministry of Corporate Affairs.

SIGNIFICANT OR MATERIAL ORDERS PASSED BY THE REGULATORS OR COURTS:

There has been no order passed by any authority which impacts the going concern status and company's operations in future during the year under review.

DEMATERIALISATION OF SHARES:

The Equity Shares of Munish Forge Limited are listed on the NSE SME Platform (Emerge) under the symbol "MUNISH" with ISIN 'INE1K8Y01018'. The entire shareholding of the Company is held in dematerialised form as on 31st March, 2026. The Company maintains electronic connectivity with both National Securities Depository Limited (NSDL) and Central Depository Services (India) Limited (CDSL). All registry and share-related services, including dematerialisation-related matters, are managed by the Company's Registrar and Share Transfer Agent (RTA), Skyline Financial Services Private Limited.

ENHANCING SHAREHOLDERS VALUE

Your Company believes that its Members are among its most important stakeholders. Accordingly, your Company's operations are committed to the pursuit of achieving high levels of operating performance and cost competitiveness, consolidating and building for growth, enhancing the productive asset and resource base and nurturing overall corporate reputation. Your Company is also committed to create value for its other stakeholders by ensuring that its corporate actions positively impact the socioeconomic and environmental dimensions and contribute to sustainable growth and development.

MATERIAL CHANGES AND COMMITMENTS AFFECTING THE FINANCIAL POSITION OF THE COMPANY:

The Company successfully completed its Initial Public Offer (IPO) of 77,00,400 equity shares of face value of Rs. 10/- each for cash at a price of Rs. 96/- per equity share, including share premium of Rs. 86/- per equity share. Out of the total issue, 13,44,000 equity shares were offered by the Promoter, Mr. Davinder Bhasin, to the public by way of Offer for Sale under the IPO. The total amount received aggregated to Rs. 73.92 Crore.

The offer was open to the public from 30th September 2025 and closed on 3rd October 2025, and received overwhelming response. The Anchor Investors Bid/Offer period was one working day prior to the Bid/Offer Opening Date, i.e. on 29th September 2025. The allotment for the Company's IPO was finalized on 6th October 2025.

The equity shares of the Company were listed on the National Stock Exchange of India Limited Emerge
("NSE Emerge") effective from 8th October 2025. Skyline Financial Services Private Limited is the Registrar and Share Transfer Agent of the Company.

REVISION IN FINANCIAL STATEMENTS OR BOARD'S REPORT U/S 131(1) OF THE COMPANIES ACT, 2013

In terms of Section 131 of the Companies Act, 2013, the financial Statement and Board's Report are in compliance with the provision of Section 129 or Section 134 of the Companies Act, 2013 and that no revision has been made during any of the three preceding financial years.

APPLICABILITY & PROCEEDING PENDING UNDER INSOLVENCY & BANKRUPTCY ACT, 2016 & THERE STATUS:

There are no proceedings initiated/pending against your Company under the Insolvency and Bankruptcy Code, 2016 which materially impact the business of the Company.

DIFFERENCE IN VALUATION DONE AT ONE TIME SETTLEMENT AND VALUATION DONE WHILE TAKING LOAN FROM BANKS & FINANCIAL INSTITUTIONS:

There is no instance of one-time settlement with any Bank or Financial Institution during the financial year 2025-26, so the requirement to disclose the details of the difference between the amount of the valuation done at the time of one-time settlement and the valuation done while taking a loan from the Banks or Financial Institutions along with the reasons thereof, is not applicable to the Company.

COMPLIANCE TO THE PROVISIONS RELATING TO THE MATERNITY BENEFITS ACT, 1961

The Company is in compliance with the provisions of Maternity Benefits Act, 1961 during the year under review.

ACKNOWLEDGEMENTS:

The Board of Directors thank the various Central and State Government Departments, Organizations and Agencies for the continued guidance and co-operation. The Directors gratefully acknowledge all stakeholders of the Company viz. customers, all the employees, members, vendors, banks and other business partners for their excellent support received during the year. They also acknowledge with gratitude the dedication and sustained efforts of all workers, staff members and executives for their contribution to the operations of the Company.

Place: Ludhiana
Date: 29th August, 2026

For and on behalf of the Board of Directors
For Munish Forge Limited
Davinder Bhasin
(Managing Director)
DIN: 00780268

Annexure – 'I'

FORM AOC-1

(Pursuant to first proviso to sub-section (3) of section 129 read with rule 5 of Companies (Accounts) Rules, 2014)

Statement containing salient features of the financial statement of subsidiaries/associate companies/joint ventures

"Part A" – Subsidiaries

Statement pursuant to Section 129 (3) of the Companies Act, 2013 related to Subsidiary Company is NIL as on 31st March, 2026

Sl. No.	Particulars	Details
1.	Name of the subsidiary	NA
2.	Reporting period for the subsidiary concerned, if different from the holding company's reporting period	NA
3.	Reporting currency and Exchange rate as on the last date of the relevant Financial year in the case of foreign subsidiaries	NA
4.	Share capital	NA
5.	Reserves & Surplus	NA
6.	Total assets	NA
7.	Total Liabilities	NA
8.	Investments	NA
9.	Turnover	NA
10.	Profit before taxation	NA
11.	Provision for taxation	NA
12.	Profit after taxation	NA
13.	Proposed Dividend	NA
14.	% of shareholding	NA

1. Names of subsidiaries which are yet to commence operations: NIL

2. Names of subsidiaries which have been liquidated or sold during the year: NIL

"Part B" – Associates and Joint Ventures

Statement pursuant to Section 129 (3) of the Companies Act, 2013 related to Associate Companies and
Joint Ventures as on 31st March, 2026

Sl. No.	Particulars	Details
1.	Name of Joint Venture	Forgeco Ltd.
2.	Latest audited Balance Sheet Date	Not applicable – statutory audit is not required under applicable UK law.
Sl. No.	Particulars	Details
3.	Shares of Associate/Joint Ventures held by the company on the year end	Joint Venture
	a. No. of Shares	40001 Shares
	b. Amount of Investment in Joint Venture	GBP 40001
	c. Extent of Holding%	50%
4.	Description of how there is significant influence	The Company holds 50% of the equity share capital and therefore has joint control over the Joint Venture
5.	Reason why the associate/joint venture is not consolidated	NA
6.	Net worth attributable to shareholding as per latest audited Balance Sheet	Statutory audit is not applicable to the JV under applicable UK law. Accordingly, the loss of Rs. 46.15 lakhs has been accounted for in the audited financial statements of Munish Forge Limited using equity method.
7.	Profit/ (Loss) for the year (Rs. In Lakhs)	
	i. Considered in Consolidation	(46.15)
	ii Not Considered in Consolidation	NIL

Notes:

1. Names of associates or joint ventures which are yet to commence operations - NIL

2. Names of associates or joint ventures which have been liquidated or sold during the year- NIL

For and on behalf of the Board of Directors

For Vinay & Associates
Chartered Accountants
Firm Registration No.004462N
Peer Review Firm No.022405

Vidisha Vinay
Partner
M No. 548488

Date: 29th May,2026
Place: Ludhiana

Davinder Bhasin
Managing Director
DIN 00780268

Dev Arjun Bhasin
Director
DIN 07670554

Manoj Kumar Pandey
Chief Financial Officer

Yogita Dhall
Company Secretary
M. No. A69919

Annexure – 'II'

ANNUAL REPORT ON CORPORATE SOCIAL RESPONSIBILITY (CSR) ACTIVITIES

[Pursuant to Section 135 of the Companies Act, 2013 read with Companies (Corporate Social Responsibility Policy) Rules, 2014 as amended]

1. **Brief outline on CSR Policy of the Company:**

   The Company had framed a Corporate Social Responsibility (CSR) Policy which was in compliance with the provisions of Companies Act, 2013. The Company through its CSR initiatives will continue to enhance value and promote social sustainability, sustainable development of the environment and social welfare of the people and society at large. The Company firmly believes that sustained economic growth cannot be achieved without social progress and the well-being of local communities. The CSR Policy provides a framework for identifying, implementing, monitoring, and evaluating CSR initiatives in accordance with the applicable provisions of the Companies Act, 2013 and the Companies (Corporate Social Responsibility Policy) Rules, as amended from time to time.

2. **Composition of CSR Committee:**

Sr. No.	Name of Director	Designation/ Nature of Directorship	Number of meetings of CSR Committee held during the year	Number of meetings of CSR Committee attended during the year
1	Mr. Davinder Bhasin	Chairperson	2	2
2	Mr. Khushvinder Bir Singh	Member	2	2
3	Mrs. Priya Begana	Member	2	2

3. **Provided the web-link where Composition of CSR Committee, CSR Policy and CSR Projects approved by the Board are disclosed on the website of the company:**

Composition of CSR committee	https://munishforge.com/corporate-governance/
CSR Policy	https://munishforge.com/wp-content/uploads/2026/03/CSR-POLICY.pdf
CSR projects approved by the Board	https://munishforge.com/wp-content/uploads/2026/06/CSR-PROJECT.pdf

4. **Provide the executive summary along with web-link(s) of Impact assessment of CSR projects carried out in pursuance of sub-rule (3) of rule 8 of the Companies (Corporate Social responsibility Policy) Rules, 2014, if applicable**: Not Applicable

5. (a) **Average net profit of the company as per section 135(5):** Rs. 900.6 Lakhs

   (b) **Two percent of average net profit of the company as per Section 135(5)** – Rs. 18.01 Lakhs

(c) **Surplus arising out of the CSR projects or programs or activities of the previous financial years** – Nil

(d) **Amount required to be set off for the financial year, if any** – Nil

(e) **Total CSR obligation for the financial year (b+c-d).** – Rs. 18.01 Lakhs

6. (a) **Amount spent on CSR Projects (both Ongoing and other than Ongoing Project):** 19.50 Lakhs

(b) **Amount spent in Administrative Overheads** – Nil

(c) **Amount spent on Impact Assessment (if applicable)** – NA

(d) **Total amount spent for the Financial Year (a+b+c)** – 19.50 Lakhs

(e) **CSR amount spent or unspent for the financial year** –

Total amount spent for the financial year	Amount unspent (Rs. in Lakhs)				
	Total amount transferred to Unspent CSR Account as per Section 135(6) of the Act		Amount transferred to any fund specified under Schedule VII as per second proviso to Section 135(5) of the Act		
	Amount	Date of Transfer	Name of the Fund	Amount	Date of Transfer
Rs. 19.50 Lakhs	Nil	NA	NA	Nil	NA

(f) **Excess amount for set off, if any** –

Sr. No.	Particular	Amount (Rs. in Lakhs)
(i)	Two percent of average net profit of the Company as per Section 135(5)	18.01
(ii)	Total amount spent for the Financial Year	19.50
(iii)	Excess amount spent for the financial year [(ii)-(i)]	1.49
(iv)	Surplus arising out of the CSR projects or programs or activities of the previous financial years, if any	0.00
(v)	Amount available for set-off in succeeding financial years [(iii)-(iv)]	0.00

7. **Details of Unspent CSR amount for the preceding three financial years**: Nil

Sr. No.	Preceding Financial Year	Amount transferred to unspent CSR Account under section 135(6)	Balance Amount in Unspent CSR Account under Section 135(6)	Amount Spent in the reporting Financial Year	Amount transferred to a Fund as specified under Schedule VII as per second proviso Section 135(5), If any		Amount remaining to be spent in succeeding financial years	Deficiency, If any
					Amount	Date of transfer		
NIL								

8. **Whether any capital asset have been created or acquired through Corporate Social Responsibility amount spent in Financial Year** – No

Yes ☐ No ☑

If Yes, enter the number of Capital assets created/acquired: No capital asset was created or acquired during the financial year 2025-26 through CSR amount spent.

Furnish the details relating to such asset(s) created or acquired through Corporate Social Responsibility amount spent in Financial Year –

Sr. No.	Short particulars of the property or asset(s) [including complete address and location of the property]	Pincode of the property or asset(s)	Date of Creation	Amount of CSR amount spent	Details of entity/ Authority/ beneficiary of the registered owner		
					CSR Registration Number, if applicable	Name	Registered address
Not Applicable							

9. **Specify the reason(s), if the company has failed to spend two percent of the average net profit as per section 135(5) of the Act:** Not Applicable

For and on behalf of the Board of Directors

Place: Ludhiana
Dated: 29th August, 2026

Davinder Bhasin
Managing Director /Chairman of Committee
DIN: 00780268

Annexure- III

Form No. MR-3

SECRETARIAL AUDIT REPORT

FOR THE FINANCIAL YEAR ENDING 31st MARCH, 2026

[Pursuant to section 204(1) of the Companies Act, 2013 and rule No. 9 of the Companies (Appointment and Remuneration of Managerial Personnel) Rules, 2014]

To
The Members,
Munish Forge Limited,
(Formerly Munish Forge Private Limited)
(CIN: L28910PB1986PLC006950)
Village-Gobindgarh, Adj. Phase-VII,
Focal Point, Ludhiana, Punjab, 141010

I have conducted the secretarial audit of the compliance of applicable statutory provisions and the adherence to good corporate practices by M/**s. MUNISH FORGE LIMITED** (hereinafter called the company). Secretarial Audit was conducted in a manner that provided me a reasonable basis for evaluating the corporate conducts/statutory compliances and expressing my opinion thereon.

Based on my verification of the books, papers, minute books, forms and returns filed and other records maintained by the Company and also the information provided by the Company, its officers, agents and authorized representatives during the conduct of secretarial audit, I hereby report that in my opinion, the Company has, during the audit period covering the Financial year 1st April, 2025 to 31st March, 2026 complied with the statutory provisions listed hereunder and also that the Company has proper Board-processes and compliance-mechanism in place to the extent in the manner and subject to the reporting made hereinafter:

1. I have examined the books, papers, minute books, forms and returns filed and other records maintained by M/s MUNISH FORGE LIMITED ("The Company") for the financial year ended on 31st March, 2026 according to the provisions of:

I. The Companies Act, 2013 (the Act) and the rules made thereunder;

II. The Securities Contracts (Regulation) Act, 1956 ('SCRA') and the rules made thereunder;

III. The Depositories Act, 1996 and the Regulations and Bye-laws framed thereunder;

IV. Foreign Exchange Management Act, 1999 and the rules and regulations made thereunder to the extent of Foreign Direct Investment, Overseas Direct Investment and External Commercial Borrowings;

V. The following Regulations and Guidelines prescribed under the Securities and Exchange Board of India Act, 1992 ('SEBI Act'):-

(a) The Securities and Exchange Board of India (Substantial Acquisition of Shares and Takeovers)

Regulations, 2011; (as applicable)

(b) The Securities and Exchange Board of India (Prohibition of Insider Trading) Regulations, 2015; (as applicable)

(c) The Securities and Exchange Board of India (Issue of Capital and Disclosure Requirements) Regulations, 2018; (as applicable)

(d) The Securities and Exchange Board of India (Share Based Employee Benefits and Sweat Equity) Regulations, 2021 (Not Applicable as the Company has not issued any shares to directors/employees under the said regulations during the year under review)

(e) The Securities and Exchange Board of India (Issue and Listing of Non-Convertible Securities) Regulations, 2021; (Not Applicable to the Company during the Audit Period as there was no event in this regard)

(f) The Securities and Exchange Board of India (Registrars to an Issue and Share Transfer Agents) Regulations, 2025 regarding the Companies Act and dealing with client; (Not Applicable as the

Company is not registered as Registrar to Issue and Share Transfer agent during the Financial Year under review)

(g) Securities and Exchange Board of India (Delisting of Equity Shares) Regulations, 2021 (Not Applicable to the Company during the Audit Period as there was no event in this regard)

(h) The Securities and Exchange Board of India (Buyback of Securities) Regulations, 2018. (Not applicable as the Company has not bought back/proposed to buy-back any of its securities during the financial year under review)

VI. The Company has informed that following Sector Specific laws are applicable to the Company:

(a) Hazardous and Other Wastes (Management and Transboundary Movement) Rules, 2016

(b) Environment Protection Act, 1986

(c) Air (Prevention and Control of Pollution) Act, 1981 and Air (Prevention and Control of Pollution) Rules, 1982

(d) Water (Prevention & Control of Pollution) Act, 1974 & Water (Prevention and Control of Pollution) Rules, 1975

I have also examined compliance with the applicable clauses of the following:

(i) Secretarial Standards issued by The Institute of Company Secretaries of India (ICSI).

(ii) The SEBI Listing Obligations and Disclosure Requirements (LODR) Regulations, 2015; (to the extent applicable to the Company);

I Report that during the period under review the Company has complied with the provisions of The Acts, Rules, Regulations, Guidelines, Standards, etc. mentioned above subject to the following observations:

During this period, National Stock Exchange (NSE) imposed penalties for non-compliance under regulation 33 & 23(9) of SEBI (Listing Obligations and Disclosure Requirements) Regulations, 2015. The Company applied for the waiver of aforementioned penalties. In response to the waiver application, National Stock Exchange (NSE) waived the penalty under Regulation 23(9) of SEBI (Listing Obligations and Disclosure Requirements) Regulations, 2015. The Company has paid the penalty imposed in respect of the non-compliance with Regulation 33 of the SEBI (Listing Obligations and Disclosure Requirements) Regulations, 2015. Accordingly, no financial liability subsists on the Company.

2**. I further report that**

- The Board of Directors of the Company is duly constituted with proper balance of Executive Directors, Non-Executive Directors/Independent Directors including one-woman Director. The changes in the composition of the Board of Directors that took place during the period under review were carried out in compliance with the provisions of the Act.
- Adequate notices are given to all directors to schedule the Board Meetings, Agenda and detailed notes on agenda were sent at least seven days in advance, and a system exists for seeking and obtaining further information and clarifications on the agenda items before the meeting and for meaningful participation at the meeting.
- All decisions at Board Meetings and Committee Meetings have been carried out unanimously as recorded in the minutes of the meetings of Board of Directors and Committee of the Board, as case may be.

I further report that based on the information received and records maintained there are adequate systems and processes in the Company commensurate with the size and operations of the Company to monitor and ensure compliance with applicable laws, rules, regulations and guidelines.

I further report that during the audit period, the Company has not undertaken any specific event/ action that can have a major bearing on the Company's compliance responsibility in pursuance of the above referred laws, rules, regulations, guidelines, standards, etc. except the following:

The Company's Public issue opened on: 30th September, 2025 and closed on: 3rd October, 2025. Subsequently, the Equity Shares of the Company were listed and admitted to trading on the National Stock Exchange with effect from 8th October, 2025.

For P S Bathla & Associates

Place: Ludhiana
Date: 29th August, 2026
UDIN: F004391H001274990

Parminder Singh Bathla
Company Secretary
FCS No. 4391
C.P No. 2585
Peer Review No. 7866/2026
SCO-6, Feroze Gandhi Market,
Ludhiana

'Annexure A'

To
The Members,
Munish Forge Limited,
(Formerly Munish Forge Private Limited)
(CIN: L28910PB1986PLC006950)
Village-Gobindgarh, Adj. Phase-VII,
Focal Point, Ludhiana, Punjab, 141010

My report of even date is to be read along with this letter.

1. Maintenance of Secretarial record is the responsibility of the management of the Company. My responsibility is to express an opinion on these secretarial records based on my audit.
2. I have followed the audit practices and process as were appropriate to obtain reasonable assurance about the correctness of the contents of the Secretarial records. The verification was done on test basis to ensure that correct facts are reflected in secretarial records. I believe that the processes and practices, I followed, provide a reasonable basis for my opinion.
3. I have not verified the correctness and appropriateness of financial records and Books of Accounts of the Company.
4. Wherever required, I have obtained the Management representation about the Compliance of laws, rules and regulations and happening of events etc.
5. The Compliance of the provisions of Corporate and other applicable laws, Rules, Regulations, standards is the responsibility of management. My examination was limited to the verification of procedure on test basis.
6. The Secretarial Audit report is neither an assurance as to the future viability of the Company nor of the efficacy or effectiveness with which the management has conducted the affairs of the Company.

For P S Bathla & Associates

Place: Ludhiana
Date: 29th August, 2026

Parminder Singh Bathla
Company Secretary
FCS No. 4391
C.P No. 2585
Peer Review No. 7866/2026
SCO-6, Feroze Gandhi Market,
Ludhiana

Annexure-IV

DETAILS PERTAINING TO REMUNERATION AS REQUIRED UNDER SECTION 197(12) OF THE COMPANIES ACT, 2013 READ WITH RULE 5(1) OF THE COMPANIES (APPOINTMENT AND REMUNERATION OF MANAGERIAL PERSONNEL) RULES, 2014

(i) The detail of remuneration of each Director, Chief Financial Officer and Company Secretary, percentage increase/decrease in their remuneration during the financial year 2025-26 and ratio of the remuneration of each Director to the median remuneration of the employees of the Company for the financial year 2025-26 are as under:

Sr. No.	Name of Director/KMP and Designation	Remuneration of Director /KMP for financial year 2025-26	% increase/decrease in Remuneration in the Financial Year 2025-26	Ratio of remuneration of each Director/ to median remuneration of employees
1	Mr. Davinder Bhasin Managing Director	-	-	-
2	Mr. Dev Arjun Bhasin Director	27,00,000	80.00	28.19
3	Mr. Vishal Anand Executive Director	15,46,920		16.15
4	Mrs. Priya Begana Independent Director	25000	-	0.26
5	Mr. Khushvinder Bir Singh Independent Director	25000	-	0.26
6	Dr. Arshdeep Singh Bedi Independent Director	25000	-	0.26
7	Mr. Manoj Kumar Pandey Chief Financial Officer	8,08,511	8.79	8.44
8	Ms. Yogita Dhall Company Secretary	1,05,775	-	11.04
9.	Ms. Sukhdeep Kaur	175000	-41.67	1.83

* Ms. Sukhdeep Kaur has resigned from the position of Company Secretary W.e.f. 31st October, 2025 and Ms. Yogita Dhall was appointed as Company Secretary w.e.f. 23rd January, 2026

(ii) The median remuneration of employees of the Company during the financial year was Rs. 95767

(iii) In the financial year, there was an increase of 5.65% in the median remuneration of employees.

(iv) There were 818 permanent employees on the rolls of Company as on March 31, 2026.

(v) Average percentage increase made in the salaries of employees other than the managerial personnel in the last financial year i.e. 2025-26 was 11.50% whereas the increase in the managerial remuneration (Managing Director) for the same financial year was NIL

(vi) It is hereby affirmed that the remuneration paid is as per the Appointment and Remuneration Policy of the Company for Directors, Key Managerial Personnel and other Employees.

Details of employees of the Company in terms of salary drawn as required under rule 5(2) and 5(2)(i) of the Companies (Appointment and Remuneration of Managerial Personnel) Rules, 2014:

Sr. No.	Name & Designation	Remuneration received	Nature of employment (contractual or otherwise)	Qualification & experience	Date of commencement of employment	Age (in years)	Last employment held	% age of equity shares held	Whether relative of any director or manager
1.	Mr. Dev Arjun Bhasin	2700000	Regular	Graduate & 10 years	01-06-2016	34	N.A.	3.96	S/o Mr. Davinder Bhasin, Managing Director
2	Mr. Hari Singh	1756126	Regular	Graduate & 47 years	01-10-2023	67	N.A.	Nil	No
3	Mr. Vishal Anand	1546920	Regular	Graduate & 36 years	01-08-2022	55	N.A.	0.00	No
4	Mr. Balwinder Kumar Dewan	1530200	Regular	Diploma & 39 years	01-04-2019	53	N.A.	Nil	No
5	Mr. Rajan Kumar	1228026	Regular	Post Graduate & 29 years	01-08-2024	41	N.A.	Nil	No
6	Mr. Vishesh Kumar Mehra	1226868	Regular	Graduate & 34 years	01-04-2019	55	N.A.	0.00	No
7	Mrs. Lovely Anand	1153721	Regular	Post Graduate & 36 years	01-08-2022	48	N.A.	Nil	W/o Mr. Vishal Anand, Director
8	Mrs. Taniya Bhasin	1075536	Regular	Graduate & 3 years	01-12-2024	53	N.A.	Nil	W/o Mr. Dev Arjun Bhasin, Director
9	Mr. Karamjit Singh	1066774	Regular	Diploma & 30 years	01-10-2015	51	N.A.	Nil	No
10	Mr. Sant Ram	1065440	Regular	Graduate & 27 years	01-10-2020	57	N.A.	Nil	No

For and on behalf of the Board of Directors

Place: Ludhiana

Dated: 29th August, 2026

Davinder Bhasin
(Chairman)
DIN: 00780268

Annexure-V

PARTICULARS OF CONSERVATION OF ENERGY, TECHNOLOGY ABSORPTION, FOREIGN EXCHANGE EARNING AND OUTGO PURSUANT TO SECTION 134(3)(m) OF THE COMPANIES ACT, 2013 READ WITH RULE 8 OF THE COMPANIES (ACCOUNTS) RULES, 2014

A. CONSERVATION OF ENERGY

a. **Measures taken for conservation of energy**

Energy efficiency remains a key pillar of the Company's commitment towards environmental sustainability and long-term growth. During FY 2025-26, the Company continued to strengthen its energy management practices through dedicated efforts aimed at improving energy performance across operations. Various energy conservation initiatives were undertaken during the year to optimize energy consumption and enhance operational efficiency

Key Energy Conservation Initiatives Undertaken During FY 2025-26:

- Installation of an Automatic Power Factor Control (APFC) System to improve power factor, reduce reactive power losses, and enhance overall electrical efficiency.
- Continuous monitoring of energy usage and implementation of energy-saving measures across operational facilities.
- Optimization of air compressor operations to improve energy efficiency and reduce unnecessary energy consumption.

These initiatives have contributed to reducing energy consumption, improving operational efficiency, and supporting the Company's sustainability objectives.

b. **Steps taken for utilizing alternate sources of energy**

- Solar Power Capacity: The Company has installed solar power plants at its plants to promote the use of clean and renewable energy. The total installed solar power capacity of the company is 2 M.W. Renewable energy utilized during the year 2025-26 was 15,57,537 Kwh which results in 16.57% of energy saving.

These initiatives are helping the Company reduce its dependence on conventional grid power while contributing towards environmental sustainability. The increased use of renewable energy not only provides long-term cost benefits but also supports the transition towards a cleaner and greener energy future.

- Adoption of Induction heating Furnaces: Transitioning from oil to induction furnaces has significantly reduced burning loss to 2–2.5% which gets extra burn due to oil furnaces, resulting in higher material efficiency and minimal wastage.
- Energy Efficiency and Renewable Integration: The Company is taking bold steps to modernize operations and drive sustainable growth through technological advancement and responsible manufacturing practices. Induction heating is a pollution-free method,

reinforcing our commitment to environmental conservation and reducing our carbon footprint.

c. **Capital Investment on energy conservation equipments**

The Company continues to make capital investments in energy conservation equipment and initiatives aimed at improving energy efficiency, optimizing power consumption.

B. TECHNOLOGY ABSORPTION

(a) **Efforts made towards Technology Absorption**

- During the year, the Company proposed investment in CNC machines, comprising Vertical Machining Centre CNC machines, CNC Horizontal Turning Centres and Vertical Turning Centre CNC. The proposed investment is aimed at enhancing automation, precision, productivity and overall manufacturing efficiency.
- The Company has made capital investments of approximately ₹7.24 crore during FY 2024-25 and FY 2025-26 towards technological upgradation and modernization of its manufacturing facilities.

(b) **Benefits derived**

- Improved operational efficiency and productivity across manufacturing operations.
- Enhanced product quality and consistency through the adoption of advanced manufacturing processes.

(c) **Information regarding Technology imported during the last three years:**

Detail of Technology imported : NIL

Year of import : NA

Whether the technology has been fully absorbed : NA

If not fully absorbed, areas where absorption has not taken place, and the reasons thereof : NA

(d) **Expenditure on R & D**

During the year under review, the Company undertook research and development activities towards the development of 120 mm Bomb Shell for Indian Army and various Railway products, including Pin Brackets and other components, with a focus on product development and improvement of manufacturing processes. The development activities involved process development and related requirements. The expenditure incurred on Research & Development activities was commensurate with the nature and scale of the Company's operations. The Company continues to focus on process development and improvement to enhance its manufacturing capabilities and meet the required product specifications.

(e) **Future Plans**

The Company plans to continue its focus on research and development activities for product development and improvement of manufacturing processes, with emphasis on developing products in line with evolving customer requirements and enhancing its manufacturing capabilities.

C. FOREIGN EXCHANGE EARNINGS AND OUTGO

(I) Activities relating to Exports, initiative taken to increase exports, Development of New Export Markets for products and export plans.

The company continued its efforts to increase its exports and diversified export Markets.

(Rs. in lakhs)

(II) Total Foreign Exchange used and earned	Current Year	Previous Year
a) Earning (FOB value of Exports etc.)	8229.74	7295.40
b) Outgo (CIF value of Imports, expenditure in foreign currency and other payments)	NIL	NIL

For and on behalf of the Board of Directors

Place: Ludhiana

Dated: 29th August, 2026

Davinder Bhasin

(Chairman)

DIN: 00780268

Annexure VI

CORPORATE GOVERNANCE REPORT

This Report of Corporate Governance form part of the Annual Report.

I. COMPANY'S PHILOSOPHY ON CORPORATE GOVERNANCE

The Regulation 27 of SEBI (LODR) Regulations, 2015 is not applicable to the Company, in view of the conditions prescribed under the Regulation 15 of the SEBI (LODR) Regulations, 2015. However, the Company does certain compliance and provides the following information.

The Company firmly believes that sound Corporate Governance is essential for achieving long-term corporate goals, enhancing stakeholder value, and ensuring sustainable business growth. The Company places great emphasis on values such as empowerment and integrity of its employees, safety of the employees & communities surrounding our plants, transparency in decision making process, fair & ethical dealings with all, pollution free clean environment and last but not the least, accountability to all the stakeholders. It recognises the importance of protecting and respecting stakeholder rights and remains committed to maintaining the highest standards of integrity, professionalism, and transparency across the organisation. The Company upholds the highest standards of transparency and places a strong emphasis on corporate ethics in all its dealings.

II. BOARD OF DIRECTORS:

a. Board Composition:

The Board of Directors of the Company consists of an optimum combination of Executive and Non-Executive Directors, to ensure the independent functioning of the Board. The composition of the Board also complies with the provisions of the Companies Act, 2013, SEBI (LODR) Regulations, 2015 and other Listing Regulations.

As on 31st March, 2026, the total Board consists of Six Directors. Mr. Davinder Bhasin (DIN:00780268), Managing Director, Mr. Dev Arjun Bhasin (DIN: 07670554) and Mr. Vishal Anand (DIN: 07194115) are Executive Directors of the Company. Accordingly, the Company's Board consists of three Independent Directors namely; Mr. Khushvinder Bir Singh (DIN: 08863504), Dr. Arshdeep Singh Bedi (DIN: 10804130) and Ms. Priya Begana (DIN: 07706647), a Woman Independent Director.

b. Details of Board Meetings:

As per the provisions of Section 173 of the Companies Act, 2013 and the rules made thereunder, read with Listing Regulations, every Company is required to hold minimum four number of Board Meetings every year in such a manner that not more than one hundred and twenty days shall intervene between two consecutive Board Meetings. We are pleased to report that the Company held twenty nine Board Meetings during the year. Every Board member can suggest the inclusion of additional items in the agenda. All the Directors strive to be present at the Board Meetings.

c. **Details of Attendance of Directors at the Board Meetings and Last Annual General Meeting:**

The participation of Non-Executive Directors and Independent Directors has been active in the Board Meetings. The names and categories of the directors on the Board, their attendance at Board Meetings held during the year and last Annual General Meeting held on Wednesday, September 24, 2025 and the number of directorship and committee chairmanships/memberships held by them in other public companies as on 31st March, 2026 are given herein below. Other directorships do not include directorships of private limited companies, Section 8 companies and companies incorporated outside India. Chairmanship/membership of Board Committees shall include only Audit Committee and Stakeholders' Relationship Committee as per Regulation 26(1)(b) of Listing Regulations:

Name of Directors	Category of Directors	No. of Directorship in other Public Companies	No. of Committee position held in other Public Companies		No. of Board Meetings attended	AGM Attendance	No. of Shares Held	Directorship in c Listed Entities	
			Member	Chairman				Name	Category
Mr. Davinder Bhasin	Managing Director, Promoter	*	1	*	29	YES	11041330	-	-
Mr. Dev Arjun Bhasin	Executive, Promoter	*	1	*	29	YES	952000	-	-
Mr. Vishal Anand	Executive Director	*	*	*	13	YES	1	-	-
Mr. Khushvinder Bir Singh	Independent Director	1	4	3	13	YES	NIL	a) Parmeshwari Silk Mills Limited	Independent Director
Dr. Arshdeep Singh Bedi	Independent Director	1	3	1	13	YES	NIL	a) Parmeshwari Silk Mills Limited	Independent Director
Ms. Priya Begana	Independent Director	2	4	1	13	YES	NIL	a) Parmeshwari Silk Mills Limited b) Adinath Textiles Limited	Independent Director

Note:- *Membership includes Chairmanship.

d. **Number of other Board of Directors or Committee in which Directors are member or chairperson:**

The information regarding the other Board of Directors or Committees in which Directors are member or chairperson as on 31st March, 2026, is already given in the table given in Para C above. None of the Director holds Directorship in more than twenty Companies and is Director of more than ten public limited companies as prescribed under the Companies Act, 2013. Further, as per Regulation 17(A) of SEBI LODR (Amendment) Regulations, 2018 mandate that a person does not act as Director of more than seven listed entities and an independent director of more than seven listed entities.

None of the director is a member of more than Ten (10) Board level Committees or is Chairperson of more than Five (5) such Board level Committees as required under Regulation 26(1) of SEBI (LODR) Regulations, 2015.

e. **Disclosure of relationships between directors inter-se:**

Name	Relationship	Name of other Director in inter se relationship
Mr. Davinder Bhasin, Managing Director	Father	Mr. Dev Arjun Bhasin, Executive Director

None of other Director is related to any other director within the meaning of Section 2(77) of the Companies Act, 2013.

f. **No. of Shares held by non-executive directors:**

Name of Director and KMPs	No. of shares Held
NIL	

g. **Web link of Familiarization Programs:**

The details of Company's Policy on Familiarization Programs for Independent Directors are posted on the website of the Company and can be accessed at https://munishforge.com/wp-content/uploads/2026/06/FAMILIARISATION-PROGRAMME-FOR-INDEPENDENT-DIRECTORS.pdf

h. **Board-skills/expertise/competencies:**

The following is the list of core skills/expertise/competencies identified by the Board of Directors as required in the context of the Company's business and that the said skills are available with the Board Members:

Directors	Areas of Skills/Expertise/Competencies					
	Industry knowledge	Strategic Leadership	Managerial and Entrepreneurial Skills	Financial expertise/Knowledge	Governance, Risk and Compliance	Information Technology
Mr. Davinder Bhasin	V	V	V	V	V	V
Mr. Dev Arjun Bhasin	V	V	V	V	V	V
Mr. Vishal Anand	V	V	V	V	V	V
Mr. Khushvinder Bir Singh	V	V	V	V	V	V
Dr. Arshdeep Singh Bedi	V	V	V	V	V	V
Ms. Priya Begana	V	V	V	-	V	V

i. **Confirmation of Independent Directors and their registration with Databank:**

Based on the annual confirmations/declarations received from the Independent Directors in terms of Regulation 25(9) of the SEBI (LODR) Regulations, 2015, the Board is of the opinion that the Independent Directors fulfill the criteria of Independence as specified under Section 149(6) of the Companies Act, 2013 read with Regulation 16(1)(b) of the SEBI (LODR) Regulations, 2015 and they are independent of the management. All the Independent Directors have confirmed that they are in compliance with Rules 6 of the Companies (Appointment and Qualification of Directors) Rules 2014, with respect to registration with the data bank of Independent Directors maintained by the Indian Institute of Corporate Affairs.

j. **Resignation of an Independent Director:**

Pursuant to Clause C(2)(j) of Schedule V read with Regulation 34(3) of Listing Regulations, requirement of providing the detailed reasons for the resignation of an independent director who resigns before the expiry of his tenure along with a confirmation by such director that there are no other material reasons is not applicable as no Independent Director has resigned during the year under review.

k. **Separate Meeting of Independent Directors:**

As per the provisions of the Companies Act, 2013 and the rules made thereunder the Independent Directors are required to hold at least one meeting in a year without the attendance of Non-Independent Directors and members of Management. We are pleased to report that the Company's Independent Directors met on 20th November, 2025 without the attendance of Non-Independent Directors and members of Management. All the Independent Directors were present at the meeting. At the Meeting, they –

i. **Reviewed the performance of non-independent directors and the Board as a whole;**
ii. **Reviewed the performance of the Chairperson of the Company, taking into account the views of Executive Director and Non-Executive Directors;**
iii. **Assessed the quality, quantity and timeliness of flow of information between the Company Management and the Board which is necessary for the Board to effectively and reasonably perform their duties.**

Further, it is confirmed that in the opinion of the Board, the Independent directors fulfill the conditions specified in these regulations and are independent of the Management.

III. BOARD COMMITTEES

The Board has constituted Audit committee, Nomination and Remuneration Committee, Stakeholder Relationship Committee, Risk Management Committee and CSR Committee which helps the Board in good Corporate Governance. The recommendations of the committees are submitted to the Board for their consideration and approval. During the year under review, all recommendations of Committees were approved by the Board.

1. Audit Committee

The Board has constituted an independent and qualified Audit Committee. The term of reference of the Audit Committee is as per Part C of Schedule II of SEBI LODR Regulations, 2015 and Section 177(4) of the Companies Act, 2013. These Broadly include:

a. **Composition:**

The Audit Committee comprises of three Directors under the chairmanship of Mr. Khushvinder Bir Singh, who is an Independent Director. Dr. Arshdeep Singh Bedi, Independent Director and Mr. Davinder Bhasin, Managing Director are the other two members of the Audit Committee as on 31st March, 2026. There is no change in the composition of the Committee during the year under review.

The terms of reference of the Audit Committee are as per the guidelines set out in the listing regulations read with section 177 of the Companies Act, 2013. These broadly include:

- Develop an annual plan for Committee
- Review of financial reporting processes,
- Review of risk management, internal control and governance processes,
- Discussions on quarterly, half yearly and annual financial statements and the auditor's report,
- Interaction with statutory and internal auditors to ascertain their independence and effectiveness of audit process,
- Recommendation for appointment, remuneration and terms of appointment of auditors.
- Risk management framework concerning the critical operations of the Company.

In addition to the above, the Audit Committee also reviews the following:

- Matter included in the Director's Responsibility Statement.
- Changes, if any, in the accounting policies.
- Major accounting estimates and significant adjustments in financial statement.
- Compliance with listing and other legal requirements concerning financial statements.
- Formulating a policy on related party transactions, which shall include materiality of related party transactions;
- Qualification in draft audit report.

- Scrutiny of inter-corporate loans & investments.
- Management's Discussions and Analysis of Company's operations.
- Valuation of undertakings or assets of the company, wherever it is necessary.
- Periodical Internal Audit Reports and the report of Ethical View Reporting Committee (Fraud Risk Management Committee).
- Findings of any special investigations carried out either by the Internal Auditors or by the external investigating agencies.
- Letters of Statutory Auditors to management on internal control weakness, if any.
- Major non-routine transactions recorded in the financial statements involving exercise of judgement by the management.
- Recommend to the Board, the appointment, re-appointment and, if required the replacement or removal of the statutory auditors, Secretarial Auditors, considering their independence and effectiveness, and recommend the audit fees.
- Recommend to the Board, the appointment and remuneration of the CFO and Internal Auditors.

b. **Meetings and Attendance:**

During the financial year 2025-26, the Committee met seven times i.e. on 1st May, 2025, 31st July, 2025, 4th September, 2025, 24th September, 2025, 9th October, 2025, 20th November, 2025 and 6th March, 2026. The attendance record of the Audit Committee Members at the Meetings held during the year 2025-26 is as under:

Name of Director	No. of Meeting Held	No. of Meetings Attended
Mr. Khushvinder Bir Singh	7	7
Dr. Arshdeep Singh Bedi	7	7
Mr. Davinder Bhasin	7	7

2. NOMINATION AND REMUNERATION COMMITTEE

The terms of reference of the Nomination and Remuneration Committee, which cover the matters specified in SEBI LODR Regulations and Section 178 of the Companies Act, 2013, are as under:

(i) Formulate criteria for determining qualifications, positive attributes and independence of Directors and oversee the succession management process for the Board and senior management employees.

(ii) Identification and assessing potential individuals with respect to their expertise, skills, attributes, personal and professional standing for appointment and re-appointment as Directors/Independent Directors on the Board and as Key Managerial Personnel.

(iii) Formulate a policy relating to remuneration for the Directors, Committee and also the Senior Management Employees.

(iv) Support Board in evaluation of performance of all the Directors & in annual self-assessment of the Board's overall performance.

(v) Conduct Annual performance review of MD and Senior Management Employees;

a. **Composition:**

The Nomination and Remuneration Committee comprises of three Independent Directors namely; Mrs. Priya Begana as the Chairperson, Dr. Arshdeep Singh Bedi and Mr. Khushvinder Bir Singh as the members of the Committee as on 31st March, 2026. There is no change in the composition of the Committee during the year under review.

b. **Meetings and Attendance:**

The Nomination and Remuneration Committee met two times during the year i.e. 4th September, 2025 and 23rd January, 2026. The attendance record of the members at the meetings held during the year 2025-26 is as under:

Name of Director	No. of Meetings Held	No. of Meetings Attended
Mrs. Priya Begana	2	2
Dr. Arshdeep Singh Bedi	2	2
Mr. Khushvinder Bir Singh	2	2

c. **Performance Evaluation Criteria for Independent Directors:**

The performance evaluation criteria for Independent Directors are determined by the Nomination and Remuneration Committee. An indicative list of parameters for evaluation includes education, knowledge, experience, expertise, skills, behavior, leadership qualities, level of engagement and contribution, independence of judgment, ability to communicate effectively with other board members and management, effective decision making ability for safeguarding the interest of the Company, stakeholders and its shareholders.

d. **Senior Management**

Particulars of Key Managerial Personnel and Senior Management Personnel given hereunder:

Name of Key Managerial Personnel	Category
Mr. Davinder Bhasin	Managing Director
Mr. Dev Arjun Bhasin	CEO & Executive Director
Mr. Manoj Kumar Pandey	Chief Financial Officer
Ms. Yogita Dhall	Company Secretary & Compliance Officer

Name of Senior Management	Category
Vishesh Mehra	Commercial Director

e. **Policy for Remuneration to Directors/Key Managerial Personnel/Senior Management**:

The Board has approved the Remuneration Policy for Directors, Key Managerial Personnel ('KMP') and all other employees of the Company. The same is available on our website at: https://munishforge.com/wp-content/uploads/2025/04/7.Nomination-and-Remuneration-Policy.pdf

f. **Remuneration Of Directors**

i. Pecuniary relationship or transaction of the Non-executive Vis-à-vis the company :Nil

ii. Remuneration to Non –Executive Director:

The details of sitting fee paid to each of the other non-executive/Independent Directors during the year 2025-26 ended on 31st March, 2026 are given below:

Name	Sitting Fees	Other Payment	Total
Mrs. Priya Begana	25000	-	25000
Dr. Arshdeep Singh Bedi	25000	-	25000
Mr. Khushvinder Bir Singh	25000	-	25000

iii. Remuneration paid to Executive Directors of the Company:

Name of Director	Remuneration Paid
Mr. Dev Arjun Bhasin	27,00,000
Mr. Vishal Anand	15,46,920

3. STAKEHOLDERS' RELATIONSHIP COMMITTEE

The Stakeholders' Relationship Committee shall be responsible for, among other things, as may be required under applicable law, the following:

1. look after various aspects of interest of shareholders, debenture holders and other security holders of our Company;
2. review engagement programs with investors, proxy advisors, ratings agencies, etc. and oversee investors movement, share register and investor friendly initiatives;
3. shall resolve the grievances of the security holders of our Company;
4. review of measures taken for effective exercise of voting rights by shareholders;
5. review of adherence to the service standards adopted by our Company in respect of various services being rendered by the registrar and share transfer agent;
6. carrying out such other functions as may be specified by the Board from time to time or specified/provided under the Companies Act or the SEBI Listing Regulations, or by any other regulatory authority; and
7. such terms of reference as may be prescribed under the Companies Act and SEBI Listing Regulations

a. **Composition:**

The Stakeholders' Relationship Committee comprises of three Non-Executive Directors under the Chairmanship of Dr. Arshdeep Singh Bedi, an Independent Director. Mr. Khushvinder Bir Singh, Independent Director and Mr. Dev Arjun Bhasin, Executive Director are the other two members of the Committee as on 31st March, 2026. There is no change in the composition of the Committee during the year under review.

Name of Director	No. of Meetings Held	No. of Meetings Attended
Dr. Arshdeep Singh Bedi	2	2
Mr. Khushvinder Bir Singh	2	2
Mr. Dev Arjun Bhasin	2	2

b. **Meetings and Attendance**

The Committee met two times i.e. on 20th November, 2025 and 7th January, 2026 during the year under review. The attendance record of the members at the meetings held during the year 2025-26 is as under:

Name of Director	No. of Meetings Held	No. of Meetings Attended
Dr. Arshdeep Singh Bedi	2	2
Mr. Khushvinder Bir Singh	2	2
Mr. Dev Arjun Bhasin	2	2

c. **Name and Designation of Compliance Officer**

During the year under review, Ms. Sukhdeep Kaur resigned from the position of Company Secretary and Compliance Officer of the Company with effect from 31st October, 2025

d. **Share holder Compliant Status during the financial year 2025-26:**

No. of Shareholder Compliant Received	No. of Compliant Resolved	No. of complaints pending as on 31st March, 2026
0	0	0

4. RISK MANAGEMENT COMMITTEE

The Company has in place a mechanism to inform Board Members about the risk assessment and minimization procedures and review to ensure that executive management controls risk by means of a properly defined framework. The Company has formulated a Policy on Risk Management and constituted a Risk Management Committee. The terms of reference of the Committee inter alia comprises of the following:

(i) To formulate a detailed risk management policy which shall include:

(ii) • framework for identification of internal and external risks specifically faced by the Company, in particular including financial, operational, sectoral, sustainability (particularly,

Environmental, Social and Governance (ESG) related risks), information, cyber security risks or any other risk as may be determined by the committee;

- measures for risk mitigation including systems and processes for internal control of identified risks; and
- business continuity plan.

(iii) To ensure that appropriate methodology, processes and systems are in place to monitor and evaluate risks associated with the business of the Company;

(iv) To monitor and oversee implementation of the risk management policy, including evaluating the adequacy of risk management systems;

(v) To periodically review the risk management policy, at least once in two years, including by considering the changing industry dynamics and evolving complexity;

(vi) To keep the Board informed about the nature and content of its discussions, recommendations and actions to be taken;

(vii) Performing such other activities as may be delegated by the Board and/or are statutorily prescribed under any law to be attended to by the Risk Management Committee

a. **Composition:**

The Risk Management Committee comprises of three Directors under the chairmanship of Mr. Davinder Bhasin, Managing Director of the Company. Mrs. Priya Begana and Dr. Arshdeep Singh Bedi, Independent Directors are the other two members of the Committee as on 31st March, 2026. There is no change in the composition of the Committee during the year under review.

b. **Meetings and Attendance**

The Risk Management Committee met two times during the year i.e. 31st July, 2026 and 20th February, 2026. The attendance record of the members at the meetings held during the year 2025-26 is as under:

Name of Director	No. of Meetings Held	No. of Meetings Attended
Mr. Davinder Bhasin	2	2
Mrs. Priya Begana	2	2
Dr. Arshdeep Singh Bedi	2	2

The Company Secretary of the Company acts as the Secretary to the Committee.

5. CORPORATE SOCIAL RESPONSIBILITY COMMITTEE

Pursuant to Section 135 of the Companies Act, 2013, a Corporate Social Responsibility (CSR) Committee of the Board has been constituted. The terms of reference of the Committee inter alia comprises of the following:

Terms of Reference:

1. Formulation and recommendation of a corporate social responsibility policy to the Board, indicating the activities to be undertaken by the Company in areas or subject specified in the Companies Act, 2013 and an annual action plan in pursuance of the corporate social responsibility policy. The activities should be within the list of permitted activities specified in the Companies Act, 2013 and the rules thereunder;
2. Recommending the amount of expenditure to be incurred on corporate social responsibility activities, amount to be at least 2% of the average net profit of the Company in the three immediately preceding financial years or where the Company has not completed the period of three financial years since its incorporation, during such immediately preceding financial years;
3. Instituting a transparent monitoring mechanism for implementation of the corporate social responsibility projects or programs or activities undertaken by the Company;
4. Monitoring the corporate social responsibility policy from time to time and issuing necessary directions as required for proper implementation and timely completion of corporate social responsibility programmes;
5. Identifying corporate social responsibility policy partners and corporate social responsibility policy programmes;
6. Identifying and appointing the corporate social responsibility team of the Company including corporate social responsibility manager, wherever required; and
7. Performing such other duties and functions as the Board may require the corporate social responsibility committee to undertake to promote the corporate social responsibility activities of the Company or as may be prescribed under the Companies Act, 2013 and/or any other applicable law or by any regulatory authority and perform such other functions as may be necessary or appropriate for the performance of its duties.

a. **Composition**

The CSR Committee comprises of three Directors under the chairmanship of Mr. Davinder Bhasin, Managing Director of the Company. Mr. Khushvinder Bir Singh and Mrs. Priya Begana, Independent Directors, are the other two members of the Committee. There is no change in the composition of the Committee during the year under review.

b. **Meetings and Attendance**

During the year under review, the Committee met two times i.e. on 1st April, 2025 and 23rd January, 2026. The attendance record of the members at the meeting held during the year 2025-26 is as under:-

Name of Director	No. of Meetings Held	No. of Meetings Attended
Mr. Davinder Bhasin	2	2
Mr. Khushvinder Bir Singh	2	2
Mrs. Priya Begana	2	2

The CSR report, as required under the Companies (Corporate Social Responsibility Policy) Rules, 2014, as amended for the financial year ended 31st March, 2026 is attached as Annexure I to the Directors' Report.

IV. GENERAL BODY MEETINGS

a. Location and time, where last three Annual General Meetings held:

Financial Year	Location	Date	Time	Special Resolution	Special resolution through Postal Ballot
2022-23	At Registered Office of the Company	30.09.2023	10.00 A.M.	-	-
2023-24	At Registered Office of the Company	30.09.2024	10.00 A.M.	-	-
2024-2025	At Registered Office of the Company	24.09.2025	11.00 A.M.	-	-

V. MEANS OF COMMUNICATION

- **Financial Results**: The half-yearly/annual financial results are filed with stock exchange and displayed on stock exchange websites. The results are also made available on the Company. The results are published in 'Business Standard' (English newspaper) and 'Punjabi Jagran/Business Standard (Hindi) (Regional Newspaper).
- **Website:** A separate dedicated section under "Investor Relations", on the Company's website gives information about the financials, disclosure under regulation 46, shareholders' information, Annual reports, corporate governance and investor contacts

The Company has designated an email-ID for investor services, i.e. cs@munishforge.com and info@munishforge.com and the same is available on the Company's website, i.e. www.munishforge.com

Press Releases and Analysts/Investors' Presentations:

Whenever any presentation about Company's working is made to the Financial Institutional Investors or to the Analyst, the same is displayed on the Company's Website i.e. www.munishforge.com.

VI. GENERAL SHAREHOLDERS INFORMATION

a. Annual General Meeting

Day, Date and Time	Wednesday, 30th September, 2026 at 11.00 AM

Venue	The Company is conducting the Meeting through Video Conferencing/Other Audio Visual Means as permitted by Ministry of Corporate Affairs. Hence, the venue of the Meeting shall be deemed to be the registered office of the Company. For details please refer to the Notice of this AGM.
Financial Year	1st April, 2025 to 31st March, 2026
Financial Calendar (Tentative for FY 2026-27) **First Half Yearly Results** **Second Half Yearly/ Yearly Result**	 On or before 14th Nov, 2026 On or before 30th May, 2027
Listing on Stock Exchange	National Stock Exchange of India Limited ("NSE Emerge")
Stock Code/Details of Scrip NSE Symbol	MUNISH
ISIN Number	INE1K8Y01018

b. **In case the securities are suspended from trading, reason thereof**

The Company's securities have not been suspended from trading during the year under review.

c. **Address for Correspondence:**

- **Registrar and Share Transfer Agents:**

Skyline Financial Services Pvt Ltd, D-153A, 1st Floor, Okhla Industrial Area, Phase-I,

New Delhi - 110 020

E-mail: grievances@skylinerta.com

- **Name, designation & address of Compliance Officer:**

Ms. Yogita Dhall, Company Secretary and Compliance Officer

Registered Office: Village-Gobindgarh, Adj. Phase-VII, Focal Point, Ludhiana- 141010 Punjab

E-mail: cs@munishforge.com

Phone No: 161-5218900

Website: www.munishforge.com

d. **Share Transfer System**

As at March 31, 2026, the shares of the Company are fully dematerialized.

e. **Distribution of Shareholding**

As on 31st March, 2026, your Company had 527 shareholders having a total of 2,40,70,263 Equity Shares. The following is the distribution of Shareholding:

No. of Shares Held	No. of holders	Percentage of Shareholders	Aggregate shares held	Percentage of Shareholding
1-500	3	0.57	3	0.00
501-1000	0	0.00	0.00	0.00
1001-2000	242	45.92	290400	1.21
2001-3000	104	19.73	249600	1.04
3001-4000	44	8.35	158400	0.66
4001-5000	26	4.93	124800	0.52
5001-10000	31	5.88	220800	0.92
10001 and above	77	14.61	23026260	95.66
Total	527	100.00	24070263	100.00

k.Shareholding pattern as on March 31st, 2026

Shares held by	No. of Shares	Percentage of Shareholding
Promoters Shareholding	16369861	68.01
Alternate Investment Funds	865200	3.59
FPI Category - I	465600	1.93
General Public	2282402	9.48
HUF	240000	1.00
Foreign holdings (NRIs)	410400	1.71
Trust	2400	0.01
Bodies Corporate	3434400	14.27
Total	24070263	100.00

l. **Dematerialisation of Shares and Liquidity**

The equity shares of the Company are available in dematerialized form with both National Securities Depository Limited (NSDL) and Central Depository Services (India) Limited (CDSL). In accordance with regulatory requirements, the Company's equity shares are compulsorily traded in dematerialized form. As on March 31, 2026, the entire shareholding of the Company stands dematerialized.

m. **Outstanding Global Depository Receipts or American Depository Receipts or Warrants or any convertible instruments, conversion date and likely impact on equity**

The Company does not have any outstanding Global Depository Receipts or American Depository Receipts or warrants or any Convertible Instruments, which is likely to have any impact on the equity of the Company.

n. **Commodity price risk or foreign exchange risk and hedging activities**

The Company is not exposed to any foreign exchange risk. The Company is not exposed to Commodity price risk and hence disclosure with respect to commodity hedging activities is not applicable.

o. **Plant Location:**

Village-Gobindgarh, Adj. Phase-VII, Focal Point, Ludhiana, Ludhiana, Punjab, India, 141010

p. **Credit Ratings:**

During the financial year 2025–26, the Company's credit rating agency, Brickwork Ratings (BWR), evaluated the operational and financial performance of the Company. The Company's long-term bank facilities, have been assigned a rating of 'BWR BBB-/Stable', reflecting an improvement in the Company's credit profile. The short-term fund-based facilities and non-fund-based facilities have been assigned a rating of 'BWR A3'. These ratings reflect the Company's credit profile and its ability to meet its financial obligations in a timely manner.

Further, as this was an issue of Equity Shares on the NSE SME Platform (Emerge) in October 2025, there was no statutory requirement for an IPO grading or credit rating for the public issue. The Company continues to timely service all its debt obligations and maintains strong relationships with its banking partners.

VII. OTHER DISCLOSURES

1. **Disclosure on Materially Significant Related Party Transactions that may have potential conflict with the interest of the Company at large:**

All transactions entered into with Related Parties as defined under Section 188 of the Companies Act, 2013 and of SEBI LODR Regulations during the Financial Year 2025-26 were in the Ordinary Course of Business and at Arms' Length basis. Suitable disclosures as required under Indian Accounting Standards (Ind AS-24) have been made in the Notes to the Financial Statements. The Company has also formed a Policy on Related Party Transactions which has been placed at the website of Company https://munishforge.com/wp-content/uploads/2025/04/3.-POLICY-FOR-RELATED-PARTY-TRANSACTIONS_.pdf. The Company has not entered any material transaction with related parties, which may have a potential conflict with the interests of the Company at large. The Register of Contracts containing transactions in which Directors are interested is placed before the Audit Committee / Board regularly. The details of Related Party Transactions are disclosed in Financial Section of this Annual Report.

2. **Details of Non-compliance by the Company, penalties, strictures imposed by Stock Exchanges or the Board or any Statutory Authority on any matter related to capital markets during the last three years:**

During the financial year under review, the National Stock Exchange of India Limited (NSE) levied a fine of ₹23,600 (including GST) on the Company pursuant to Regulation 33 of the Securities and Exchange Board of India (Listing Obligations and Disclosure Requirements) Regulations, 2015

("SEBI LODR Regulations"), due to a delay of four days in the submission of the Financial Results for the half year ended September 30, 2025. The Company subsequently complied with the said requirement by submitting the Financial Results on November 20, 2025.

The Board noted that the said non-compliance was inadvertent and not wilful in nature. The Company has paid the aforesaid fine and has taken necessary steps to strengthen its internal compliance monitoring mechanisms to avoid recurrence of such instances in future.

3. **Details of establishment of Vigil Mechanism/Whistle Blower Policy:**

The Company has adopted Whistle Blower Policy which has a mechanism for directors and employees to report concerns about unethical behaviour, actual or suspected fraud or violation of the Code of Conduct/Business Ethics, leak of Unpublished Price Sensitive Information (UPSI) and related matters. The updated Whistle Blower Policy can be viewed on the Company's website at:
https://munishforge.com/wp-content/uploads/2025/04/8.Whistle-Blower-Policy.pdf

4. **Details of compliance with mandatory requirements and adoption of non-mandatory requirements:**

During the financial year 2025-26, the Company has fully complied with the mandatory requirements as stipulated in Listing Regulations. The Company has complied with the applicable provisions of the Listing Regulations and the disclosure relating to adoption of Non-mandatory / Discretionary requirements are detailed as under:

i. Un-modified opinion(s) in audit report: The Company is already in a regime of financial statements with un-modified audit opinion.

ii. Reporting of internal auditor: The internal auditor may report directly to the Audit Committee.

iii. Risk Management: The Company has already constituted the Risk Management Committee with the composition, roles and responsibilities as specified in Regulation 21 of Listing Regulations.

iv. Corporate Governance Report: The Company is committed to maintaining high standards of Corporate Governance and has voluntarily complied with the applicable Corporate Governance provisions.

5. **Web link where policy for determining 'material' subsidiaries is disclosed:**

The requirement of policy for determining 'material' subsidiaries is not applicable to the Company as it does not have any subsidiary Company.

6. **Web link where policy on dealing with related party transactions is disclosed:**

The Company has formulated the Policy on Materiality of Related Party Transactions and on dealing with Related Party Transactions, which can be accessed at: https://munishforge.com/wp-content/uploads/2025/04/3.-POLICY-FOR-RELATED-PARTY-TRANSACTIONS_.pdf

7. **Disclosure of commodity price risks and commodity hedging activities:**

The Company does not have any commodity price risks and hence was not required to undertake any hedging activities during the Financial Year 2025-26.

8. **Details of utilization of funds raised through preferential allotment or qualified institutions placement:**

The Company has not raised funds through preferential allotment or qualified institutions placement during the year.

9. **Certification from Company Secretary in Practice:**

Mr. P.S. Bathla (C.P No. 2585), Proprietor of M/s. P.S. Bathla & Associates, Practicing Company Secretaries, has issued a certificate as required under the Listing Regulations, confirming that none of the directors on the Board of the Company have been debarred or disqualified from being appointed or continuing as director of companies by the SEBI/Ministry of Corporate Affairs or any such other authority. The certificate is attached with this Report.

10. **Recommendation of Committees:**

In the financial year 2025-26 the Board has accepted all recommendations of its Committees.

11. **Disclosure as per Sexual Harassment of Women at Workplace (Prevention, Prohibition and Redressal) Act, 2013:**

The disclosure in relation to Sexual Harassment of Women at Workplace (Prevention, Prohibition and Redressal) Act, 2013 forms part of the Directors' Report.

12. **Fees paid to Statutory Auditors:**

During the year company paid an Audit fees of Rs. 337500/- including out of Pocket Expenses to Statutory Auditors.

13. **Reconciliation of Share Capital Audit**

Pursuant to Regulation 76 of Securities and Exchange Board of India (Depositories and Participants) Regulations, 2018, every issuer company shall submit audit report on a quarterly basis for the purposes of reconciliation of the total issued capital, listed capital and capital held by depositories in dematerialized form, the details of changes in share capital during the quarter. The said certificate duly certified by a Practicing Company Secretary is submitted to the Stock Exchange within 30 days of the end of each quarter.

14. **Code of Conduct:**

As required under the Listing Regulations, the Company has in place a Code of Conduct applicable to the Board Members as well as the Senior Management Personnel and that the same has been hosted on the Company's website. All the Board members and senior management personnel affirm the compliance of this Code annually. A declaration by the Managing Director/CEO in terms of SEBI (LODR) Regulations, 2015 to the effect that members of the Board and senior management personnel have affirmed compliance with this Code of Conduct is attached with this Report .

In accordance with the Securities and Exchange Board of India (Prohibition of Insider Trading) Regulations, 2015, the Company has, inter-alia, adopted a Code of Conduct for Prohibition of Insider Trading Code of Practices and Procedures for Fair Disclosure of Unpublished Price Sensitive Information (Code). The Codes help to regulate trading in securities by the designated persons. The Code requires pre-clearance for dealing in the Company's shares and prohibits the purchase or sale of Company shares by the designated persons while in possession of unpublished price sensitive information in relation to the Company and during the period when the Trading Window is closed. The Company Secretary being the Compliance Officer is responsible for implementation of the Code.

Pursuant to provisions of Regulation 3(5) and 3(6) of PIT Regulations, the Company has a Structured Digital Database (SDD) in place and is maintained as per the requirements stipulated under PIT Regulations.

15. **CEO and CFO Certification**

As required under Regulation 17(8) of SEBI (LODR) Regulations, 2015, a Certificate duly signed by the Managing Director and Chief Financial Officer was placed at the meeting of Board of Directors held on 29.05.2026.

16. **Disclosure of Loans And Advances**

The disclosure in relation to Loans and Advances (in the nature of loan) provided by the Company to firms/companies in which its Directors are interested are given in the 'Notes to Financial Statements'.

VIII. NON-COMPLIANCE OF ANY REQUIREMENT OF CORPORATE GOVERNANCE REPORT WITH REASONS THEREOF

The Company has voluntarily complied with all the applicable requirements relating to Corporate Governance. During the financial year under review, there were no instances of non-compliance with the Corporate Governance requirements. Accordingly, no reasons for non-compliance are required to be reported.

IX. DISCLOSURE OF COMPLIANCE WITH CORPORATE GOVERNANCE REQUIREMENTS AS SPECIFIED IN REGULATION 17 TO 27 AND CLAUSES (b) TO (i) OF SUB-REGULATION (2) OF REGULATION 46 OF SEBI (LISTING OBLIGATIONS AND DISCLOSURE REQUIREMENTS) REGULATIONS, 2015

As per the provisions of Regulation 15(2)(b) of the SEBI (Listing Obligation & Disclosure Requirements) Regulations, 2015, the compliance with the corporate governance provisions as specified in regulations 17, 17A, 18, 19, 20, 21, 22, 23, 24, 24A, 25, 26, 27 and clauses (b) to (i) of sub-regulation (2) of regulation 46 and Para C, D and E of Schedule V shall not apply to the Company.

However, the Company is committed to maintaining high standards of Corporate Governance and has voluntarily complied with the applicable Corporate Governance provisions. Accordingly, the Company has prepared and presented this Corporate Governance Report as part of its Annual Report.

XI. DISCLOSURE WITH RESPECT TO DEMAT SUSPENSE ACCOUNT/UNCLAIMED SUSPENSE ACCOUNT

There are no shares which are lying in demat suspense account/unclaimed suspense account.

XII. DISCLOSURE OF AGREEMENTS UNDER REGULATION 30A OF SEBI (LODR) REGULATIONS, 2015

During the year under review, the Company has not entered into any agreement as specified in clause 5A of para A of part A of schedule III of SEBI LODR Regulations, 2015.

For and on behalf of the Board of Directors
For Munish Forge Limited

Place: Ludhiana
Date: 29th August, 2026

Davinder Bhasin
(Managing Director)
DIN: 00780268

Annexure- VII

CERTIFICATE FROM COMPANY SECRETARY IN PRACTICE

(Pursuant to Regulation 34(3) and Clause 10(i) of Para C of Schedule V of Securities and Exchange Board of India (Listing Obligations and Disclosure Requirements) Regulations, 2015)

To
The Members
M/s Munish Forge Limited
Ludhiana

I have examined the relevant records of **M/S MUNISH FORGE LIMITED (CIN: L28910PB1986PLC006950) (Formerly known as M/s. Munish Forge Private Limited)** for the purpose of certifying compliance of requirements in accordance with Regulation 34(3) read with Clause 10(i) of Para C of Schedule V of Securities and Exchange Board of India (Listing Obligations and Disclosure Requirements) Regulations, 2015, for the financial year ended 31st March, 2026.

On the basis of disclosures/declarations received from the Directors and taken on record by the Board of Directors and according to the verifications (including DIN Status of Directors at the portal www.mca.gov.in) as considered necessary and explanations furnished to me by the Company, I hereby certify that none of the Six Directors on the Board of the Company as stated below for the Financial Year ended as on 31st March, 2026, has been debarred or disqualified from being appointed or continuing as Director of Companies by the SEBI / Ministry of Corporate Affairs or any such other statutory authority.

Sl. No.	Name of Director	DIN	Date of appointment in Company
1.	Mr. Davinder Bhasin	00780268	25/07/1986
2.	Mr. Vishal Anand	07194115	27/05/2015
3.	Mr. Dev Arjun Bhasin	07670554	10/02/2023
4.	Ms. Priya Begana	07706647	10/10/2024
5.	Mr. Khushvinder Bir Singh	08863504	10/10/2024
6.	Dr. Arshdeep Singh Bedi	10804130	10/10/2024

Ensuring the eligibility of / for the appointment / continuity of every Director on the Board is the responsibility of the management of the Company. My responsibility is to express an opinion on these based on my verification.

This certificate is neither an assurance as to the future viability of the Company nor of the efficiency or effectiveness with which the management has conducted the affairs of the Company.

For P.S. Bathla & Associates
Company Secretaries
P.S. Bathla
(Proprietor)
FCS: 4391/CP No. 2585
Peer Review No. 7866/2026

Place : Ludhiana
Dated: 29th August, 2026
UDIN: F004391H001275045

MANAGING DIRECTOR'S DECLARATION

Pursuant to the requirement of Schedule V of SEBI (Listing Obligations and Disclosure Requirements) Regulations, 2015, I hereby confirm that all Board Members and Senior Management Personnel of the Company (as defined in the above said Regulations) have affirmed compliance with the Code of Conduct for Board of Directors and Senior Management Personnel' for the year ended 31st March, 2026.

For Munish Forge Limited

Place: Ludhiana
Date: 29th August, 2026

Davinder Bhasin
(Managing Director)
DIN: 00780268

Annexure- VIII

COMPLIANCE CERTIFICATE ON CORPORATE GOVERNANCE

(In terms of Regulation 34(3) and Schedule V (E) of Securities and Exchange Board of India (Listing Obligations and Disclosure Requirements) Regulations, 2015)

To
The Members,
M/s Munish Forge Limited
Ludhiana

I have examined the compliance of conditions of corporate governance by **M/s. Munish Forge Limited (the company) (CIN: L28910PB1986PLC006950) (formerly known as 'Munish Forge Private Limited')** for the year ended 31st March, 2026 as stipulated under the relevant provisions of Securities and Exchange Board of India (Listing Obligations and Disclosure Requirements) Regulations, 2015 ('Listing Regulations').

The compliance of conditions of corporate governance is the responsibility of the management. My examination was limited to review of procedures and implementation thereof, adopted by the company, for ensuring the compliance of the conditions of corporate governance. It is neither an audit nor an expression of opinion on the financial statements of the company.

In my opinion and to the best of my information and according to the explanations given to us, we certify that the Company has complied with the conditions of corporate governance as stipulated in the above mentioned listing regulations, as applicable.

I further state that such compliance is neither an assurance as to the future viability of the company nor the efficiency or effectiveness with which the management has conducted the affairs of the company.

Place : Ludhiana
Dated: 29th August, 2026
UDIN: F004391H001275133
Peer Review No. 7866/2026

For P.S. Bathla & Associates
Company Secretaries
P.S. Bathla
(Proprietor)
CP No. 2585

Note: The Company is listed on the SME Platform of National Stock Exchange of India Limited (NSE Emerge). Pursuant to Regulation 15(2) of the Securities and Exchange Board of India (Listing Obligations and Disclosure Requirements) Regulations, 2015, the provisions relating to Corporate Governance as specified under Regulations 17 to 27 read with Schedule V of the said Regulations except Regulation 23 (Related Party Transactions) are not applicable to the Company.

Accordingly, this certificate is being issued at the voluntary request of the Company and shall not be construed as a certificate issued pursuant to the mandatory requirements of Regulation 34(3) read with Schedule V(E) of the SEBI (Listing Obligations and Disclosure Requirements) Regulations, 2015.

MANAGEMENT DISCUSSION AND ANALYSIS

Global Economy

The global economy navigated FY 2025-26 in a state of calibrated resilience, even as the pace of growth remained uneven across geographies. World GDP growth held steady at approximately 3.4% in CY 2025, in line with the preceding year, though the distribution of gains remained skewed and downside risks continued to multiply. The International Monetary Fund, in its April 2026 World Economic Outlook, projected global growth at 3.1% for CY 2026, revised downward from prior estimates, reflecting the compounding drag of trade policy uncertainty, heightened geopolitical tensions, and the lingering overhang of the global monetary tightening cycle.

The most consequential macroeconomic event of the period was the escalation of the West Asia conflict, which intensified beginning in late February 2026. The conflict operated across three channels: Brent crude prices rose sharply as Strait of Hormuz traffic was disrupted; international shipping costs increased materially as insurance premiums spiked on key routes and route diversions extended transit times; and supply chains in sectors reliant on petrochemical inputs and Gulf-routed components, including textiles, auto parts, and industrial raw materials, experienced tightened availability. For India, which sources over 85% of its crude requirements from imports, the rise in energy input costs arrived at a particularly unwelcome juncture, coinciding with a period when domestic inflation had only recently cooled to comfortable levels.

For Munish Forge, these global crosscurrents necessitated a highly agile supply chain strategy. While the late-Q4 surge in energy and freight

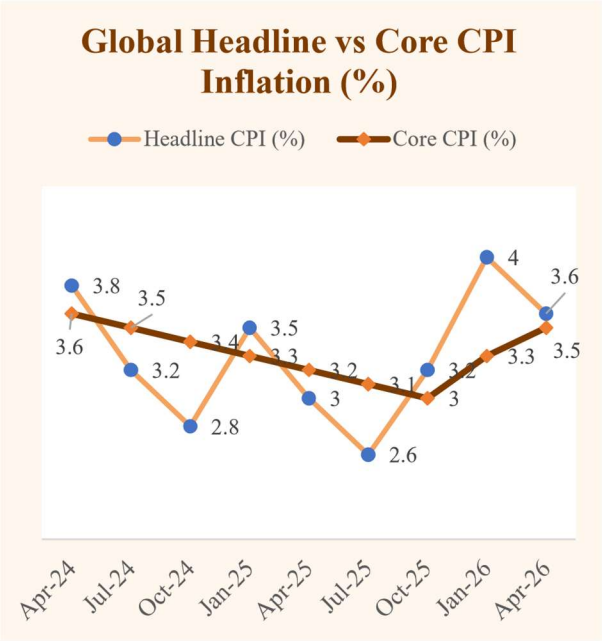

costs temporarily pressured input margins, our proactive inventory management and long-term raw material contracts—particularly for forging-grade steel—helped insulate our core operations. Furthermore, as energy prices have begun to moderate in the early months of FY 2026-27, we are already seeing a stabilization in our logistics overhead.

Among advanced economies, the United States demonstrated relative strength. Growth was sustained by a resilient labour market and continued technology investment, though monetary policy remained restrictive through the second half of CY 2025 as higher-for-longer interest rate dynamics worked through the system. The Federal Reserve began a cautious easing cycle in late CY 2025, cumulatively reducing rates by approximately 75 basis

points, but held these rates stable in early CY 2026 as energy-driven inflation re-ignited. The Euro Area faced distinct headwinds-weak industrial output in Germany and persistent demand softness kept the regional economy subdued. China, managing a deflationary domestic environment, maintained 4.6% growth largely through export-led expansion, even as trade tensions with the United States and the European Union escalated over tariff disputes.

Globally, elevated public debt and eroding institutional credibility continued to heighten vulnerabilities.

Emerging markets and developing economies as a group demonstrated greater durability than in prior cycles of dollar strength, supported by improved fiscal positions, stronger commodity revenues for exporters, and better external buffers. Nevertheless, trade fragmentation remained a structural concern, and a renewed tariff agenda directed at both adversaries and allies introduced fresh uncertainty into global supply chain planning, causing businesses to delay capital expenditure decisions and moderate merchandise trade flows. Global headline inflation is projected to rise modestly in 2026 before easing in 2027.

Looking ahead, global growth is expected at 3.1% in CY 2026 and 3.2% in CY 2027, assuming that the West Asia conflict remains contained in duration and scope. However, a broader or prolonged conflict-worsening geopolitical fragmentation, triggering reassessment of technology-productivity expectations, or destabilising financial markets through sustained energy price elevation, could materially weaken the recovery path.

Indian Economy

India continued to rank among the fastest-growing major economies globally in FY 2025-26, closing the year as the world's fastest-growing large economy with real GDP estimated at 6.5% as per the IMF's April 2026 projections, well above the global average of 3.1%. This performance was achieved against the backdrop of a weakening rupee, elevated imported inflation from energy prices, and a global trade environment that penalised open economies. The outcome was not one of insulation from global headwinds, but of structural strength that absorbed them.

According to the Second Advance Estimates (base year 2022-23), India's Gross Domestic Product growth is estimated at 7.6% in FY 2025-26. The sustained growth momentum is primarily attributable to robust domestic consumption and investment. FY 2026-27 GDP growth is projected to decline to 6.9%, with heightened uncertainty and rising economic risks due to the West Asia conflict leading to a sharp rise in crude oil prices, disrupted overall energy supply, and disruption of supply chains, putting pressure on input costs and raw material availability.

The growth composition was broadly balanced. Agriculture expanded on the back of favourable monsoon conditions through the kharif season and strong rabi sowing, underpinning rural incomes and moderating food inflation in the first half of the year. This also supported credit performance in agricultural lending portfolios. Manufacturing and construction emerged as the primary contributors to industrial growth-the Index of Industrial Production for March 2026 recorded 4.1% growth, with capital goods output expanding 14.6% year-on-year-a robust

signal of sustained investment activity. Infrastructure and construction goods output grew 6.7%, consistent with continued government spending on roads, railways, and urban infrastructure. Services, India's largest sector and the anchor of urban employment and credit demand, maintained its growth trajectory through the year.

Monetary policy navigated a delicate balance through the year. The Reserve Bank of India (RBI) delivered a cumulative 100 basis points of rate cuts through FY 2025-26, progressively bringing the repo rate down from 6.25% to 5.25%. At its April 2026 Monetary Policy Committee meeting, policymakers voted unanimously to hold rates unchanged, reflecting the assessment that domestic growth momentum remained intact while the West Asia conflict had introduced fresh inflationary risks through energy prices. The system liquidity environment improved materially, as the RBI deployed open market operations, FX swaps, and variable rate repo auctions to ease the structural liquidity deficit that had persisted for much of FY 202425. CPI inflation for FY 2025-26 settled at approximately 4.2%, comfortably within the RBI's tolerance band.

The rupee came under sustained pressure through the year. The USD/INR exchange rate moved from approximately ₹84 at the start of FY 2025-26 to above ₹93 by March 2026, reflecting the combined impact of dollar strength, portfolio outflows, and elevated energy import costs. The RBI intervened periodically to smooth excessive volatility while maintaining its stated policy of market-determined exchange rates. This currency movement created repricing dynamics in import-linked cost structures and import-dependent supply chains—a factor with direct relevance for industries with exposure to global raw material prices.

On the trade front, FY 2025-26 was shaped significantly by India's evolving strategic trade posture. Total exports (merchandise and services) were recorded at USD 863.1 billion, a 4.2% year-on-year increase. India concluded a Free Trade Agreement with the European Union in Q4 FY 2025-26, following three years of negotiations, and simultaneously signed an interim bilateral trade deal with the United States, signalling a period of economic cooperation after an embargo. The US, UAE, China, the Netherlands, and the UK remained India's key export destinations. On the fiscal side, the Union Budget for FY 2026-27 continued the direction of prior budgets-fiscal consolidation alongside infrastructure acceleration-with elevated capital expenditure allocation and expanded MSME-oriented credit schemes. The revision in MSME classification thresholds effective April 1, 2025, has more than doubled the investment and turnover ceilings, broadening the addressable universe for formal credit and MSME support programmes.

India's energy security agenda remained a critical pillar of broader economic policy. Amid ongoing geopolitical uncertainties, several nonoil-dependent economies accelerated investments in renewable energy capacity to reduce dependence on imported oil, gas, and coal. India remained aligned with this structural shift, with the National Solar Energy Mission, the National Green Hydrogen Mission, and programmes such as PM Surya Ghar Muft Bijli Yojana sustaining momentum in clean energy capacity addition. Low-emission sources already accounted for nearly 60% of total domestic energy demand, reflecting the

increasing centrality of clean energy in meeting national consumption needs.

Looking ahead, India is expected to maintain its structural growth momentum. Healthy domestic demand, steady private and public investment activity, a supportive fiscal and monetary policy framework, and a stable private sector form a durable foundation. While global uncertaintiesparticularly the trajectory of energy prices and the duration of the West Asia conflict-remain active watchpoints, India's fundamentals continue to differentiate it positively within the emerging market universe. For companies operating in manufacturing and industrials, the domestic demand story, infrastructure pipeline, and policy support for the MSME sector collectively provide a constructive operating environment for the medium term.

Business Impact

For Munish Forge, India's dual engine of infrastructure spending and capital goods expansion (growing at 6.7% and 14.6% respectively) acted as a powerful catalyst for our domestic order book. While the sharp depreciation of the Rupee to ₹93/USD necessitated agile pricing strategies to manage raw material imports, it concurrently bolstered the margin profile and global competitiveness of our export verticals. Furthermore, the RBI's accommodative stance for most of the fiscal year ensured favorable financing conditions in the automotive and farm equipment sectors, directly supporting OEM volumes and driving demand for our precision-engineered automotive forgings

Sources: IMF World Economic Outlook, April 2026 | MoSPI Second Advance Estimates | RBI MPC Statement, June 2026 | IIP March 2026, PIB | Ministry of Statistics & Programme Implementation

Industry Overview

Global Oil and Gas Industry

Global energy markets remained largely wellsupplied during most of FY 2025-26, supported by rising crude oil production from OPEC+ and non-OPEC+ producers, including the United States, Brazil, Canada and Guyana. Demand growth remained relatively modest amid slowing global economic activity, trade-related uncertainties and weaker industrial momentum, with non-OECD economies, particularly China, accounting for most of the incremental consumption. In oil markets, petrochemical feedstocks increasingly drove demand growth, reflecting the gradual shift away from transportation fuels as electric vehicle adoption continued to rise.

Consequently, crude oil prices remained relatively soft for much of the year. Brent crude traded largely in the USD 60-70 per barrel range after briefly falling below USD 60 per barrel in April 2025. While geopolitical tensions, including the Israel-Iran conflict in June 2025, created temporary price spikes, ample global supplies and continued inventory builds kept market conditions broadly balanced.

Natural gas markets were comparatively tighter during the first half of the year due to lower Russian pipeline exports to Europe and limited LNG supply growth. However, conditions eased from mid-2025 onwards as new LNG export capacity, particularly from the United States and Canada, entered the market, improving global supply availability and supporting energy security for importing nations.

The market environment changed significantly during the final weeks of FY 2025-26 following

the escalation of the Middle East conflict in February 2026. The closure of the Strait of Hormuz disrupted a substantial portion of global oil and LNG trade, resulting in one of the largest energy supply shocks in recent history. Gulf oil production declined sharply, strategic petroleum reserves were released by IEA member countries, and Brent crude prices surged above USD 115 per barrel. Given the Strait's importance for both crude oil and LNG exports, the disruption also highlighted the vulnerability of global energy supply chains to geopolitical events.

Overall, FY 2025-26 was characterized by a well-supplied and relatively stable energy market for most of the year, followed by a sharp geopolitical disruption that significantly altered oil and gas market dynamics in its closing weeks.

Future Outlook

The outlook for the industry at the start of FY 2026-27 is closely tied to the trajectory of the Middle East conflict that erupted in the closing weeks of FY 2025-26. As at the date of this report, the United States and Iran have signed an interim memorandum of understanding aimed at ending hostilities, reopening the Strait of Hormuz to commercial shipping and lifting the US naval blockade of Iranian ports, with the International Atomic Energy Agency indicating readiness to begin implementation. Oil prices have eased meaningfully from their conflict-era peaks following this development, with Brent retreating toward the high-USD 70s per barrel. The International Energy Agency has indicated that, should the de-escalation hold and Gulf shipping and production flows normalise, the global oil market could move into a significant supply surplus as early as 2027.

Nevertheless, the agreement remains, at this stage, an interim arrangement rather than a comprehensive and lasting settlement, and a degree of uncertainty is likely to persist over the pace at which shipping insurance, tanker traffic and full Gulf production capacity are restored. The industry outlook for FY 2026-27 should accordingly be viewed in two phases - a nearterm phase of continued volatility and gradual normalisation, followed by a medium-term phase in which renewed non-OPEC+ and OPEC+ supply growth, alongside the ongoing wave of new LNG capacity, is expected to ease global energy balances and support a return to more stable pricing conditions.

Indian Oil and Gas Industry

India, the world's third-largest oil consumer and fourth-largest crude refiner, continues to operate with a structurally high import dependence - around 89% of crude requirement and roughly half of natural gas needs are met through imports, against a refining base of approximately 258 MMTPA that includes the world's largest single refining complex. For most of FY 2025-26, this import bill tracked the broader global trend of soft, range-bound prices: India's crude basket cost opened the fiscal year near USD 68 per barrel in April 2025, rose to around USD 71 by July, and eased back toward USD 60 by early January 2026 as global supply remained ample. Refining throughput, petroleum product consumption and LNG imports (the latter up by a strong double-digit percentage year-on-year) all grew steadily through this period, consistent with India's position as one of the principal sources of incremental global energy demand.

This picture changed sharply with the eruption of the US-Israel-Iran conflict on 28 February 2026 and the closure of the Strait of Hormuz.

India was more exposed than most large importers, with a substantial share of its crude oil and LNG imports - and the bulk of its Gulfsourced LPG supply - transiting the Strait. Domestic LPG prices rose, refiners absorbed sharply higher freight and insurance costs while maintaining normal throughput, and the rupee came under pressure from the resulting import bill. The government and state refiners responded with strategic reserve drawdowns, accelerated diversification toward US, West African and Russian crude, and public assurances that crude supply had been secured for the following weeks; a temporary US Treasury waiver also permitted continued purchases of Russian crude to cushion the shock.

India's strategic reserve cover - generally estimated at under two weeks of net imports, well below that of most large importers - meant the disruption was felt quickly, exposing a longstanding structural weakness in the country's energy security architecture even as the broader economy weathered the shock without major disruption to physical fuel availability.

Future Outlook

For Indian manufacturers and component suppliers with exposure to the oil and gas value chain - including producers of forged flanges, fittings and other pressure-retaining components used across upstream, midstream and downstream installations - the medium-term demand outlook continues to rest on broadly constructive foundations: sustained global upstream investment required to offset field declines, continued expansion of India's own refining and petrochemical capacity, and a multi-year global LNG infrastructure build-out. Near-term order flows and input costs, however, may continue to see some volatility tied to crude price swings and the pace of the conflict's resolution.

Automotive Industry

Overview - FY 2025-26

India's auto component industry has grown into a sector of considerable scale and economic significance, contributing around 2.3% to the country's GDP in FY25 and providing direct employment to over 1.5 million people, a figure the industry expects to climb further as the sector's GDP contribution rises in the coming years. The industry recorded a turnover of Rs. 6,73,557 crore in FY25, having grown at a CAGR of just over 10% between FY20 and FY25, and remains broadly split between an organised segment focused on high-value precision supply to OEMs and a larger, more fragmented unorganised segment that primarily serves the aftermarket with lower-value items. This scale has been underpinned by robust underlying vehicle demand: the two-wheeler segment alone, driven largely by India's expanding middle class, recorded sales of 19.6 million units in FY25, while overall vehicle production in just the first half of FY26 (AprilSeptember) totalled over 1.65 crore units across

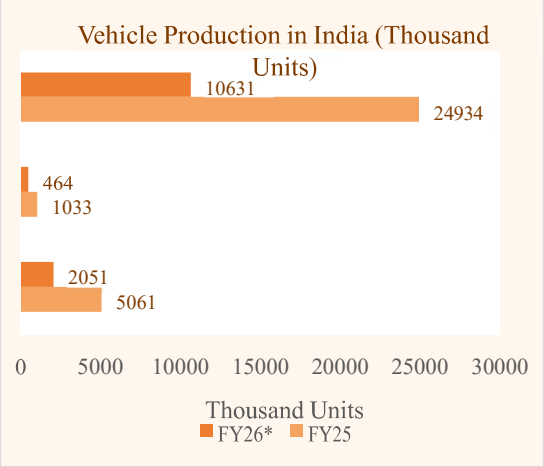

passenger vehicles, commercial vehicles, threewheelers and two-wheelers - a scale of demand that has steadily encouraged both domestic and international component manufacturers to deepen their presence in the country.

Within this turnover, domestic OEM supply accounted for roughly two-thirds of the industry's FY25 revenue (around Rs. 5,70,145 crore, up nearly 9% year-on-year), with the aftermarket contributing a further 11% (Rs. 99,498 crore, up around 4%) and exports making up the remainder. Among the major component categories sold to OEMs, engine components led the mix at roughly 26%, followed by suspension and braking (15%), body and chassis (14%), drivetrain, transmission and steering (13%), and electricals and electronics (11%) - a mix that is expected to gradually shift further toward electricals and electronics as electric vehicle penetration rises.

Exports were a particular area of strength during the year, reaching Rs. 1,92,326 crore in FY25. North America remained the largest export market, accounting for close to a third of total exports with healthy growth, while Asia was the fastest-growing destination, expanding by over 15%; Europe, by contrast, saw a mild decline even as it retained a substantial share of overall exports. This export momentum has been reinforced by continued government support for the sector, including production-linked incentives and customs duty exemptions on capital goods used in lithium-ion cell manufacturing, alongside a rapid build-out of EV charging infrastructure - public charging stations are estimated to have grown at a CAGR of around 78% through FY25 - that has supported the broader shift toward electric and hybrid vehicles. With the government's Automotive Mission Plan 2047 targeting a sharp rise in overall vehicle production over the coming decades (envisaging India among the world's top two automobile producers by volume), and industry estimates - including a McKinsey assessment - pointing to component production scaling toward US$ 145-200 billion by 2030, with exports alone targeted to more than double from current levels to around US$ 60-100 billion, the sector's underlying growth runway remains substantial. A meaningful share of this opportunity is expected to flow to component manufacturers and forging suppliers serving both the conventional OEM value chain and the fast-growing electric vehicle component segment, reinforcing India's position as the world's third-largest automobile market by both value and volume.

Defence Industry

India is home to one of the world's largest and most capable military forces, with a defence manufacturing base spanning fixed-wing aircraft, naval vessels and surface combatants, missiles and missile-defence systems, rotorcraft, submarines, artillery, tactical communications, electronic warfare and land systems. This base has historically been anchored by public sector entities such as Hindustan Aeronautics, Bharat Electronics and Bharat Earth Movers, though the ecosystem has steadily broadened over the past decade to include a growing number of private manufacturers and start-ups. Persistent security concerns along India's northern and western borders have long kept the country among the world's largest importers of defence equipment, even as successive governments have worked to reduce this reliance through the 'Make in India' and 'Atmanirbhar Bharat' frameworks. Policy support for this shift has included liberalised

foreign investment norms - permitting up to 74% foreign ownership via the automatic route, and full ownership with government approval where access to modern technology is involved - alongside a progressively rising domesticsourcing mandate within military procurement and an explicit target of 70% self-reliance in weaponry by 2027. Innovation-focused programmes such as iDEX, working through partner incubators and the Defence India Startup Challenge, have also been used to draw startups and smaller technology firms directly into the defence ecosystem, contributing to a sharp rise in venture funding flowing into India's military-technology start-ups over the past several years.

This broader push gained further, visible momentum during FY 2025-26. Operation Sindoor - India's swift and highly effective military response to the Pahalgam terror attack - showcased the real-world combat performance of several indigenously developed systems, and the credibility this generated translated quickly into commercial demand, both domestically and internationally. Defence exports, which had already grown from around Rs. 686 crore in FY14 to Rs. 23,622 crore in FY25 (a 12% increase over the prior year), continued their climb through the year, with the first half of FY26 alone reaching Rs. 9,131 crore; private sector players have increasingly come to account for a meaningful share of this total alongside the defence public sector undertakings. Domestic production also continued to expand at a healthy pace over the year, while import dependence on traditional suppliers, notably Russia, continued to ease as European and other suppliers gained ground - reflecting a broader diversification of India's defence supply relationships that has accelerated since the Pahalgam-Sindoor episode.

The Union Budget for FY 2026-27 reinforced this trajectory in clear terms, allocating Rs. 7,84,678 crore to defence - the largest allocation of any central ministry, and close to 15% of total central government expenditure. Within this, revenue expenditure is set to rise across the services, with the Army and Navy budgets increasing by around 6% and 7% respectively, even as Air Force spending remains broadly unchanged, while structural reforms in capital allocation - including the consolidation of procurement categories such as aircraft and vehicles - are aimed at enabling more flexible, priority-driven deployment of funds across the armed forces. Looking at the opportunity this creates for the wider manufacturing ecosystem, the government continues to flag aerospace (an estimated Rs. 4,32,700 crore investment opportunity, covering aircraft, helicopters, UAVs and avionics), shipbuilding (around Rs. 3,28,852 crore, spanning naval vessels, submarines and support ships) and missiles and artillery (roughly Rs. 1,81,734 crore) as among the largest avenues open to private and component-level participation in the years ahead - a pipeline of opportunity directly relevant to forging and precision-component suppliers serving this space.

Key Risk Factors

Industry Concentration Risk

Dependency on the performance of certain industries may adversely affect our business, results of operations and financial condition.

The Company derives a significant portion of its revenue from end-user industries such as oil & gas, construction, industrial plants and

infrastructure, automotive, agriculture and tractor equipment, defence, steel accessories and related sectors. Consequently, the Company's performance remains closely linked to the growth and investment trends within these industries. Any slowdown arising from economic uncertainties, regulatory changes, commodity price volatility, geopolitical developments or reduced capital expenditure by customers may adversely impact demand for the Company's products. Such developments could result in lower order inflows, reduced capacity utilisation and pressure on margins, thereby affecting the Company's financial performance. The Company continues to diversify its customer base and end-user industries to mitigate such risks.

Technology Risk

Rapid changes in Technology may render our existing processes obsolete or require significant capital Investments

The forging and engineering industry is witnessing rapid advancements in manufacturing technologies, including automation, digital monitoring systems, precision machining and energy-efficient production processes. Sustaining competitiveness requires continuous investments in technology, process improvements and workforce development. While the Company regularly upgrades its manufacturing capabilities to meet evolving customer requirements, particularly in highprecision sectors such as automotive, railways and defence, future technological developments may necessitate additional capital expenditure. Failure to adapt to changing technological requirements in a timely manner could impact operational efficiency, product competitiveness and long-term growth prospects.

Raw Material & Commodity Risk

Volatility in raw material prices may adversely affect our cost structure and financial performance

The Company's operations are dependent on the availability and pricing of key raw materials, including rounds, billets, strips, pipes, wires and coils. Prices of these inputs are influenced by global and domestic market conditions and can be subject to significant fluctuations. Any sustained increase in raw material costs may adversely affect profitability, particularly where the Company is unable to pass on such cost increases to customers in a timely manner. In addition, disruptions in the supply chain or shortages of critical inputs could impact production schedules and working capital requirements. The Company seeks to manage this risk through prudent procurement practices, supplier diversification and continuous monitoring of commodity markets.

Competitive Risk

Any failure to compete effectively in the highly competitive forged and machined components industry could have a material adverse effect on our business, financial condition, results of operations and cash flows.

The Company operates in a competitive environment characterized by the presence of both domestic and international manufacturers. Competition is driven by factors such as product quality, pricing, technological capabilities, manufacturing efficiency, customer relationships and service standards. Certain competitors may possess larger financial resources, broader product portfolios or greater technological capabilities, enabling

them to respond more effectively to market developments. Increased competition or pricing pressure could impact the Company's market position, profitability and growth prospects. To address this risk, the Company remains focused on enhancing product quality, expanding its capabilities and strengthening customer relationships.

Foreign Exchange (Forex) Risk

Exchange rate fluctuations may adversely affect our business, financial conditions, cash flows and results of operations.

The Company is exposed to foreign currency fluctuations through its export operations and the import of plant, machinery and certain inputs. Movements in exchange rates, particularly involving the Indian Rupee against major currencies such as the US Dollar, Euro and British Pound, may influence revenues, costs and profitability. Although the Company adopts appropriate hedging strategies, including the use of forward contracts where considered necessary, there can be no assurance that such measures will fully offset the impact of adverse currency movements. Significant exchange rate fluctuations may therefore affect the Company's financial performance and cash flows.

Customer Concentration Risk

The Company is dependent on few numbers of customers for sales. The loss of any of these large customers may affect our revenues and profitability.

A meaningful portion of the Company's revenue is generated from a limited number of customers. Accordingly, any reduction in business from key customers, delay in order placements, changes in procurement strategies or loss of major customer relationships could adversely affect revenue growth and profitability. Customer concentration also increases exposure to customer-specific business risks and industry developments. The Company continues to focus on expanding its customer portfolio, increasing its presence across diverse industries and strengthening longterm customer relationships, thereby improving revenue stability and reducing dependence on any single customer or group of customers.

ESG & Sustainability Risk

We prioritize environmental sustainability and comply with environmental regulations to minimize our ecological footprint. We hold Punjab Pollution Control Board (PPCB) permissions for hazardous waste management and water usage, ensuring responsible handling of materials. Our factory operations comply with environmental laws, and we actively monitor air and water quality, manage energy usage, and reduce waste as part of our sustainability initiatives. By integrating these safety, quality, and environmental initiatives into our business strategy, we reinforce our commitment to delivering high-quality, safe, and compliant forged and cast components to defence, automotive, and industrial sectors

Strengths of the Company

Counter-Cyclical Business Model and Sectoral Diversification

MFL has built a resilient revenue framework by strategically diversifying across five distinct capital expenditure cycles: Infrastructure, Oil & Gas, Automotive, Railways, and Defense. By reducing its historical dependency on a single product line-such as Flanges-and pivoting toward high-growth sectors like Defense and

Railways, the company has insulated itself against sector-specific downturns. This naturally counter-cyclical model captures value across the broader economic development trajectory of
India.

Integrated "One-Stop Shop" Manufacturing Capabilities

The recent operationalisation of the new casting division (effective April 1, 2024) represents a significant milestone in MFL's value chain. By integrating forging, machining, and casting under one umbrella, MFL can now manufacture complex, critical components that were previously technically challenging. This integration streamlines the production process, reduces lead times, and positions the company as a preferred "One-Stop Shop" for global OEMs

Global Quality Moat and International Market Credibility

MFL's ability to generate over 60% of its revenue from exports to developed markets like the USA, UK, and Europe is a testament to its world-class quality standards. The company maintains a stringent three-tier quality assurance system and holds critical international certifications, including ISO 9001:2015, IATF 16949:2016, and the Pressure Equipment Directive (PED). These certifications act as significant entry barriers, ensuring that MFL remains a reliable supplier for industries with sub-zero operating environments.

Strategic Alignment with National Indigenisation Priorities

MFL is uniquely positioned to benefit from the "Atmanirbhar Bharat" initiative. As an approved supplier to the Indian Army, the company manufactures critical mobility sub-systems, such as battle tank track chains and bomb shells. Furthermore, its recent strategic move into the Railway sector to supply forged buffers and discs aligns perfectly with the Government of
India's massive modernization and electrification projects, creating a recurrent and scalable demand pipeline.

Supply Chain Reliability through Localized Sourcing

MFL reduces global supply chain risks through a localized procurement strategy, sourcing a large chunk of raw materials primarily from trusted suppliers within Punjab. This proximity ensures consistent quality, reduced logistics costs, and operational agility, allowing the company to adapt manufacturing schedules quickly in response to shifting customer demands.

Sustained Customer Equity

MFL's competitive edge is defined by its model of direct engagement with global OEMs and domestic players, which fosters rapid technical feedback and eliminates transactional friction. This structural synergy has created deeply entrenched customer equity, rooted in a longstanding reputation for reliability and integrity. Such "sticky" relationships act as a formidable entry barrier, protecting market share while serving as a strategic launchpad for crosssector expansion. By leveraging these trusted connections, the company can seamlessly upsell high-margin components from its advanced casting and defence units to a loyal, established global audience.

Company Overview & Discussion on Financial Performance

1. Company Overview

Munish Forge Limited (‘Munish Forge’, ‘MFL’ or ‘Our Company’) is a precision-driven engineering powerhouse and a leading manufacturer of high-performance forged and cast components. The Company produces an extensive range of high-integrity, safety-critical components used across diverse sectors, including Defence, Oil & Gas, Automotive, Infrastructure, Agriculture, and the strategically emerging Railway sector.

Recognised as a trusted approved supplier to the Indian Army since 2015, Munish Forge is a key partner in national defence indigenization, manufacturing critical mobility sub-systems such as battle tank track chains and artillery bomb shells. The Company operates from an integrated manufacturing ecosystem in Ludhiana, Punjab, employing a "One-Stop Shop" model that seamlessly combines advanced forging, high-precision machining, and a newly operational casting division (established April 1, 2024). These facilities enable comprehensive operational control over the entire value chainfrom in-house CNC die-making and metallurgical testing to heat treatment and final assembly.

As of March 31, 2025, Munish Forge maintains a robust production infrastructure with an annual flange forging capacity of 12,756 MT and a machining capacity of 7,213 MT, alongside dedicated lines for scaffolding, defence, and tractor components. Headquartered in Ludhiana and established in 1986, the Company brings nearly 40 years of engineering expertise to its operations. It continues to invest in modernised CNC machinery and automated robotic welding to enhance its capability for complex components, enabling it to serve a global clientele where exports consistently contribute over 60% of its annual revenue. Supported by a landmark public listing on the NSE Emerge platform in December 2024, Munish Forge leverages deeply entrenched customer equity-with over 80% of revenue derived from repetitive partners-to drive resilient and sustainable growth.

2. Financial Performance - Overview

FY 2025-26 was a year in which your Company grew its top line, improved its gross margin and materially strengthened its balance sheet, while absorbing a sharp, externally driven increase in the cost of serving its largest export market — a pressure felt across the Indian forging industry during the year. Revenue from Operations rose 4.10% to ₹182.64 crore and Gross Margin improved by 362 basis points to 38.31%. At the same time, the tariff applicable in the United States on Carbon Steel Forged Flanges rose from approximately 10.83% of entered value to approximately 60.83% over the course of the year, and interest income of ₹2.51 crore earned on preference shares in the previous year did not recur. Together, these two factors accounted for the substantial part of the moderation in EBITDA, Profit Before Tax and Profit After Tax during the year.

Financial Performance

- Revenue from Operations increased by 4.10% to ₹182.64 crore (FY 2024-25: ₹175.45 crore).
- Gross Profit increased by 14.95% to ₹69.97 crore (₹60.87 crore) and Gross Margin improved by 362 basis points to 38.31% (34.69%).
- Cost of Materials Consumed declined by 7.06% to ₹118.63 crore (₹127.65 crore) notwithstanding higher revenue, assisted by an approximately 1.61% reduction in average raw material rates and an approximately 10.52% reduction in energy consumption following the commissioning of the Solar Power Project.
- EBITDA was ₹21.43 crore with an EBITDA Margin of 11.73% (₹24.36 crore; 13.89%), principally reflecting a 49.55% increase in Other Expenses on account of the increase in United States tariffs on the Company's exports.
- Profit Before Tax was ₹12.89 crore (₹19.53 crore) and Profit for the Year was ₹10.07 crore (₹14.44 crore). Basic Earnings Per Share was ₹4.82 (₹8.15).

Financial Position

- Shareholders' Funds increased by 87.45% to ₹126.24 crore (₹67.35 crore), reflecting the equity infusion during the year together with profits retained in the business.
- Total Borrowings reduced by 7.02% to ₹55.98 crore (₹60.20 crore). Non-current Borrowings reduced by 62.85% to ₹4.25 crore (₹11.43 crore) following the repayment of term loans aggregating ₹9.70 crore to SIDBI, IDFC Bank and IndusInd Bank during the year.
- Net Debt reduced by 28.53% to ₹38.57 crore (₹53.97 crore) and the Debt / Net Worth ratio improved to 0.44x (0.89x).
- Cash and Bank Balances increased to ₹17.41 crore (₹6.23 crore) and the Current Ratio improved to 1.90x (1.33x).
- Capital Employed increased by 63.50% to ₹132.02 crore (₹80.75 crore).

Your Company therefore enters FY 2026-27 with a substantially larger capital base, lower gearing, improved liquidity and an intact gross margin structure, across an end-user mix spanning Oil & Gas, Automotive, Infrastructure, Agriculture, Defence and Railways. The Indian metal forging market, which generated revenue of approximately USD 11,347 million in 2025 and accounted for 13.2% of global metal forging revenue, is projected by Grand View Research to grow at a compound annual rate of 8.8% between 2026 and 2033, supported by infrastructure investment, defence indigenisation, railway modernisation and the transition to electric vehicles. Management's near-term priorities are the deployment of the enhanced capital base into capacity and capability additions, the further diversification of export markets so as to reduce the concentration of tariff exposure to any single geography, and the sustenance of the gross margin improvement achieved during the year.

3. Results of Operations

The analysis below discusses the movement in each major line of the Statement of Profit and Loss for FY2025-26 against FY2024-25.

	Particulars	As at 31st March 2026	As at 31st March 2025
	INCOME		
	Revenue from Operations	18263.51	17544.6
	Other Income	114.5	360.67
I	Total Income	18378.01	17905.26
	EXPENSES		
	Cost of Materials Consumed	11863.44	12764.69
	Purchase of Traded Goods	-	-
	Changes in Inventories of Finished Goods and Work-in-Progress	(596.95)	(1307.11)
	Employee Benefits Expense	1348.12	1306.36
	Finance Costs	581.71	505.97
	Depreciation and Amortisation Expense	386.41	338.35
	Other Expenses	3506.26	2344.49
II	Total Expenses	17088.99	15952.76
III	Profit Before Tax (I - II)	1289.02	1952.5
	Tax Expense:		
	Current Tax	(263.76)	(495.28)
	Deferred Tax	27.57	(13.05)
IV	Total Tax Expense	(236.19)	(508.33)
V	Profit After Tax (III - IV)	1052.83	1444.17
VI	Share in Profit/(Loss) after Tax of Joint Venture (Net)	(46.15)	0.2
VII	Profit for the Year (V + VI)	1006.68	1444.36

Line-item discussion

Revenue from Operations. Revenue from Operations increased by 4.10% to ₹182.64 crore (FY 202425: ₹175.45 crore), of which revenue from the sale of products was ₹177.84 crore (₹171.85 crore). Notwithstanding a 6.22% reduction in production volume to 8,419.56 MT (8,977.83 MT), revenue grew during the year, reflecting an improvement of approximately 11% in average realisation per tonne arising from a product mix weighted towards higher-value components.

The principal constraint on revenue growth during the year was the escalation of tariffs in the United States on Carbon Steel Forged Flanges, which rose from approximately 10.83% of the entered value to approximately 60.83% in two steps during the year, as described under Other Expenses below. As

the United States is among the Company's principal export markets and exports contribute over 60% of revenue, the escalation affected the landed price competitiveness of the Company's products in that market, constrained export volumes and deferred the finalisation of orders during the latter part of the year.

Beyond tariffs, the Company operated against a set of conditions common to the Indian forging industry as a whole during FY 2025-26. Sudden shifts in trade policy across major markets affected export demand visibility for the sector; continuing geopolitical disruption, including the conflict in West Asia towards the close of the year, raised freight, insurance and input costs and lengthened supply chains; and technological advancement among both domestic and international competitors sustained price pressure across the industry. Reliance on a limited number of export geographies left forging exporters generally, and the Company in particular, exposed to changes in demand and policy in those markets. Set against these pressures, capacity utilisation across organised forging units improved during the year, supported by automation and Industry 4.0 adoption, and the sector continued to invest in technology upgrades and in energy-efficient processes in order to meet global OEM standards — a direction consistent with the Company's own investment in CNC capability, automated robotic welding and captive solar generation.

Region-specific disruptions also affected operations during the year. Tensions along the India-Pakistan border disrupted industrial activity in the region and resulted in shortages of labour, and severe floods in Punjab further interrupted manufacturing activity and labour availability.

Cost of Materials Consumed. Cost of Materials Consumed declined by 7.06% to ₹118.63 crore (₹127.65 crore), notwithstanding the growth in Revenue from Operations. The reduction reflects an approximately 1.61% decline in average raw material rates during the year, the lower production volume referred to above, and a product mix weighted towards higher-realisation components. Separately, the Solar Power Project commissioned in March 2025 delivered a reduction of approximately 10.52% in energy consumption during the year, benefiting the Company's overall manufacturing cost base.

Changes in Inventories. The change in inventories of finished goods, work-in-progress and stock-intrade was ₹(5.97) crore as against ₹(13.07) crore in the previous year. The lower inventory build during the year is primarily attributable to the lower production volume, the Company having manufactured 8,419.56 MT as against 8,977.83 MT in FY 2024-25.

Gross Profit and Gross Margin. Gross Profit increased by 14.95% to ₹69.97 crore (₹60.87 crore) and Gross Margin improved by 362 basis points to 38.31% (34.69%). The improvement is attributable to the combination of higher average realisation per tonne, softer raw material rates and the energy cost savings referred to above. Management expects the benefit of the Solar Power Project and of the improved product mix to be sustained, although raw material rates will continue to be subject to prevailing global and domestic commodity market conditions.

Employee Benefits Expense. Employee benefits expense increased by 3.20% to ₹13.48 crore (FY 2024-25: ₹13.06 crore), reflecting normal annual increments and revisions in employee remuneration

during the year. As a proportion of Revenue from Operations, employee cost was 7.38% as against 7.45% in the previous year.

Other Expenses. Other Expenses increased by 49.55% to ₹35.06 crore (₹23.44 crore). This was the principal driver of the moderation in operating margin during the year, and is attributable predominantly to the increase in United States tariffs on Carbon Steel Forged Flanges. During FY 2024-25 the tariff applicable in the United States on Carbon Steel Forged Flanges was approximately 10.83% of the entered value. In mid-March 2025 the United States Government increased this tariff to approximately
35.83%, and in June 2025 imposed a further 25%, taking the aggregate tariff burden to approximately

60.83% of the entered value. As exports contribute over 60% of the Company's revenue, and the United States is among its principal export markets, the resulting increase in export-related costs accounted for the substantial part of the increase in Other Expenses during the year.

EBITDA and EBITDA Margin. EBITDA was ₹21.43 crore as against ₹24.36 crore in the previous year, a reduction of 12.05%, and EBITDA Margin was 11.73% as against 13.89%. The moderation is attributable principally to the increase in Other Expenses described above, the effect of which more than offset the 362 basis point improvement in Gross Margin achieved during the year. The Company also incurred higher finance-related costs on Letters of Credit utilised for the procurement of materials, as discussed under Finance Costs below.

Depreciation and Amortisation. Depreciation and amortisation expense increased by 14.20% to ₹3.86 crore (FY 2024-25: ₹3.38 crore). The increase is attributable to the higher fixed asset base of the Company and to a full year of charge on assets that had been put to use for only part of the previous year. The Solar Power Project was commissioned in March 2025 and accordingly attracted approximately one month of depreciation in FY 2024-25, against a full twelve months during the year under review; certain plant and machinery acquired in February and March 2025 was likewise charged for a full year during FY 2025-26. Additions to the fixed asset base during the year contributed further to the charge.

Finance Costs. Finance Costs increased by 14.97% to ₹5.82 crore (₹5.06 crore), an increase of ₹0.76 crore. Interest on term loans increased by ₹0.24 crore and interest on unsecured loans by ₹0.20 crore. In the case of term loans the increase arises principally from the timing of drawdown: the machinery term loan from Axis Bank and the term loan from SIDBI were both availed towards the close of FY 2024-25 and therefore bore interest for only a short part of that year, as against a substantially longer period during FY 2025-26. Interest on vehicle loans increased by ₹0.13 crore following additional vehicle finance availed during the year. The balance increase of approximately ₹0.19 crore relates principally to charges on Letters of Credit, the Company having procured a higher volume of materials through Letters of Credit issued in favour of vendors during the year. These increases were partly offset by the reduction in interest arising from the repayment in full of the term loans from IDFC Bank and IndusInd Bank.

Other Income. Other Income declined by 68.25% to ₹1.15 crore (FY 2024-25: ₹3.61 crore). The decline is attributable principally to interest income of ₹2.51 crore earned on preference shares during FY 2024-25, which did not recur during FY 2025-26.

Profit Before Tax. Profit Before Tax declined by 33.98% to ₹12.89 crore (₹19.53 crore). The decline reflects the combined effect of lower EBITDA at ₹21.43 crore (₹24.36 crore), higher Finance Costs at ₹5.82 crore (₹5.06 crore), higher Depreciation and Amortisation at ₹3.86 crore (₹3.38 crore) and the reduction in Other Income referred to above. Of the aggregate decline of ₹6.64 crore in Profit Before Tax, ₹2.47 crore is attributable to the non-recurrence of the preference share interest income.

Tax Expense and Effective Tax Rate. Total Tax Expense for the year was ₹2.36 crore (₹5.08 crore), representing an effective tax rate of 18.32% as against 26.03% in the previous year. The reduction in the effective rate reflects a deferred tax credit of ₹0.28 crore recognised during the year, as against a deferred tax charge of ₹0.13 crore in the previous year, together with a lower current tax charge of ₹2.64 crore (₹4.95 crore).

Profit After Tax, PAT Margin and Earnings Per Share. Profit After Tax was ₹10.53 crore (₹14.44 crore). After accounting for the Company's share of loss of its joint venture of ₹0.46 crore (previous year: share of profit of ₹0.002 crore), Profit for the Year was ₹10.07 crore (₹14.44 crore) and PAT Margin was 5.51% (8.23%). Basic Earnings Per Share was ₹4.82 (₹8.15). The reduction in Earnings Per Share reflects both the lower profit for the year and the enlarged equity share base following the issue of equity shares during the year, Equity Share Capital having increased to ₹24.07 crore from ₹17.71 crore.

4. Financial Position - Analysis of the Balance Sheet

Particulars	As at 31st March 2026	As at 31st March 2025
ASSETS		
Non-current assets		
Property, Plant and Equipment	3820.12	3586.39
Capital work-in-progress	32.29	-
Investment Property	12.35	12.35
Other Intangible Assets	24.29	18.74
Right-of-use Assets	100.88	51.65
Financial Assets		
Investments	1275.56	1181.72
Other Financial Assets	-	-
Other Non-current Assets	957.23	577.39
Total Non-current Assets	6222.72	5428.23

Current assets		
Inventories	6837.81	6025.55
Financial Assets		
Trade Receivables	4165.3	2534.96
Cash and Cash Equivalents	685.23	196.82
Bank Balances other than Cash and Cash Equivalents	1055.45	426.22
Loans	571.99	286.95
Current Tax Assets (Net)	-	-
Other Current Assets	1414.52	1255.28
Total Current Assets	14730.3	10725.77
Total Assets	20953.02	16154.01
EQUITY AND LIABILITIES		
Equity		
Equity Share Capital	2407.03	1771.39
Other Equity	10217.46	4963.37
Total Equity	12624.48	6734.76
Liabilities		
Non-current liabilities		
Financial Liabilities		
Borrowings	424.73	1143.27
Lease Liabilities	33.61	53.7
Deferred Tax Liabilities (Net)	119.68	143.5
Total Non-current Liabilities	578.01	1340.46
Current liabilities		
Financial Liabilities		
Borrowings	5173.26	4877.13
Lease Liabilities	88.42	22.51
Trade Payables:		
Total outstanding dues of micro and small enterprises	72.35	208.21
Total outstanding dues of creditors other than micro and small enterprises	899.2	1353.63
Other Financial Liabilities	749.26	1363.8

Other Current Liabilities	642.75	148.47
Current Tax Liabilities (Net)	125.3	105.04
Total Current Liabilities	7750.53	8078.78
Total Liabilities	8328.54	9419.25
Total Equity and Liabilities	**20953.02**	**16154.01**

The discussion below covers the principal aggregates of the Balance Sheet as at 31 March 2026 as against 31 March 2025.

Capital Employed. Capital employed in the business, being total assets less current liabilities, increased by 63.50% to ₹132.02 crore as at 31 March 2026 from ₹80.75 crore as at 31 March 2025. The increase reflects the equity infusion during the year together with profits retained in the business, deployed into the fixed asset base, inventories, trade receivables and liquid balances.

Shareholders' Funds. Shareholders' funds increased by 87.45% to ₹126.24 crore from ₹67.35 crore. Equity Share Capital increased to ₹24.07 crore from ₹17.71 crore and Other Equity to ₹102.17 crore from ₹49.63 crore, reflecting the issue of equity shares during the year together with the profit for the year of ₹10.07 crore. The strengthened capital base is reflected in the improvement in the Debt / Net Worth ratio to 0.44x from 0.89x.

External Funds and Net Debt. Total borrowings reduced by 7.02% to ₹55.98 crore from ₹60.20 crore. Within this, non-current borrowings reduced by 62.85% to ₹4.25 crore from ₹11.43 crore, the Company having repaid during the year the term loans from SIDBI (₹5.24 crore), IDFC Bank (₹3.40 crore) and IndusInd Bank (₹1.06 crore), aggregating ₹9.70 crore. Current borrowings, comprising principally working capital and export credit facilities, were ₹51.73 crore as against ₹48.77 crore. Cash and bank balances increased to ₹17.41 crore from ₹6.23 crore, and net debt accordingly reduced by 28.53% to ₹38.57 crore from ₹53.97 crore, representing 0.31 times shareholders' funds as against 0.80 times in the previous year.

Gross Block. The gross block of property, plant and equipment increased to ₹84.68 crore from ₹79.51 crore, additions during the year aggregating approximately ₹5.17 crore, and net property, plant and equipment increased to ₹38.20 crore from ₹35.86 crore. Capital work-in-progress as at the close of the year was ₹0.32 crore. Right-of-use assets increased to ₹1.01 crore from ₹0.52 crore and other intangible assets to ₹0.24 crore from ₹0.19 crore. The proceeds of the public issue earmarked for the purchase of plant and machinery had not been utilised as at 31 March 2026.

Working Capital and Liquidity. Net working capital increased to ₹69.80 crore from ₹26.47 crore. Inventories were ₹68.38 crore (₹60.26 crore) and trade receivables ₹41.65 crore (₹25.35 crore), while trade payables reduced to ₹9.72 crore (₹15.62 crore). The Current Ratio accordingly improved to 1.90x from 1.33x. A portion of the increase in current assets represents the unutilised proceeds of the public issue, held in cash, bank and deposit balances pending deployment.

5. Key Financial Ratios

The Company's key financial ratios for the year, together with the comparatives, are set out below.

Ratio	FY 2025-26	FY 2024-25	YoY change
Gross Margin	38.31%	34.69%	+10.42%
EBITDA Margin	11.73%	13.89%	(15.51)%
PAT Margin	5.51%	8.23%	(33.05)%
Return on Net Worth	7.98%	21.45%	(62.80)%
Return on Capital Employed	14.17%	30.44%	(53.45)%
Debt / Net Worth	0.44x	0.89x	(50.40)%
Current Ratio	1.90x	1.33x	+43.15%
Interest Coverage Ratio	3.68x	4.81x	(23.50)%
Inventory Turnover	1.74x	2.12x	(18.10)%
Trade Receivables Turnover	4.38x	6.92x	(36.65)%
Trade Payables Turnover	12.21x	8.17x	+49.36%
Fixed Asset Turnover	4.78x	4.89x	(2.27)%

Notes:

- Ratios have been computed on the basis of closing balances as at the respective year ends.
- Gross Margin = (Revenue from Operations less Cost of Materials Consumed and Changes in Inventories) / Revenue from Operations.
- EBITDA = Profit Before Tax plus Finance Costs plus Depreciation and Amortisation, less Other Income.
- PAT Margin = Profit for the Year / Revenue from Operations.
- Return on Net Worth = Profit for the Year / Shareholders' Funds.
- Return on Capital Employed = (Profit Before Tax plus Finance Costs) / Capital Employed, Capital Employed being Total Assets less Current Liabilities.
- Debt / Net Worth = Total Borrowings / Shareholders' Funds.
- Interest Coverage Ratio = EBITDA / Finance Costs.
- Inventory Turnover = Cost of Materials Consumed / Inventories.
- Trade Receivables Turnover = Revenue from Operations / Trade Receivables.
- Trade Payables Turnover = Cost of Materials Consumed / Trade Payables.
- Fixed Asset Turnover = Revenue from Operations / Net Property, Plant and Equipment.
- YoY change is expressed as the proportionate change over the previous year.

Explanation of significant changes (≥25%) and Return on Net Worth

Return on Net Worth (21.45% to 7.98%). Return on Net Worth declined by 62.80%, on account of two distinct factors. First, the Profit for the Year reduced to ₹10.07 crore from ₹14.44 crore, for the reasons set out in the discussion on the Statement of Profit and Loss above, principally the increase in

United States tariffs on Carbon Steel Forged Flanges and the non-recurrence of interest income of ₹2.51 crore on preference shares. Secondly, and to a greater extent, Shareholders' Funds increased by 87.45% to ₹126.24 crore following the issue of equity shares during the year, thereby materially enlarging the denominator. Had the Profit for the Year been earned on the previous year's net worth, Return on Net Worth would have been 14.95%; the balance of the decline is attributable to the enlarged capital base, the deployment of which into capacity and capability additions is expected to support returns in future periods.

Return on Capital Employed (30.44% to 14.17%). Return on Capital Employed declined by 53.45%. Earnings before interest and tax reduced by 23.91% to ₹18.71 crore, while Capital Employed increased by 63.50% to ₹132.02 crore. The greater part of the decline is therefore attributable to the enlargement of the capital base rather than to the reduction in operating earnings. A portion of the additional capital employed, including the proceeds of the public issue earmarked for the purchase of plant and machinery, had not been deployed as at the close of the year and accordingly did not contribute to earnings during FY 2025-26.

PAT Margin (8.23% to 5.51%). PAT Margin declined by 33.05%, consistent with the reduction in the Profit for the Year against a higher revenue base. The reduction is attributable principally to the 49.55% increase in Other Expenses arising from the increase in United States tariffs, the reduction of ₹2.47 crore in Other Income following the non-recurrence of preference share interest income, and to higher Finance Costs and Depreciation. Gross Margin, by contrast, improved by 362 basis points during the year.

Debt / Net Worth (0.89x to 0.44x). The Debt / Net Worth ratio improved by 50.40%, reflecting the 87.45% increase in Shareholders' Funds together with a 7.02% reduction in total borrowings, including the repayment during the year of term loans aggregating ₹9.70 crore to SIDBI, IDFC Bank and IndusInd Bank. Non-current borrowings reduced by 62.85% to ₹4.25 crore.

Current Ratio (1.33x to 1.90x). The Current Ratio improved by 43.15%. Current assets increased to ₹147.30 crore from ₹107.26 crore, principally on account of higher cash, bank and deposit balances holding the unutilised proceeds of the public issue, together with higher inventories and trade receivables, while current liabilities reduced to ₹77.51 crore from ₹80.79 crore.

Trade Receivables Turnover (6.92x to 4.38x). Trade Receivables Turnover reduced by 36.65%. Trade receivables increased to ₹41.65 crore from ₹25.35 crore, substantially ahead of the 4.10% growth in Revenue from Operations, reflecting a lengthening of the collection cycle during the year. The Company continues to monitor collections closely and does not consider the movement to indicate any impairment in the recoverability of its receivables.

Trade Payables Turnover (8.17x to 12.21x). Trade Payables Turnover increased by 49.36%, trade payables having reduced to ₹9.72 crore from ₹15.62 crore. The reduction reflects the earlier settlement of supplier dues during the year, assisted by the improved liquidity position following the public issue, together with a higher proportion of materials procured against Letters of Credit in favour of vendors rather than on open credit terms.

6. Geographical Performance

The Company's revenue remains well diversified across products and geographies. Flanges remained the mainstay of the portfolio at 44.1% of FY2025-26 revenue, followed by Scaffolding (18.0%), Defence (14.9%), Scrap & Others (12.3%) and Steel Accessories (7.6%). On a geographic basis, exports contributed the majority of revenue [~61.9% – confirm], with the United States, Saudi Arabia, the UAE,

Canada and Germany among the Company's leading markets - a reflection of the confidence global OEMs and Tier-1 suppliers continue to place in the Company's quality and delivery capabilities. This diversified base across Defence, Oil & Gas, Automotive, Construction and Agriculture end-markets reduces dependence on any single sector's cyclicality.

GEOGRAPHIC PERFORMANCE — SALES CHANNEL MIX (FY2026)		
Channel	**₹ Lakhs**	**% of Sales of Products**
Domestic Sales	6,631.5	37.5%
Export Sales	10,953.3	61.9%
SEZ Sales	108.5	0.6%
Total	**17,693.3**	**100.0%**

7. Internal Control Systems and their Adequacy

The Company maintains an adequate system of internal controls, commensurate with the size, scale and nature of its operations, designed to ensure the reliability of financial reporting, safeguarding of assets, compliance with applicable laws and orderly, efficient conduct of business. The controls are reinforced through the roll-out of SAP for real-time monitoring and traceability across operations, periodic internal audits and management review.

8. Cautionary Statement

The financial statements appearing above are in conformity with the accounting principles generally accepted in India. The statements in the Management Discussion and Analysis Report, which may be considered 'forward-looking statements', within the meaning of applicable laws and regulations, have been based on current expectations and projections about future events. The actual results could differ from those expressed or implied. Important factors that could influence the Company's operations include global geopolitical shifts, economic developments within the country, demand and supply conditions in the industry, input prices, changes in Government regulations, tax laws and other factors, such as industrial relations. The Management cannot, however, guarantee that these forward-looking statements will be realised or achieved.

FINANCIAL STATEMENTS

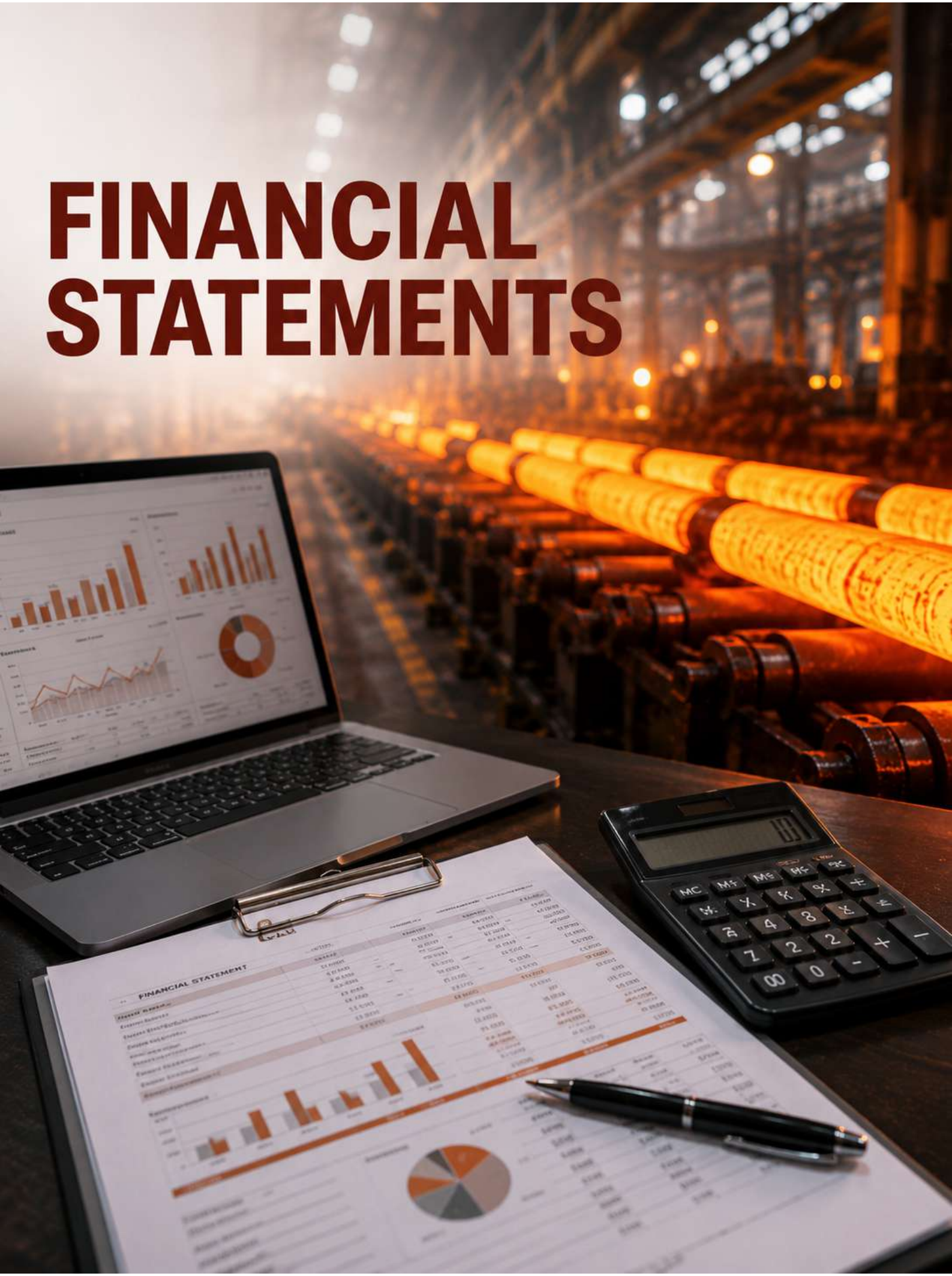

MUNISH FORGE LIMITED
(Formerly known as Munish Forge Private Limited)
CIN-U28910PB1986PLC006950

INDEPENDENT AUDITOR'S REPORT

TO THE MEMBERS OF MUNISH FORGE LIMITED (ERSTWHILE MUNISH FORGE PRIVATE LIMITED)

Report on the Audit of Standalone Financial Statements

Opinion

We have audited the Standalone Financial Statements of MUNISH FORGE LIMITED (ERSTWHILE MUNISH FORGE PRIVATE LIMITED) ("the Company"), having registered office at Village Gobindgarh, Adjoining Phase-VII, Focal Point, Ludhiana, which comprise the Standalone Balance Sheet as at 31st March 2026, and the Standalone Statement of Profit and Loss (including other comprehensive income), the Standalone Cash Flow Statement and the Standalone Statement of Changes in Equity for the year then ended, and notes to the Standalone Financial Statements including a summary of significant accounting policies and other explanatory information.

In our opinion and to the best of our information and according to the explanations given to us, the aforesaid Standalone Financial Statements give the information required by the Act in the manner so required and give a true and fair view in conformity with the Indian Accounting Standards prescribed under section 133 of the Act read with the companies (Indian Accounting Standards) Rules, 2015, as amended, ("Ind AS") and other accounting principles generally accepted in India, of the state of affairs of the Company as at March 31, 2026, and its profit, total comprehensive income, changes in equity and its cash flows for the year ended on that date.

Basis for Opinion

We conducted our audit in accordance with the Standards on Auditing (SAs) specified under section 143(10) of the Companies Act, 2013. Our responsibilities under those Standards are further described in the Auditor's Responsibilities for the Audit of the Financial Statements section of our report. We are independent of the Company in accordance with the Code of Ethics issued by the Institute of Chartered Accountants of India together with the ethical requirements that are relevant to our audit of the financial statements under the provisions of the Companies Act, 2013 and the Rules thereunder, and we have fulfilled our other ethical responsibilities in accordance with these requirements and the Code of Ethics. We believe that the audit evidence we have obtained is sufficient and appropriate to provide a basis for our opinion.

Information Other than the Financial Statements and Auditor's Report thereon

The Company's Board of Directors is responsible for the other information. The other information comprises the information included in the Annual Report, but does not include the Standalone Ind AS financial statements and our auditor's report thereon.

Our opinion on the Standalone Ind AS financial statements does not cover the other information and we do not express any form of assurance conclusion thereon.

In connection with our audit of the Standalone Ind AS financial statements, our responsibility is to read the other information and, in doing so, consider whether such other information is materially inconsistent with the financial statements or our knowledge obtained in the audit or otherwise appears to be materially misstated. If, based on the work we have performed, we conclude that there is a material misstatement of this other information; we are required to report that fact. We have nothing to report in this regard.

Management's Responsibility for the Standalone Financial Statements

The Company's Board of Directors is responsible for the matters stated in Section 134(5) of the Companies Act, 2013 ("the Act") with respect to the preparation of these Standalone Ind AS financial statements that give a true and fair view of the financial position, financial performance including other comprehensive income, cash flows and changes in equity of the Company in accordance with accounting principles generally accepted in India, including the Indian Accounting Standards (Ind AS) specified under section 133 of the Act, read with the Companies (Indian Accounting Standards) Rules, 2015, as amended. This responsibility also includes maintenance of adequate accounting records in accordance with the provisions of the Act for safeguarding of the assets of the Company and for preventing and detecting frauds and other irregularities; selection and application of appropriate accounting policies; making judgments and estimates that are reasonable and prudent; and the design, implementation and maintenance of adequate internal financial control that were operating effectively for ensuring the accuracy and completeness of the accounting records, relevant to the preparation and presentation of the Ind AS financial statements that give a true and fair view and are free from material misstatement, whether due to fraud or error.

In preparing the Standalone financial statements, management is responsible for assessing the Company's ability to continue as a going concern, disclosing, as applicable, matters related to going concern and using the going concern basis of accounting unless management either intends to liquidate the Company or to cease operations, or has no realistic alternative but to do so.

The Board of Directors are also responsible for overseeing the Company's financial reporting process.

Auditor's Responsibilities for the Audit of the Financial Statements

Our objectives are to obtain reasonable assurance about whether the financial statements as a whole are free from material misstatement whether due to fraud or error and to issue an auditor's report that includes our opinion. Reasonable assurance is a high level of assurance but is not a guarantee that an audit conducted in accordance with Standards on Auditing will always detect a material misstatement when it exists. Misstatements can arise from fraud or error and are considered material if individually or in the aggregate they could reasonably be expected to influence the economic decisions of users taken on the basis of these financial statements.

As part of an audit in accordance with Standards on Auditing we exercise professional judgment and maintain professional skepticism throughout the audit. We also:

- Identify and assess the risks of material misstatement of the financial statements whether due to fraud or error design and perform audit procedures responsive to those risks and obtain audit evidence that is sufficient and appropriate to provide a basis for our opinion. The risk of not detecting a material misstatement resulting from fraud is higher than for one resulting from error as fraud may involve collusion forgery intentional omissions misrepresentations or the override of internal control.
- Obtain an understanding of internal controls relevant to the audit in order to design audit procedures that are appropriate in the circumstances. Under Section 143(3)(i) of the Act we are also responsible for explaining our opinion on whether the Company has adequate internal financial controls system in place and the operating effectiveness of such controls.
- Evaluate the appropriateness of accounting policies used and the reasonableness of accounting estimates and related disclosures made by management.
- Conclude on the appropriateness of management's use of the going concern basis of accounting and based on the audit evidence obtained whether a material uncertainty exists related to events or conditions that may cast significant doubt on the Company's ability to continue as a going concern. If we conclude that a material uncertainty exists, we are required to draw attention in our auditor's report to the related disclosures in the financial statements or if such disclosures are inadequate to

modify our opinion. Our conclusions are based on the audit evidence obtained up to the date of our auditor's report. However future events or conditions may cause the Company to cease to continue as a going concern.

- Evaluate the overall presentation structure and content of the financial statements including the disclosures and whether the financial statements represent the underlying transactions and events in a manner that achieves fair presentation.

Materiality is the magnitude of misstatements in the Standalone Financial Statements that, individually or in aggregate, makes it probable that the economic decisions of a reasonably knowledgeable user of the Standalone Financial Statements may be influenced. We consider quantitative materiality and qualitative factors in (i) planning the scope of our audit work and in evaluating the results of our work; and (ii) to evaluate the effect of any identified misstatements in the Standalone financial statements.

We communicate with those charged with governance regarding among other matters the planned scope and timing of the audit and significant audit findings including any significant deficiencies in internal control that we identify during our audit.

We also provide those charged with governance with a statement that we have complied with relevant ethical requirements regarding independence and to communicate with them all relationships and other matters that may reasonably be thought to bear on our independence and where applicable related safeguards.

From the matters communicated with those charged with governance we determine those matters that were of most significance in the audit of the financial statements of the current period and are therefore the key audit matters. We describe these matters in our auditor's report unless law or regulation precludes public disclosure about the matter or when in extremely rare circumstances, we determine that a matter should not be communicated in our report because the adverse consequences of doing so would reasonably be expected to outweigh the public interest benefits of such communication.

Report on Other Legal and Regulatory Requirements

As required by the Companies (Auditor's Report) Order, 2020 ("the Order") issued by the Central Government of India in terms of Section 143 (11) of the Act, we give in the "Annexure A" a statement on the matters specified in paragraphs 3 and 4 of the Order, to the extent applicable.

(A) As required by Section 143(3) of the Act, we report that:

(a) We have sought and obtained all the information and explanations which to the best of our knowledge and belief were necessary for the purposes of our audit.

(b) In our opinion, proper books of account as required by law have been kept by the Company so far as it appears from our examination of those books.

(c) The Standalone Balance Sheet, the Standalone Statement of Profit and Loss (including other comprehensive income), the Standalone Statement of changes in equity and the Standalone Cash Flow Statement dealt with by this Report are in agreement with the books of account.

(d) In our opinion, the aforesaid Standalone Ind AS financial statements comply with the Indian Accounting Standards specified under section 133 of the Act, read with Companies (Indian Accounting Standards) Rules, 2015, as amended;

(e) On the basis of the written representations received from the directors as on 31st March, 2026 taken on record by the Board of Directors, none of the directors is disqualified as on 31st March, 2026 from being appointed as a director in terms of Section 164 (2) of the Act.

(f) With respect to the adequacy of the internal financial controls over financial reporting of the Company and the operating effectiveness of such controls, the same is refer to our separate Report in "Annexure B".

(B) With respect to the other matters to be included in the Auditor's Report in accordance with Rule 11 of the Companies (Audit and Auditors) Rules, 2014, in our opinion and to the best of our information and according to the explanations given to us:

(a) The Company, as detailed in note no 35 to the Standalone financial statements, has disclosed the impact of pending litigation on its financial position as at 31st March 2026.

(b) The Company does not have any long-term contracts including derivative contracts for which there were any material foreseeable losses.

(c) There are no amounts which are required to be transferred to the Investor Education and Protection Fund by the Company.

(d) (i) The management has represented that, to the best of its knowledge and belief, other than as disclosed in the note no-50 to the accounts, no funds have been advanced or loaned or invested (either from borrowed funds or share premium or any other sources or kind of funds) by the company to or in any other person(s) or entity(ies), including foreign entities ("Intermediaries"), with the understanding, whether recorded in writing or otherwise, that the Intermediary shall, whether, directly or indirectly lend or invest in other persons or entities identified in any manner whatsoever by or on behalf of the company ("Ultimate Beneficiaries") or provide any guarantee, security or the like on behalf of the Ultimate Beneficiaries;

(ii) The management has represented, that, to the best of its knowledge and belief, other than as disclosed in the note no-51 to the accounts, no funds have been received by the company from any person(s) or entity(ies), including foreign entities ("Funding Parties"), with the understanding, whether recorded in writing or otherwise, that the company shall, whether, directly or indirectly, lend or invest in other persons or entities identified in any manner whatsoever by or on behalf of the Funding Party ("Ultimate Beneficiaries") or provide any guarantee, security or the like on behalf of the Ultimate Beneficiaries; and

(iii) Based on audit procedures which we considered reasonable and appropriate in the circumstances, nothing has come to their notice that has caused them to believe that the representations under sub-clause (i) and (ii) contain any material miss-statement.

(e) The company has not declared or paid any dividend during the year in contravention of the provisions of section 123 of the Companies Act, 2013.

(f) Based on our examination, which included test checks, the Company has used accounting software systems for maintaining its books of account for the financial year ended March 31, 2026 which have the feature of recording audit trail (edit log) facility and the same has operated throughout the year for all relevant transactions recorded in the software systems. Further, during the course of our audit we did not come across any instance of the audit trail feature being tampered with and the audit trail has been preserved by the Company as per the statutory requirements for record retention.

(C) With respect to the matter to be included in the Auditors' Report under Section 197(16) of the Companies Act, 2013, in our opinion and according to the information and explanations given to us, the remuneration paid by the Company to its directors during the year is in accordance with the provisions of Section 197 of the Act and is within the limits prescribed under the said section read with Schedule V of the Act.

For Vinay & Associates
Chartered Accountants
Firm Registration No. 004462N
Peer Review Firm No. 022405

Vidisha Vinay
Partner
Membership No. 548488

Date: 29.05.2026
Place: Ludhiana
UDIN: 26548488AGVWHP9104

MUNISH FORGE LIMITED
(Formerly known as Munish Forge Private Limited)
CIN-U28910PB1986PLC006950

Annexure-A to the Auditors' Report

The Annexure A referred to in paragraph 1 under "Report on other legal and other regulatory requirements" section of Independent Auditors' Report to the members of MUNISH FORGE LIMITED (ERSTWHILE MUNISH FORGE PRIVATE LIMITED) on the Standalone Financial Statements for the year ended 31st March 2026, we report that:

Clause		Matters Reported under the Order
i)	**a**	(A) The company has maintained proper records showing full particulars, including quantitative details and situation of Property, Plant and Equipment. (B) The Company has maintained proper records showing full particular of intangible assets.
	b	Property, Plant and Equipment have been physically verified by the management during the year and there is a regular programme of verification which, in our opinion, is reasonable having regards to the size of the company and the nature of its assets and as informed, no material discrepancies were noticed on such verification;
	c	Based on our examination of the title deeds of all the immovable properties disclosed in the financial statements, all immovable properties are held in the name of the company.
	d	The company has not revalued its Property, Plant and Equipment (including Right of Use assets) during the year;
	e	No proceedings have been initiated during the year or are pending against the Company as at March 31, 2026 for holding any benami property under the Benami Transactions (Prohibition) Act, 1988 (45 of 1988) and rules made thereunder.
ii)	**a**	As per the information furnished, the inventory has been physically verified by the management during the year. In our opinion, the frequency of verification is reasonable, and, the coverage and procedure of such verification is appropriate having regard to the size of the Company and the nature of its operation. No discrepancies of 10% or more in the aggregate for each class of inventory were noticed between the physical stock of inventory and the books of accounts.
	b	The company has been sanctioned working capital limits in excess of five crore rupees, in aggregate, from banks or financial institutions on the basis of security of current assets. The quarterly returns or statements filed with such banks or financial institutions are in agreement with the books of accounts of the Company.
iii)		Based on the information and explanations provided to us and the audit procedures performed by us, we report the following under Clause 3(iii) of the Companies (Auditor's Report) Order, 2020: (a) During the year, the Company has not provided any advances in the nature of guarantees or securities. The details of loans granted during the year are as follows: 1. The Company granted a loan of Rs. 315.12 lakhs to Tridib Industries Ltd., a related party, which is repayable on demand and carries interest @ 9.6% per annum. The outstanding balance of such loan as at 31 March 2026 was Rs. 571.99 lakhs. 2. The Company has not provided any corporate guarantees or securities during the year. (b) There is no fixed repayment schedule for the loan granted to Tridib Industries Ltd., as the loan is repayable on demand. (c) Since the loan is repayable on demand, no amount is overdue as at the Standalone Balance Sheet date. (d) The loans made during the year are on terms that are, in our opinion, not prejudicial to the interest of the Company. (e) Details of loans repayable on demand granted to related parties are as follows:

Clause		Matters Reported under the Order

Name of the Entity	Relationship with the Company	Amount Outstanding as at 31.03.2026 (₹ in lakhs)	% of Total Loans and Advances in the Nature of Loans
Tridib Industries Ltd.	Director has a significant influence	571.99	100%

iv) In our opinion and according to the information and explanations given to us, the Company has complied with the provisions of Section 185 and Section 186 of the Companies Act, 2013, in respect of loans granted, investments made, guarantees given, and security provided by the Company.

v) The Company has not accepted any deposit or amounts which are deemed to be deposits. Hence, reporting under clause 3(v) of the Order is not applicable.

vi) We have been informed that the company is maintaining cost records specified by the Central Government under section 148 of the Companies Act.

vii) a According to the information and explanations given to us and the records examined by us, the company has been regular in depositing the undisputed statutory dues with the appropriate authorities in respect of Provident Fund, ESI, Income Tax and GST and other statutory dues. Accordingly, there are no undisputed statutory dues outstanding as at 31 March 2026 for a period of more than six months from the date they became payable.

b As per information, following statutory dues on account of PSPCL and GST Department is raised against assessment made is outstanding for which appeal has been filed before appropriate authority:

(a) Determined Liabilities:

Sr. No	Nature of demand	Amount	Appeal pending before Appellate authority
1.	Punjab State Power Corporation	20.44 Lacs outstanding demand after depositing 50% of total demand of Rs. 40.88 Lacs	Appeal pending before Punjab & Haryana High Court.

Management is confident to get relief from appellate authority therefore management has decided not to make provision for the same.

(b) Undetermined Liabilities:

The company has received show cause notice from The office of Deputy Commissioner Central GST (Audit) Circle Ludhiana-1 regarding availment of excess input tax credit of GST of Rs. 63,22,225/- for which the company is making presentation to solve the matter therefore no provision is made for this amount.

The Company has also received a TDS demand of Rs. 69,420. The matter is under review by the Company. As the liability is not yet determined, no provision has been made in the financial statements.

viii) According to information and explanation given to us and on the basis of our examination of the record of the company, no transactions relating to previously unrecorded income that have been surrendered or disclosed as income during the year in the tax assessments under the Income Tax Act, 1961.

ix) a According to information and explanation given to us and on the basis of our examination of the record of the company, Company has not defaulted in repayment of loans or other borrowings or in the payment of interest to any lender.

b According to information and explanation given to us and on the basis of our examination of the record of the company has not been declared wilful defaulter by any bank or financial institution or government or any government authority.

c In our opinion and According to information and explanation given to us by the management Term loans have been applied for the purpose for which the loans were obtained;

d According to information and explanation given to us and on the basis of our examination of the record of the company we report that Funds raised on short term basis have been utilised for short term purposes only.

Clause		Matters Reported under the Order
	e	According to the information and explanations given to us and based on our examination of records of the Company, the Company has not taken any funds from any entity or person on account of or to meet the obligations of its subsidiaries, associates or joint ventures.
	f	According to the information and explanations given to us and based on our examination of records of the Company, the Company has not raised loans during the year on the pledge of securities held in its subsidiaries, joint ventures or associate companies.
x)	a	The Company has raised money by way of an Initial Public Offer (IPO) during the year. In our opinion and according to the information and explanations given to us, the funds so raised have been applied for the purposes for which they were raised.
	b	The Company has not made any preferential allotment or private placement of shares or convertible debentures (fully, partially or optionally convertible) during the year. Accordingly, the requirements of clause 3(x)(b) of the Companies (Auditor's Report) Order, 2020 are not applicable.
xi)	a	According to the information and explanations given to us, no fraud on or by the company has been noticed or reported during the course of our audit;
	b	No report under sub-section (12) of section 143 of the Companies Act has been filed in Form ADT-4 as prescribed under rule 13 of Companies (Audit and Auditors) Rules, 2014 with the Central Government, during the year and up to the date of this report.
	c	No whistle-blower complaints were received during the year by the Company.
xii)		In our opinion and according to the information and explanations given to us, the company is not a Nidhi company. Accordingly, clause 3(xii) of the Order is not applicable.
xiii)		According to the information and explanations given to us and based on our examination of the records of the Company, all transactions with the related parties are in compliance with sections 177 and 188 of Companies Act where applicable and the details have been disclosed in the financial statements as required by the applicable Indian accounting standards;
xiv)	a	In our opinion, the Company has an internal audit system commensurate with the size and nature of its business.
	b	We have considered the reports of the Internal Auditors for the period under audit issued till the date of our audit report.
xv)		In our opinion and according to the information and explanations given to us, the Company has not entered into any non-cash transactions with its directors or persons connected with them during the year. Accordingly, the provisions of Section 192 of the Companies Act, 2013 are not applicable.
xvi)		In our opinion, the Company is not required to be registered under section 45-IA of the Reserve Bank of India Act, 1934. Hence, reporting under clause 3(xvi) of the Order is not applicable.
xvii)		The company does not have any Cash losses during the financial year covered by our audit or the immediately preceding financial year.
xviii)		There has been no resignation of the statutory auditors during the year and accordingly reporting under clause 3(xviii) of the order is not applicable.
xix)		On the basis of the financial ratios, ageing and expected dates of realisation of financial assets and payment of financial liabilities, other information accompanying the financial statements, the auditor's knowledge of the Board of Directors and management plans, no material uncertainty exists as on the date of the audit report. The company is capable of meeting its liabilities existing at the date of Standalone Balance Sheet as and when they fall due within a period of one year from the Standalone Balance Sheet date. We, however, state that this is not an assurance as to the future viability of the company. We further state that our reporting is based on the facts up to the date of the audit report and future events or conditions that may cause the Company to cease to continue as a going concern. We neither give any guarantee nor any assurance that all the liabilities falling due within a period of one year from Standalone Balance Sheet date, will get discharged by the company as and when they fall due;

Clause	Matters Reported under the Order
xx)	The Company has no amount remaining unspent under Section 135(5) and Section 135(6) of the Companies Act, 2013. Accordingly, reporting under clause 3(xx) of the Order is not applicable.

For Vinay & Associates
Chartered Accountants
Firm Registration No. 004462N
Peer Review Firm No. 022405

Vidisha Vinay
Partner
Membership No. 548488

Date: 29.05.2026
Place: Ludhiana
UDIN: 26548488AGVWHP9104

MUNISH FORGE LIMITED
(Formerly known as Munish Forge Private Limited)
CIN-U28910PB1986PLC006950

Annexure B to the Independent Auditors' Report

Report on the Internal Financial Controls with reference to the aforesaid Standalone financial statement under Clause (i) of Sub-section 3 of Section 143 of The Companies Act, 2013

(Referred to in paragraph 2(A)(f) under the "Report on Other Legal and Regulatory Requirements" section of our report of even date on the Standalone Financial Statements of MUNISH FORGE LIMITED (ERSTWHILE MUNISH FORGE PRIVATE LIMITED) for the year ended 31st March 2026)

Opinion

We have audited the internal financial controls over financial reporting of MUNISH FORGE LIMITED (ERSTWHILE MUNISH FORGE PRIVATE LIMITED) ("the Company") as on 31 March 2026 in conjunction with our audit of the Standalone Financial Statements of the Company for the year ended on that date.

In our opinion, company has in all material aspect, adequate internal financial control with reference to financial statements and such internal financial controls were operating effectively as at 31 March, 2026, based on the internal financial control with reference to the financial statement criteria established by the company considering the essential component of internal control stated in guidance report on audit of internal financial controls over the financial reporting issued by the Institute of Chartered Accountants of India ("the Guidance Note").

Management's Responsibility for Internal Financial Controls

The Company's management is responsible for establishing and maintaining internal financial controls based on the internal control over financial reporting criteria established by the Company considering the essential components of internal control stated in the Guidance Note on Audit of Internal Financial Controls over Financial Reporting issued by the Institute of Chartered Accountants of India ('ICAI'). These responsibilities include the design, implementation and maintenance of adequate internal financial controls that were operating effectively for ensuring the orderly and efficient conduct of its business, including adherence to company's policies, the safeguarding of its assets, the prevention and detection of frauds and errors, the accuracy and completeness of the accounting records, and the timely preparation of reliable financial information, as required under the Companies Act, 2013.

Auditors' Responsibility

Our responsibility is to express an opinion on the Company's internal financial controls over financial reporting based on our audit. We conducted our audit in accordance with the Guidance Note on Audit of Internal Financial Controls over Financial Reporting (the "Guidance Note") and the Standards on Auditing, issued by ICAI and deemed to be prescribed under section 143(10) of the Companies Act, 2013, to the extent applicable to an audit of internal financial controls, both applicable to an audit of Internal Financial Controls and, both issued by the Institute of Chartered Accountants of India. Those Standards and the Guidance Note require that we comply with ethical requirements and plan and perform the audit to obtain reasonable assurance about whether adequate internal financial controls over financial reporting was established and maintained and if such controls operated effectively in all material respects.

Our audit involves performing procedures to obtain audit evidence about the adequacy of the internal financial controls system over financial reporting and their operating effectiveness. Our audit of internal financial controls over financial reporting included obtaining an understanding of internal financial controls over financial reporting, assessing the risk that a material weakness exists, and testing and evaluating the design and operating effectiveness of internal control based on the assessed risk. The procedures selected depend on the auditor's judgment, including the assessment of the risks of material misstatement of the financial statements, whether due to fraud or error.

We believe that the audit evidence we have obtained is sufficient and appropriate to provide a basis for our audit opinion on the Company's internal financial controls system over financial reporting.

Meaning of Internal Financial Controls with reference to Financial Statements

A company's internal financial control over financial reporting is a process designed to provide reasonable assurance regarding the reliability of financial reporting and the preparation of financial statements for external purposes in accordance with generally accepted accounting principles. A company's internal financial control over financial reporting includes those policies and procedures that (1) pertain to the maintenance of records that, in reasonable detail, accurately and fairly reflect the transactions and dispositions of the assets of the company; (2) provide reasonable assurance that transactions are recorded as necessary to permit preparation of financial statements in accordance with generally accepted accounting principles, and that receipts and expenditures of the company are being made only in accordance with authorizations of management and directors of the company; and (3) provide reasonable assurance regarding prevention or timely detection of unauthorized acquisition, use, or disposition of the company's assets that could have a material effect on the financial statements.

Inherent Limitations of Internal Financial Controls over Financial Reporting

Because of the inherent limitations of internal financial controls over financial reporting, including the possibility of collusion or improper management override of controls, material misstatements due to error or fraud may occur and not be detected. Also, projections of any evaluation of the internal financial controls over financial reporting to future periods are subject to the risk that the internal financial control over financial reporting may become inadequate because of changes in conditions, or that the degree of compliance with the policies or procedures may deteriorate.

For Vinay & Associates
Chartered Accountants
Firm Registration No. 004462N
Peer Review Firm No. 022405

Vidisha Vinay
Partner
Membership No. 548488

Date: 29.05.2026
Place: Ludhiana
UDIN: 26548488AGVWHP9104

MUNISH FORGE LIMITED
(Formerly known as Munish Forge Private Limited)
CIN-U28910PB1986PLC006950

Standalone Financial Statements for the year ended 31st March 2026

Standalone Balance Sheet

(₹ in Lakhs, unless otherwise stated)

Particulars	Note No.	As at 31st March 2026	As at 31st March 2025
ASSETS			
Non-current assets			
Property, Plant and Equipment	3	3820.12	3586.39
Capital work-in-progress	4	32.29	-
Investment Property	5	12.35	12.35
Other Intangible Assets	6	24.29	18.74
Right-of-use Assets	7	100.88	51.65
Financial Assets			
Investments	8	1321.71	1181.52
Other Financial Assets		-	-
Other Non-current Assets	9	957.23	577.39
Total Non-current Assets		**6268.87**	**5428.04**
Current assets			
Inventories	10	6837.81	6025.55
Financial Assets			
Trade Receivables	11	4165.30	2534.96
Cash and Cash Equivalents	12	685.23	196.82
Bank Balances other than Cash and Cash Equivalents	13	1055.45	426.22
Loans	14	571.99	286.95
Current Tax Assets (Net)	15(a)	-	-
Other Current Assets	15(b)	1414.52	1255.28
Total Current Assets		**14730.30**	**10725.77**
Total Assets		**20999.17**	**16153.81**
EQUITY AND LIABILITIES			
Equity			
Equity Share Capital	16	2407.03	1771.39
Other Equity	17	10263.61	4963.18
Total Equity		**12670.63**	**6734.56**
Liabilities			
Non-current liabilities			
Financial Liabilities			
Borrowings	18	424.73	1143.27
Lease Liabilities	19	33.61	53.70
Deferred Tax Liabilities (Net)	20	119.68	143.50
Total Non-current Liabilities		**578.01**	**1340.46**
Current liabilities			
Financial Liabilities			
Borrowings	21	5173.26	4877.13
Lease Liabilities	22	88.42	22.51
Trade Payables:	23		
Total outstanding dues of micro and small enterprises		72.35	208.21
Total outstanding dues of creditors other than micro and small enterprises		899.20	1353.63
Other Financial Liabilities	24	749.26	1363.80

Particulars	Note No.	As at 31st March 2026	As at 31st March 2025
Other Current Liabilities	25	642.75	148.47
Current Tax Liabilities (Net)	26	125.30	105.04
Total Current Liabilities		**7750.53**	**8078.78**
Total Liabilities		**8328.54**	**9419.25**
Total Equity and Liabilities		**20999.17**	**16153.81**
Material accounting policies and key accounting estimates and judgements	2		
The accompanying notes form an integral part of the financial statements	1 to 69		

The accompanying notes 1 to 69 form an integral part of these standalone financial statements.

As per our report of even date attached

For Vinay & Associates
Chartered Accountants
Firm Registration No. 004462N
Peer Review Firm No. 022405

Vidisha Vinay
Partner
Membership No. 548488

Date: 29.05.2026
Place: Ludhiana
UDIN: 26548488AGVWHP9104

For and on behalf of the Board of Directors of
Munish Forge Limited

Davinder Bhasin
Managing Director
DIN: 00780268

Dev Arjun Bhasin
Director
DIN: 07670554

Manoj Kumar Pandey
Chief Financial Officer

Yogita Dhall
Company Secretary
Membership No. A69919

Standalone Statement of Profit and Loss

(₹ in Lakhs, unless otherwise stated)

	Particulars	Note No.	As at 31st March 2026	As at 31st March 2025
	INCOME			
	Revenue from Operations	27	18263.51	17544.60
	Other Income	28	114.50	360.67
I	**Total Income**		**18378.01**	**17905.26**
	EXPENSES			
	Cost of Materials Consumed	29	11863.44	12764.69
	Purchase of Traded Goods		-	-
	Changes in Inventories of Finished Goods and Work-in-Progress	30	(596.95)	(1307.11)
	Employee Benefits Expense	31	1348.12	1306.36
	Finance Costs	32	581.71	505.97
	Depreciation and Amortisation Expense	33	386.41	338.35
	Other Expenses	34	3506.26	2344.49
II	**Total Expenses**		**17088.99**	**15952.76**
III	**Profit Before Tax (I - II)**		**1289.02**	**1952.50**
	Tax Expense:			
	Current Tax		(263.76)	(495.28)
	Deferred Tax		27.57	(13.05)
IV	**Total Tax Expense**		**(236.19)**	**(508.33)**
V	**Profit After Tax (III - IV)**		**1052.83**	**1444.17**
VI	**Other Comprehensive Income (Net of Tax)**			
	Items that will not be reclassified to profit or loss:			
	Remeasurement of Defined Benefit Plan (Valuation of Gratuity)		(10.71)	14.36
	Gain/(Loss) on Investments designated through OCI		136.23	(3.96)
	Income tax expense/(benefit) relating to items not reclassified to profit or loss		2.70	(3.61)
	Total Other Comprehensive Income (Net of Tax)		**128.22**	**6.79**
VII	**Total Comprehensive Income for the Year (V + VI)**		**1181.05**	**1450.96**
VIII	**Earnings per Equity Share of Rs. 10 each**	**50**		
	Basic (Rs.)		5.04	8.15
	Diluted (Rs.)		5.04	8.15
	Material accounting policies and key accounting estimates and judgements	2		
	The accompanying notes form an integral part of the financial statements	1 to 69		

As per our report of even date attached
For Vinay & Associates
Chartered Accountants
Firm Registration No. 004462N
Peer Review Firm No. 022405

Vidisha Vinay
Partner
Membership No. 548488

Date: 29.05.2026
Place: Ludhiana
UDIN: 26548488AGVWHP9104

For and on behalf of the Board of Directors of
Munish Forge Limited

Davinder Bhasin
Managing Director
DIN: 00780268

Dev Arjun Bhasin
Director
DIN: 07670554

Manoj Kumar Pandey
Chief Financial Officer

Yogita Dhall
Company Secretary
Membership No. A69919

Standalone Statement of Cash Flow

(₹ in Lakhs, unless otherwise stated)

Particulars	Year ended March 31, 2026	Year ended March 31, 2025
A. Cash flow from operating activities		
Net Profit before tax	1289.02	1952.50
Adjustments to reconcile profit before tax to net cash flows:		
Depreciation and Amortisation Expense	386.41	338.35
Other Non-Cash Items	23.20	(236.94)
Profit on revaluation of Investment securities	-	-
Rent Received	(1.32)	(0.11)
Interest Income	(104.17)	(323.07)
Remeasurement of actuarial (gain)/loss	(10.71)	14.36
Loss/(Gain) on Sale of PPE	1.18	0.80
Share Issue Expenses	(1343.80)	-
Net unrealised foreign exchange loss/(gain)	-	-
Interest Expenses	581.71	505.97
Operating profit before working capital changes	**821.52**	**2251.86**
Adjustments for:		
Decrease/(Increase) in non-current assets	(379.85)	(470.90)
Decrease/(Increase) in trade receivables	(1630.34)	(405.36)
Decrease/(Increase) in other current assets	(444.28)	(172.88)
Decrease/(Increase) in inventories	(812.26)	(1226.61)
(Decrease)/Increase in trade payables	(590.29)	331.98
(Decrease)/Increase in other financial liabilities	(614.55)	569.01
(Decrease)/Increase in other current liabilities	494.29	89.08
Cash generated from operations	**(3155.75)**	**966.19**
Direct taxes paid (net)	(243.50)	(452.97)
Net cash generated from/(used in) operating activities	**(3399.25)**	**513.22**
B. Cash flow from investing activities		
Purchase of Property, Plant and Equipment, Intangible Assets and CWIP	(685.83)	(1310.78)
Proceeds from sale of property, plant and equipment	20.80	0.50
Rent Received	1.32	0.11
Interest received	104.17	323.07
Net cash used in investing activities	**(559.54)**	**(987.10)**
C. Cash flow from financing activities		
Repayment of Long Term Borrowings	(1380.91)	(204.57)
Receipt of Long Term Borrowings	662.37	761.06
Receipt/(Repayment) of Short Term Borrowings	296.12	747.78
Principal Payment of Lease Liabilities	(21.58)	(21.58)
Issue of Share Capital	635.64	-
Increase in Securities Premium	5466.50	-
Interest paid	(581.71)	(505.97)
Net cash generated from/(used in) financing activities	**5076.43**	**776.71**
D. Net increase/(decrease) in cash and cash equivalents (A+B+C)	**1117.65**	**302.83**
Cash and cash equivalents at the beginning of the year	623.04	320.21
Cash and cash equivalents at the end of the year	**1740.68**	**623.04**
Components of Cash and Cash Equivalents		
Balance with Banks	672.99	184.86
Cash on Hand	12.25	7.97
Others	-	3.98
Bank Balances other than Cash and Cash Equivalents	1055.45	426.22
Total	**1740.68**	**623.04**

Particulars	Year ended March 31, 2026	Year ended March 31, 2025
Material accounting policies and key accounting estimates and judgements (Refer Note 2)		
The accompanying notes form an integral part of the financial statements (Refer Notes 1 to 69)		

As per our report of even date attached
For Vinay & Associates
Chartered Accountants
Firm Registration No. 004462N
Peer Review Firm No. 022405

Vidisha Vinay
Partner
Membership No. 548488

Date: 29.05.2026
Place: Ludhiana
UDIN: 26548488AGVWHP9104

For and on behalf of the
Board of Directors of
Munish Forge Limited

Davinder Bhasin
Managing Director
DIN: 00780268

Dev Arjun Bhasin
Director
DIN: 07670554

Manoj Kumar Pandey
Chief Financial Officer

Yogita Dhall
Company Secretary
Membership No. A69919

Standalone Statement of Changes in Equity

A. Equity Share Capital

(₹ in Lakhs, unless otherwise stated)

Particulars	As at 31st March 2026	As at 31st March 2025
Balance as at the beginning of the year	1771.39	963.64
Add: Shares issued during the year	635.64	133.20
Add: Bonus Shares issued during the year	-	674.55
Balance as at the end of the year	**2407.03**	**1771.39**

B. Other Equity

(₹ in Lakhs, unless otherwise stated)

Particulars	Securities Premium	General Reserve	Retained Earnings	Remeasurement of Net Defined Benefit Plan (OCI)	Total
Balance as at 1st April 2024	**1401.04**	**1.57**	**1969.84**	**23.87**	**3396.32**
Profit for the year	-	-	1444.17	-	1444.17
Other Comprehensive Income	-	-	-	6.79	6.79
Total Comprehensive Income for the Year	**-**	**-**	**1444.17**	**6.79**	**1450.96**
Issue of Bonus Shares	-	-	(674.55)	-	(674.55)
Allotment of New Shares	1052.28	-	-	-	1052.28
Adjustment	-	-	(261.83)	-	(261.83)
Balance as at 31st March 2025	**2453.32**	**1.57**	**2477.63**	**30.66**	**4963.18**
Profit for the year	-	-	1052.83	-	1052.83
Other Comprehensive Income	-	-	-	128.22	128.22
Total Comprehensive Income for the Year	**-**	**-**	**1052.83**	**128.22**	**1181.05**
IPO Expenses	(1343.80)	-	-	-	(1343.80)
Allotment of New Shares	5466.50	-	-	-	5466.50
Adjustment	-	-	(3.32)	-	(3.32)
Balance as at 31st March 2026	**6576.02**	**1.57**	**3527.15**	**158.87**	**10263.61**

Notes to the Standalone Financial Statements for the year ended 31st March 2026

Note 1: Corporate Information

Munish Forge Limited (formerly known as Munish Forge Private Limited) ("the Company") is a public limited company incorporated in India in the year 1986 under the provisions of the Companies Act applicable at the time, having its Corporate Identification Number (CIN) U28910PB1986PLC006950 and its registered office situated in the State of Punjab, India. The Company is primarily engaged in the manufacturing of forged and machined components. The equity shares of the Company are listed/proposed to be listed on the recognised stock exchange(s) in India. These standalone financial statements were approved for issue by the Board of Directors on the date mentioned in the report.

Note 2: Material Accounting Policies, Estimates and Judgements

Basis of Preparation

These standalone financial statements have been prepared in accordance with the Indian Accounting Standards (Ind AS) notified under Section 133 of the Companies Act, 2013 ("the Act") read with the Companies (Indian Accounting Standards) Rules, 2015, as amended, and other relevant provisions of the Act.

The standalone financial statements have been prepared on a going concern basis, on an accrual basis and under the historical cost convention, except for certain financial assets and liabilities and defined benefit plan assets which are measured at fair value at the end of each reporting period, as required by the relevant Ind AS.

The accounting policies are applied consistently to all the periods presented in these financial statements. All amounts disclosed in the financial statements and notes are presented in Indian Rupees in Lakhs, except share and per share data, unless otherwise stated, and have been rounded off to the nearest two decimals as permitted by Schedule III to the Act.

Current versus Non-current Classification

The Company presents assets and liabilities in the balance sheet based on current/non-current classification. An asset is treated as current when it is expected to be realised or intended to be sold or consumed in the normal operating cycle, held primarily for the purpose of trading, expected to be realised within twelve months after the reporting period, or is cash or a cash equivalent unless restricted from being exchanged or used to settle a liability for at least twelve months after the reporting period. All other assets are classified as non-current.

A liability is treated as current when it is expected to be settled in the normal operating cycle, it is held primarily for the purpose of trading, it is due to be settled within twelve months after the reporting period, or there is no unconditional right to defer settlement for at least twelve months after the reporting period. The Company classifies all other liabilities as non-current. Deferred tax assets and liabilities are classified as non-current assets and liabilities. The operating cycle is the time between the acquisition of assets for processing and their realisation in cash and cash equivalents, which the Company has assessed as twelve months for the purpose of current/non-current classification.

Use of Estimates and Judgements

The preparation of the financial statements in conformity with Ind AS requires management to make judgements, estimates and assumptions that affect the reported amounts of revenues, expenses, assets and liabilities, and the disclosure of contingent liabilities as at the date of the financial statements. Actual results may differ from these estimates. Estimates and underlying assumptions are reviewed on an ongoing basis, with revisions recognised prospectively. Key areas involving significant estimates

include useful lives of property, plant and equipment and intangible assets, fair valuation of financial instruments, provision for employee benefits, recognition of deferred tax assets, allowances for expected credit losses and provisions and contingent liabilities.

Property, Plant and Equipment

Property, plant and equipment are stated at cost of acquisition or construction less accumulated depreciation and accumulated impairment losses, if any. Cost includes the purchase price, import duties and non-refundable taxes, and any directly attributable cost of bringing the asset to its working condition for its intended use, including borrowing costs on qualifying assets where capitalisation criteria are met. Subsequent expenditure is capitalised only when it is probable that future economic benefits associated with the expenditure will flow to the Company; all other repairs and maintenance costs are recognised in the Statement of Profit and Loss as incurred.

Capital work-in-progress comprises the cost of property, plant and equipment that are not yet ready for their intended use and is carried at cost, net of accumulated impairment loss, if any, as at the balance sheet date.

Depreciation is provided on the written down value method over the useful lives of the assets as prescribed under Schedule II to the Companies Act, 2013, or based on management's technical assessment of useful life where materially different from the Schedule II lives. Depreciation on additions is provided on a pro-rata basis from the date the asset is ready for use, and on disposals up to the date of disposal. The residual values, useful lives and depreciation method are reviewed at the end of each financial year and adjusted prospectively, if appropriate. An item of property, plant and equipment is derecognised on disposal or when no future economic benefits are expected from its use or disposal, and the resulting gain or loss is recognised in the Statement of Profit and Loss.

Investment Property

Property held to earn rentals or for capital appreciation, or both, and not for use in the production or supply of goods or services or for administrative purposes, is classified as investment property and is measured initially at cost, including transaction costs. Subsequent to initial recognition, investment property is carried at cost less accumulated depreciation, consistent with the policy for property, plant and equipment.

Intangible Assets

Intangible assets acquired separately are measured on initial recognition at cost and are carried at cost less accumulated amortisation and accumulated impairment losses. Intangible assets, comprising primarily of computer software, are amortised on a straight-line/written down value basis over their estimated useful economic life, generally not exceeding six years, reflecting the pattern in which the asset's economic benefits are consumed.

Leases

The Company assesses at contract inception whether a contract is, or contains, a lease. At the lease commencement date, the Company recognises a right-of-use asset and a corresponding lease liability for all lease arrangements in which it is a lessee, except for short-term leases (lease term of twelve months or less) and leases of low-value assets, for which lease payments are recognised as an expense on a straight-line basis over the lease term. The right-of-use asset is initially measured at cost, comprising the initial amount of the lease liability adjusted for lease payments made at or before the commencement date, plus any initial direct costs, and is subsequently depreciated on a straight-line basis over the shorter of the lease term and the useful life of the underlying asset. The lease liability is initially measured at the present value of the lease payments not paid at the commencement date,

discounted using the Company's incremental borrowing rate, and is subsequently increased by interest and reduced by lease payments made.

Inventories

Inventories, comprising raw materials, packing materials, stores and spares, work-in-progress and finished goods, are valued at the lower of cost and net realisable value. Cost is determined on a weighted average/FIFO basis and includes all costs of purchase, costs of conversion and other costs incurred in bringing the inventories to their present location and condition. Cost of work-in-progress and finished goods includes an appropriate allocation of production overheads based on normal operating capacity. Net realisable value is the estimated selling price in the ordinary course of business less estimated costs of completion and estimated costs necessary to make the sale.

Revenue Recognition

Revenue from contracts with customers is recognised on transfer of control of the promised goods to the customer, at an amount that reflects the consideration the Company expects to be entitled to in exchange for those goods. Revenue from the sale of forged and machined components is recognised at the point in time when control of the goods passes to the customer, generally on dispatch or delivery in accordance with the terms of the contract, and is measured at the transaction price, net of returns, trade discounts and volume rebates, and excluding amounts collected on behalf of third parties such as goods and services tax. Export incentives, including duty drawback and Remission of Duties and Taxes on Exported Products (RoDTEP), are recognised as income on an accrual basis when the right to receive the same is established and there is no significant uncertainty as to the amount and its recovery. Interest income is recognised on a time-proportion basis using the effective interest rate method. Other income, including rent and dividend, is recognised when the right to receive payment is established.

Financial Instruments

Financial assets and financial liabilities are recognised when the Company becomes a party to the contractual provisions of the instrument and are initially measured at fair value, plus, in the case of financial assets and liabilities not at fair value through profit or loss, transaction costs directly attributable to their acquisition or issue. Financial assets are subsequently classified and measured at amortised cost, fair value through other comprehensive income, or fair value through profit or loss, based on the Company's business model for managing the assets and the contractual cash flow characteristics of the asset. Financial liabilities are subsequently measured at amortised cost using the effective interest method, except for financial liabilities designated at fair value through profit or loss. The Company assesses, on a forward-looking basis, the expected credit losses associated with its financial assets carried at amortised cost, and recognises a loss allowance using the simplified approach for trade receivables and the general approach for other financial assets. Financial assets are derecognised when the contractual rights to the cash flows expire or are transferred, and financial liabilities are derecognised when the obligation is discharged, cancelled or expires.

Cash and Cash Equivalents

Cash and cash equivalents comprise cash on hand, demand deposits with banks and other short-term, highly liquid investments with original maturities of three months or less, which are readily convertible into known amounts of cash and are subject to an insignificant risk of changes in value. Bank balances other than cash and cash equivalents represent balances held for specific purposes, such as margin money against guarantees and letters of credit and unpaid dividend accounts, and are presented separately in the balance sheet.

Employee Benefits

Short-term employee benefits, including salaries, wages and compensated absences expected to be settled within twelve months, are recognised as an expense at the undiscounted amount in the period in which the related service is rendered. Contributions to defined contribution plans, such as provident fund, are recognised as an expense when employees have rendered the service entitling them to the contribution. The Company's net obligation in respect of the defined benefit gratuity plan is calculated by estimating the amount of future benefit that employees have earned in return for their service in the current and prior periods, discounted to determine its present value using the projected unit credit method, with actuarial valuations carried out at each balance sheet date. Remeasurements of the net defined benefit liability, comprising actuarial gains and losses, are recognised immediately in other comprehensive income and are not reclassified to profit or loss in subsequent periods.

Borrowing Costs

Borrowing costs directly attributable to the acquisition, construction or production of a qualifying asset that necessarily takes a substantial period of time to get ready for its intended use are capitalised as part of the cost of the asset until such time as the asset is substantially ready for its intended use. All other borrowing costs are recognised as an expense in the Statement of Profit and Loss in the period in which they are incurred.

Taxation

Income tax expense comprises current and deferred tax. Current tax is the expected tax payable on the taxable income for the year, using tax rates enacted or substantively enacted at the balance sheet date, and any adjustment to tax payable in respect of previous years. Deferred tax is recognised on temporary differences between the carrying amounts of assets and liabilities for financial reporting purposes and the corresponding amounts used for taxation purposes, using the balance sheet liability method. Deferred tax assets are recognised to the extent it is probable that future taxable profit will be available against which the temporary differences and unused tax losses, if any, can be utilised. Current and deferred tax are recognised in the Statement of Profit and Loss, except when they relate to items recognised in other comprehensive income or directly in equity, in which case the tax is also recognised in other comprehensive income or directly in equity.

Provisions, Contingent Liabilities and Contingent Assets

Provisions are recognised when the Company has a present obligation, legal or constructive, as a result of a past event, it is probable that an outflow of resources embodying economic benefits will be required to settle the obligation, and a reliable estimate can be made of the amount of the obligation. Provisions are measured at the present value of the expenditure expected to be required to settle the obligation, where the effect of the time value of money is material. Contingent liabilities are disclosed when there is a possible obligation arising from past events whose existence will be confirmed only by the occurrence or non-occurrence of uncertain future events not wholly within the control of the Company, or a present obligation where it is not probable that an outflow of resources will be required, or the amount cannot be measured reliably. Contingent assets are neither recognised nor disclosed unless the inflow of economic benefits is probable, in which case the related asset is disclosed.

Earnings Per Share

Basic earnings per share is calculated by dividing the profit for the year attributable to equity shareholders by the weighted average number of equity shares outstanding during the year. Diluted earnings per share is computed by adjusting the profit for the year and the weighted average number of equity shares outstanding for the effects of all dilutive potential equity shares, if any.

Cash Flow Statement

Cash flows are reported using the indirect method, whereby profit before tax is adjusted for the effects of transactions of a non-cash nature, deferrals or accruals of past or future operating cash receipts or payments, and items of income or expense associated with investing or financing cash flows. Cash flows from operating, investing and financing activities of the Company are segregated accordingly.

Rounding Off

All amounts disclosed in the financial statements and notes have been rounded off to the nearest two decimals in Indian Rupees Lakhs, as per the requirements of Schedule III to the Companies Act, 2013, unless otherwise stated.

Note 3: Property, Plant and Equipment

(₹ in Lakhs)

Particulars	*Freehold Land*	*Buildings*	*Plant & Equipment*	*Furniture & Fixtures*	*Vehicles*	*Office Equipment*	*Computers*	*Total*
Gross Carrying Amount								
Balance as at 31st March 2025	*123.47*	*1020.05*	*5994.97*	*120.18*	*435.44*	*135.70*	*121.28*	*7951.09*
Additions during the year	*-*	*16.13*	*491.76*	*8.67*	*109.23*	*13.25*	*4.50*	*643.54*
Disposals during the year	*-*	*15.24*	*47.86*	*24.03*	*12.87*	*23.43*	*2.96*	*126.40*
Balance as at 31st March 2026	***123.47***	***1020.94***	***6438.88***	***104.82***	***531.80***	***125.52***	***122.82***	***8468.23***
Accumulated Depreciation								
Balance as at 31st March 2025	*-*	*479.88*	*3341.87*	*90.54*	*253.19*	*90.59*	*108.66*	*4364.73*
Depreciation expense for the year	*-*	*32.38*	*264.39*	*6.63*	*45.32*	*8.55*	*3.78*	*361.05*
Eliminated on disposal of assets	*-*	*2.92*	*35.27*	*11.88*	*12.23*	*12.67*	*2.68*	*77.65*
Balance as at 31st March 2026	***-***	***509.35***	***3570.99***	***85.29***	***286.29***	***86.46***	***109.76***	***4648.14***
Net Carrying Amount								
As at 31st March 2026	***123.47***	***511.59***	***2867.89***	***19.52***	***245.51***	***39.06***	***13.06***	***3820.09***
As at 31st March 2025	***123.47***	***540.17***	***2653.10***	***29.64***	***182.25***	***45.12***	***12.62***	***3586.39***

Note 3(i): Details of title deeds of immovable property not held in the name of the Company

The Company does not have any immovable property whose title deeds are not held in the name of the Company.

Note 4: Capital Work-in-Progress

(₹ in Lakhs)

Particulars	*Amount*
Balance as at 31st March 2025	-
Additions during the year	*32.29*
Capitalised / Deductions during the year	-
Balance as at 31st March 2026	***32.29***

CWIP Ageing Schedule (as at 31st March 2026)

CWIP	Less than 1 year	1-2 years	2-3 years	More than 3 years	Total
Projects in progress	32.29	-	-	-	32.29
Projects temporarily suspended	-	-	-	-	-

Note 5: Investment Property

(₹ in Lakhs)

Particulars	*As at 31st March 2026*	*As at 31st March 2025*
Gross Carrying Amount		
Opening Balance as at 1st April	*12.35*	*12.35*
Additions during the year	-	-
Disposals / Transfers	-	-
Closing Balance	***12.35***	***12.35***
Accumulated Depreciation		
Opening Balance	-	-
Depreciation for the year	-	-
Disposal / Adjustment	-	-
Closing Balance	**-**	**-**
Net Carrying Amount	***12.35***	***12.35***

Note 6: Intangible Assets

(₹ in Lakhs)

Particulars	*As at 31st March 2026*	*As at 31st March 2025*
Gross Carrying Amount		
Balance at the beginning of the year	*128.05*	*118.25*
Additions during the year	*10.00*	*9.80*
Deductions during the year	-	-
Balance at the end of the year	***138.05***	***128.05***
Accumulated Amortisation		
Balance at the beginning of the year	*109.31*	*106.43*
Amortisation expense for the year	*4.45*	*2.88*
Deductions for the year	-	-
Balance at the end of the year	***113.76***	***109.31***
Net Carrying Amount	***24.29***	***18.74***

Note 7: Right-of-use Assets

(₹ in Lakhs) -Category: Building

Particulars	As at 31st March 2026	As at 31st March 2025
Gross Carrying Amount		
Balance at the beginning of the year	61.43	-
Additions / Reclassification during the year	70.81	61.43
Disposals during the year	-	-
Balance at the end of the year	**132.24**	**61.43**
Accumulated Amortisation		
Balance at the beginning of the year	9.79	-
Amortisation charge for the year	21.58	21.58
Reversal on disposal of assets	-	(11.79)
Balance at the end of the year	**31.37**	**9.79**
Net Carrying Amount	**100.88**	**51.65**

Note 8: Non-Current Investments

(₹ in Lakhs)

Particulars	As at 31st March 2026	As at 31st March 2025
Investment in unquoted equity instruments, fully paid-up (at fair value through other comprehensive income)	1185.48	1185.48
Add: Foreign exchange translation gain/(loss)	136.23	(3.96)
Total	**1321.71**	**1181.52**

Note 9: Other Non-Current Assets

(₹ in Lakhs)

Particulars	As at 31st March 2026	As at 31st March 2025
Capital Advances	113.61	94.90
Net Defined Benefit Asset	-	14.40
Preliminary Expenses	6.22	7.66
Security Deposits	837.40	460.43
Total	**957.23**	**577.39**

Note 10: Inventories

(₹ in Lakhs)

Particulars	As at 31st March 2026	As at 31st March 2025
Raw Materials	258.17	145.46
Work-in-Progress	4353.76	4003.79
Finished Goods	667.05	390.75
Scrap	53.25	82.57
Stock-in-Trade	-	-
Stores and Spares	1505.58	1402.98
Total (valued at lower of cost and net realisable value)	**6837.81**	**6025.55**

Note 11: Trade Receivables

(₹ in Lakhs)

Particulars	As at 31st March 2026	As at 31st March 2025
Unsecured, considered good	4207.37	2560.57
Unsecured, considered doubtful	-	-
Less: Allowance for Expected Credit Loss	(42.07)	(25.61)
Total	**4165.30**	**2534.96**

Ageing schedule for Trade Receivables (as at 31st March 2026)

Outstanding for following periods from due date of payment	As at 31st March 2026	As at 31st March 2025
Less than 6 months	4030.79	2457.07
6 months - 1 year	116.62	39.84
1-2 years	6.34	7.30
2-3 years	5.59	10.28
More than 3 years	48.03	46.08
Total	**4207.37**	**2560.57**

Note 12: Cash and Cash Equivalents

(₹ in Lakhs)

Particulars	As at 31st March 2026	As at 31st March 2025
Balance with Banks	672.99	184.86
Cheques, drafts on hand	-	-
Cash on Hand	12.25	7.97
Others	-	3.98
Total	**685.23**	**196.82**

Note 13: Bank Balances other than Cash and Cash Equivalents

(₹ in Lakhs)

Particulars	As at 31st March 2026	As at 31st March 2025
SBI Margin Money	2.94	2.74
Axis Bank Margin Money	240.52	227.30
SIDBI FDR* (Original maturity 3-12 months)	-	196.18
Yes Bank Margin Money	811.99	-
Total	**1055.45**	**426.22**

Note 14: Loans

(₹ in Lakhs)

Particulars (Unsecured, considered good)	As at 31st March 2026	As at 31st March 2025
Advance to related party (Tridib Industries Ltd)	571.99	286.95
Total	**571.99**	**286.95**

Note 15(a): Current Tax Assets (Net)

(₹ in Lakhs)

Particulars	As at 31st March 2026	As at 31st March 2025
Advance Tax and TDS (Net of Provision for Tax)	-	-
Total	**-**	**-**

Note 15(b): Other Current Assets

(₹ in Lakhs)

Particulars (Unsecured, considered good)	As at 31st March 2026	As at 31st March 2025
Balances with Government Authorities	1061.44	803.69
Advances to Suppliers	185.23	197.72
Advances to Employees	30.93	34.33
Net Defined Benefit Asset	23.10	25.38
Other Current Assets (Advances to employees and recoverables)	113.82	194.17
Total	**1414.52**	**1255.28**

Note 16: Equity Share Capital

(₹ in Lakhs)

Particulars	As at 31st March 2026	As at 31st March 2025
Authorised:		
2,50,00,000 Equity Shares of Rs. 10 each (previous year: 2,40,00,000 Equity Shares of Rs. 10 each)	2500.00	2400.00
10,00,000 12% Redeemable Cumulative Preference Shares of Rs. 10 each	-	100.00
Total Authorised Capital	**2500.00**	**2500.00**
Issued, Subscribed and Paid-up:		
1,73,24,790 Equity Shares of Rs. 10 each fully paid-up	1732.48	1096.84
67,45,473 Bonus Equity Shares of Rs. 10 each fully paid-up	674.55	674.55
Total Issued, Subscribed and Paid-up Capital	**2407.03**	**1771.39**

(a) Reconciliation of number of Equity Shares outstanding

Particulars	Number of Shares as at 31st March 2026	Amount as at 31st March 2026 (₹ in Lakhs)	Number of Shares as at 31st March 2025	Amount as at 31st March 2025 (₹ in Lakhs)
Shares outstanding at the beginning of the year	17713863	1771.39	9636390	963.64
Shares issued during the year	6356400	635.64	1332000	133.20
Shares bought back during the year	-	-	-	-
Bonus shares issued during the year	-	-	6745473	674.55
Shares outstanding at the end of the year	**24070263**	**2407.03**	**17713863**	**1771.39**

(b) Details of shareholders holding more than 5% of the Equity Shares

Name of Shareholder	*No. of Shares (FY26)*	*% Holding (FY26)*	*No. of Shares (FY25)*	*% Holding (FY25)*
Davinder Bhasin	*11041330*	*45.87%*	*12385330*	*69.92%*
Minakshi Bhasin	*1332000*	*5.53%*	*1332000*	*7.52%*
Dev Arjun Bhasin	*952000*	*3.96%*	*952000*	*5.37%*
Dev Arjuna Enterprises Private Limited	*1061225*	*4.41%*	*1061225*	*5.99%*
Munish Promoters & Developers Private Limited	*1983305*	*8.24%*	*1983305*	*11.20%*

(c) Rights, preferences and restrictions attached to Equity Shares

The Company has only one class of equity shares having a par value of Rs. 10 per share. Each holder of equity shares is entitled to one vote per share. In the event of liquidation of the Company, the holders of equity shares will be entitled to receive the remaining assets of the Company, after distribution of all preferential amounts, in proportion to the number of equity shares held by the shareholder.

(d) During the year, the Company issued 63,56,400 equity shares of Rs. 10 each at a premium of Rs. 86 per share pursuant to its Initial Public Offering (IPO). Accordingly, an amount of Rs. 5,466.50 lakhs has been credited to the Securities Premium Account, being the excess of the issue price over the face value of the equity shares.

(e) No class of shares has been bought back by the Company during the period of five years immediately preceding the current year end.

Note 17: Other Equity

Nature and Purpose of Reserves

Securities Premium: Securities premium represents the premium received on issue of shares over and above their face value, including the premium received on the Company's Initial Public Offering during the year. The reserve is utilised in accordance with the provisions of Section 52 of the Companies Act, 2013.

General Reserve: General reserve represents amounts set aside out of retained earnings in earlier years pursuant to the requirements of erstwhile Companies Act provisions. General reserve is a free reserve available for distribution.

Retained Earnings: Retained earnings represent the cumulative profits of the Company carried forward, net of appropriations, and are available for distribution to shareholders.

Other Comprehensive Income - Remeasurement of Net Defined Benefit Plan: This reserve represents the cumulative gains/(losses) arising on remeasurement of the net defined benefit liability/asset, which is recognised in other comprehensive income and is not reclassified to the Statement of Profit and Loss.

Refer the Standalone Statement of Changes in Equity for the movement in each of the above reserves during the current and previous year.

Note 18: Borrowings (Non-current)

(₹ in Lakhs)

Particulars	*As at 31st March 2026*	*As at 31st March 2025*
Secured - Term Loans from Banks	*687.82*	*1473.78*

Particulars	*As at 31st March 2026*	*As at 31st March 2025*
Less: Current maturities of long-term debt (disclosed under Note 19)	*(263.09)*	*(330.50)*
Total	***424.73***	***1143.27***

Nature of security and terms of repayment:

- Secured Car Loan from ICICI Bank of Rs. 31.90 Lakhs, repayable in 84 monthly instalments of Rs. 0.50 Lakhs, interest rate 8.5% p.a., secured by hypothecation of vehicle.
- Secured Term Loan from SIDBI of Rs. 614.52 Lakhs (Rs. 549.81 Lakhs disbursed up to 31.12.2024), repayable in 54 monthly instalments of Rs. 11.37 Lakhs from January 2025, interest rate 8.30% p.a., secured by hypothecation of the 2000 KW solar power plant and lien on SIDBI fixed deposit of Rs. 190 Lakhs.
- Secured Loan from IndusInd Bank of Rs. 180 Lakhs, repayable in 60 monthly instalments of Rs. 3.78 Lakhs, interest rate 9.50% p.a., secured by immovable property held in the name of Minakshi Bhasin and Usha Kiran Bhasin.
- Secured Loan against Property from IDFC Bank of Rs. 490 Lakhs, repayable in 84 monthly instalments of Rs. 7.95 Lakhs, interest rate 9.25% p.a., secured by hypothecation of leasehold industrial plot at Focal Point, Dhandari Kalan.
- Secured Car Loan from Axis Bank of Rs. 145 Lakhs, repayable in 48 monthly instalments of Rs. 3.58 Lakhs, interest rate 8.55% p.a., secured by hypothecation of vehicle.
- Secured Loan from Axis Bank of Rs. 700 Lakhs, repayable in 60 monthly instalments of Rs. 11.67 Lakhs, interest rate 9.25% p.a., secured by hypothecation of factory land and building at Gobindgarh, Ludhiana and a director's residential property.
- Secured Car Loan from ICICI Bank Ltd of Rs. 29.80 Lakhs, repayable in 36 monthly instalments (Rs. 1.47 Lakhs for 12 months, Rs. 0.94 Lakhs for 12 months, Rs. 0.43 Lakhs for 11 months and Rs. 0.41 Lakhs for 1 month), interest rate 11.80% p.a., secured by hypothecation of the car. Outstanding as at 31st March 2026: Rs. 21.32 Lakhs.
- Secured Car Loan from ICICI Bank Ltd of Rs. 57 Lakhs, repayable in 36 monthly instalments (Rs. 2.81 Lakhs for 12 months, Rs. 1.81 Lakhs for 12 months, Rs. 0.82 Lakhs for 11 months and Rs. 0.79 Lakhs for 1 month), interest rate 11.80% p.a., secured by hypothecation of the car. Outstanding as at 31st March 2026: Rs. 40.77 Lakhs.
- Secured Car Loan from Punjab National Bank of Rs. 13 Lakhs, repayable in 36 monthly instalments of Rs. 0.40 Lakhs, interest rate 7.60% p.a., secured by hypothecation of the car. Outstanding as at 31st March 2026: Rs. 13.00 Lakhs.
- Secured Car Loan from HDFC Bank of Rs. 55 Lakhs, repayable in 40 monthly instalments of Rs. 1.57 Lakhs, interest rate 8.06% p.a., secured by hypothecation of the car. Outstanding as at 31st March 2026: Rs. 50.13 Lakhs.
- Secured Car Loan from Axis Bank Ltd of Rs. 20 Lakhs, repayable in 33 monthly instalments of Rs. 0.71 Lakhs, interest rate 11.80% p.a., secured by hypothecation of the car. Outstanding as at 31st March 2026: Rs. 16.27 Lakhs.
- Secured Car Loan from ICICI Bank Ltd of Rs. 25 Lakhs, repayable in 37 monthly instalments of Rs. 0.77 Lakhs, interest rate 8.35% p.a., secured by hypothecation of the car. Outstanding as at 31st March 2026: Rs. 23.79 Lakhs.
- Secured Car Loan from Axis Bank Ltd of Rs. 170 Lakhs, repayable in 37 monthly instalments of Rs. 5.63 Lakhs, interest rate 11.80% p.a., secured by hypothecation of the car. Outstanding as at 31st March 2026: Rs. 141.45 Lakhs.

Note 19: Lease Liabilities (Non-current)

(₹ in Lakhs)

Particulars	As at 31st March 2026	As at 31st March 2025
Lease Liability	33.61	53.70
Total	**33.61**	**53.70**

Note 20: Deferred Tax Liabilities (Net)

(₹ in Lakhs)

Particulars	As at 31st March 2026	As at 31st March 2025
Depreciation Timing Differences	125.08	142.07
Provision for Expected Credit Losses on Trade Receivables	(10.59)	(6.44)
Valuation of Gratuity	5.18	7.88
Total	**119.68**	**143.50**

Note 21: Borrowings (Current)

(₹ in Lakhs)

Particulars	As at 31st March 2026	As at 31st March 2025
Current maturities of long-term borrowings	263.09	330.50
Secured -from Bank (working capital facilities)	4077.81	3767.37
Unsecured -from Directors	-	307.94
Unsecured -from Others (related parties)	832.36	471.31
Total	**5173.26**	**4877.13**

Working capital facilities (Axis Bank and Yes Bank) are secured by hypothecation of the entire current assets of the Company (present and future), extension of charge on movable fixed assets (except vehicles), equitable mortgage of specified factory and residential immovable properties of the Company and certain directors/relatives, and are additionally supported by personal guarantees of Sh. Davinder Kumar Bhasin, Smt. Minakshi Bhasin and Sh. Dev Arjun Bhasin and corporate guarantees of Munish Promoters & Developers Pvt Ltd and Dev Arjuna Enterprises Pvt Ltd. Unsecured borrowings from directors and related parties are repayable on demand and carry interest at 9.60% p.a.

Note 22: Lease Liabilities (Current)

(₹ in Lakhs)

Particulars	As at 31st March 2026	As at 31st March 2025
Lease Liability	88.42	22.51
Total	**88.42**	**22.51**

Note 23: Trade Payables

(₹ in Lakhs)

Particulars	As at 31st March 2026	As at 31st March 2025
Total outstanding dues of micro and small enterprises	72.35	208.21
Total outstanding dues of creditors other than micro and small enterprises	899.20	1353.63
Total	**971.54**	**1561.83**

Disclosure relating to suppliers registered under the Micro, Small and Medium Enterprises Development Act, 2006 ('MSMED Act') is made to the extent such parties have been identified on the basis of information available with the Company. Trade payables are unsecured, non-interest bearing, and are normally settled within 30 to 45 days.

Ageing schedule for dues to micro and small enterprises (as at 31st March 2026)

Outstanding for following periods from due date of payment	*Not Due*	*Less than 1 year*	*1-2 years*	*2-3 years*	*More than 3 years*	*Total*
Undisputed dues	***-***	***71.03***	***-***	***1.32***	***-***	***72.35***

Ageing schedule for dues to creditors other than micro and small enterprises (as at 31st March 2026)

Outstanding for following periods from due date of payment	*Not Due*	*Less than 1 year*	*1-2 years*	*2-3 years*	*More than 3 years*	*Total*
Undisputed dues	***-***	***895.50***	***2.70***	***0.42***	***0.57***	***899.20***

Note 24: Other Financial Liabilities

(₹ in Lakhs)

Particulars	*As at 31st March 2026*	*As at 31st March 2025*
Payable to Employees	*207.80*	*165.39*
Interest Payable	*9.76*	*7.05*
Payable towards Other Expenses	*216.07*	*885.25*
Statutory Liabilities	*315.63*	*306.11*
Total	***749.26***	***1363.80***

Note 25: Other Current Liabilities

(₹ in Lakhs)

Particulars	*As at 31st March 2026*	*As at 31st March 2025*
Advance from Customers	*642.75*	*148.47*
Total	***642.75***	***148.47***

Note 26: Current Tax Liabilities (Net)

(₹ in Lakhs)

Particulars	*As at 31st March 2026*	*As at 31st March 2025*
Provision for Income Tax (Net of Advance Tax)	*125.30*	*105.04*
Total	***125.30***	***105.04***

Note 27: Revenue from Operations

(₹ in Lakhs)

Particulars	*As at 31st March 2026*	*As at 31st March 2025*
Sale of Products	*17693.26*	*17102.91*

Particulars	As at 31st March 2026	As at 31st March 2025
Other Operating Revenue:		
Commission	24.91	67.93
Income from Job Work	11.19	7.17
Duty Draw Back	139.04	141.93
RoDTEP Account	56.77	75.95
Net Gain on Foreign Currency Transactions/Translation	**338.33**	**148.71**
Total	18263.51	17544.60

Note 28: Other Income

(₹ in Lakhs)

Particulars	As at 31st March 2026	As at 31st March 2025
Interest Income	104.17	323.07
Rent Received	1.32	0.11
Expected Return on Plan Assets	8.35	9.18
Balances Written Off	-	28.12
Miscellaneous Income	0.66	0.19
Total	**114.50**	**360.67**

Note 29: Cost of Materials Consumed

(₹ in Lakhs)

Particulars	As at 31st March 2026	As at 31st March 2025
Opening Stock	145.46	575.16
Add: Purchases	8453.23	8930.18
Add: Direct Expenses:		
Manufacturing Expenses	295.23	349.06
Freight, Cartage & Octroi	28.35	26.79
Electricity Consumed	1146.01	1215.23
Stores Consumed	942.74	810.47
Plating Expenses	148.92	180.26
Wages	961.68	823.00
Less: Closing Stock	**(258.17)**	**(145.46)**
Total	11863.44	12764.69

Note 30: Changes in Inventories of Finished Goods and Work-in-Progress

(₹ in Lakhs)

Particulars	As at 31st March 2026	As at 31st March 2025
Inventories at the beginning of the year:		
Finished Goods	390.75	284.51
Work-in-Progress	4003.79	2810.64
Scrap	82.57	74.85
Total (a)	**4477.11**	**3170.00**
Inventories at the end of the year:		
Finished Goods	667.05	390.75
Work-in-Progress	4353.76	4003.79
Scrap	53.25	82.57
Total (b)	**5074.06**	**4477.11**
Net (Increase)/Decrease in Inventories (a-b)	**(596.95)**	**(1307.11)**

Note 31: Employee Benefits Expense

(₹ in Lakhs)

Particulars	*As at 31st March 2026*	*As at 31st March 2025*
Salaries and Benefits	*1141.06*	*1113.48*
Director Remuneration	*43.22*	*30.66*
Contribution to Provident and Other Funds	*131.51*	*129.53*
Staff Welfare Expenses	*32.32*	*32.68*
Total	***1348.12***	***1306.36***

Note 32: Finance Costs

(₹ in Lakhs)

Particulars	*As at 31st March 2026*	*As at 31st March 2025*
Interest Expenses	*510.17*	*444.60*
Other Borrowing Costs (Bank Charges)	*71.54*	*61.38*
Total	***581.71***	***505.97***

Note 33: Depreciation and Amortisation Expense

(₹ in Lakhs)

Particulars	*As at 31st March 2026*	*As at 31st March 2025*
Depreciation on Property, Plant and Equipment (Note 3)	*364.83*	*316.77*
Amortisation of Right-of-use Assets (Note 7)	*21.58*	*21.58*
Total	***386.41***	***338.35***

Note 34: Other Expenses

(₹ in Lakhs)

Particulars	*As at 31st March 2026*	*As at 31st March 2025*
Auditors' Remuneration	*3.37*	*3.38*
Cartage & Freight Outward	*596.15*	*648.57*
Custom Duty	*1806.34*	*585.96*
Handling Charges	*271.24*	*299.03*
Allowance for Expected Credit Loss	*42.07*	*25.61*
Packing & Forwarding	*186.23*	*221.67*
Repair & Maintenance	*114.76*	*144.34*
Miscellaneous Expenses	*486.11*	*415.94*
Total	***3506.26***	***2344.49***

Note 35: Commitments and Contingencies

(₹ in Lakhs)

A. Contingent liabilities (to the extent not provided for)

Particulars	As at 31st March 2026	As at 31st March 2025
Bank Guarantees given by the Company	413.35	295.91

Particulars	As at 31st March 2026	As at 31st March 2025
Indirect Tax (GST) demands under dispute	99.94	99.94
Direct Tax (TDS) demands under dispute	0.69	-
Litigation - Punjab State Power Corporation Limited	40.88	40.88
Total	**554.86**	**436.73**

The Company is also subject to claims and demands raised by various Government/defence-sector customers and tax authorities in the ordinary course of business, the outcome of which is not currently determinable; management does not expect any material liability to arise therefrom beyond amounts already provided or disclosed above.

B. Corporate Guarantee

Corporate guarantee has been given to India Infoline Ltd against a loan taken by Munish Promoters & Developers Pvt. Ltd. (not a subsidiary of the Company), with an outstanding balance of Rs. 1.80 Lakhs, and to IIFL Home Finance Ltd. with an outstanding balance of Rs. 11.31 Lakhs. The management believes the likelihood of default is remote and therefore no material obligation is expected to arise; accordingly, no provision has been made in this regard.

C. Commitments

Nature	As at 31st March 2026	As at 31st March 2025
Letter of Credit	1278.07	1352.71
Total	**1278.07**	**1352.71**

Estimated amount of contracts remaining to be executed on capital account and not provided for, and uncalled liability on partly paid shares/investments, are not applicable.

D. Undrawn Committed Borrowing Facilities

The Company has sanctioned working capital limits of Rs. 4,165 Lakhs from Axis Bank and Rs. 3,300 Lakhs from Yes Bank as at 31st March 2026 (31st March 2025: Rs. 1,800 Lakhs and Rs. 1,500 Lakhs respectively), of which Rs. 496.33 Lakhs and Rs. 901.43 Lakhs respectively remained undrawn as at 31st March 2026 (31st March 2025: Nil and Rs. 26.68 Lakhs respectively) (Rs. 94.15 Lakhs undrawn from Yes Bank as at 31st March 2024).

Note 36: Segment Reporting

The Company's operations primarily comprise the manufacturing of forged and machined components (including flanges, scaffolding, auto parts, tank track chains, bomb shells and fence posts). The Managing Director, who is the Chief Operating Decision Maker (CODM), reviews the operating results of the business as a single operating segment; accordingly, no separate segment information is required to be disclosed under Ind AS 108. All non-current assets of the Company are located in its country of domicile, India.

Note 37: Related Party Disclosures as per Ind AS 24

(a) Related parties and their relationship

Name of the Related Party	*Nature of Relationship*
Davinder Kumar Bhasin	*Managing Director*
Vishal Anand	*Director*
Dev Arjun Bhasin	*Director*
Manoj Kumar Pandey	*Chief Financial Officer (w.e.f. 01.10.2024)*
Sukhdeep Kaur	*Company Secretary (13.10.2023 to 31.10.2025)*
Yogita Dhall	*Company Secretary (w.e.f. 23.01.2026)*

Name of the Related Party	Nature of Relationship
Gaisu Bhasin, Minakshi Bhasin, Vishesh Mehra, Seema Mehra	Relatives of Key Managerial Personnel
Forgeco Limited, UK	Associate Company (Joint Venture)
Bhasin and Company; Bhasin Infrastructure and Developers Pvt. Ltd.; DABS Collection LLP; Dev Arjuna Cast & Forge Pvt. Ltd.; Dev Arjuna Enterprises Pvt. Ltd.; Dev Arjuna Intertrade Pvt. Ltd.; Eurotops India Pvt. Ltd.; Munish International Pvt. Ltd.; Munish Promoters and Developers Pvt. Ltd.; Rajgadh Kwality Estate Promoters Pvt. Ltd.; Satya Narayan Investment and Trading Company Pvt. Ltd.; Sh. Ram Lal Bhasin haritable Trust; Tridib Industries Ltd.	Entities over which a Director has significant influence

(b) Transactions with related parties during the year

(₹ in Lakhs)

Nature of Transaction	2025-26	2024-25
Director Remuneration	42.47	30.66
Salary to KMP/Relatives	16.34	16.18
Rent Expense	41.85	46.50
Rent Income	1.43	0.11
Purchase of Goods	-	734.17
Sales	825.99	2377.35
Trade Advances Given	0.50	25.72
Trade Advances Returned	2.47	48.94
Business Supervision Expenses	-	14.77
Reimbursement of Expenses	33.02	32.60
Loans and Advances Given	-	20.00
Loans and Advances Received Back	-	20.00
Intercorporate/Director Loans Taken	1051.28	2213.10
Intercorporate/Director Loans Repaid	1059.21	2092.77
Interest Expense	67.98	64.13
Interest Income	49.91	507.21
Intercorporate/Director Loans Given (Tridib Industries Ltd.)	315.12	656.80
Loan Repayment Received (Tridib Industries Ltd.)	75.00	273.80
Redemption of Preference Shares at Premium	-	270.00

(c) Outstanding balances at the year end

(₹ in Lakhs)

Nature	As at 31st March 2026	As at 31st March 2025
Director Remuneration Payable	1.75	0.95
Salary Payable	1.07	0.87
Sundry Payables	0.63	0.42
Unsecured Loan Payable	832.05	779.26
Interest Payable	60.79	51.23
Loan Receivable (Tridib Industries Ltd.)	571.99	286.95
Interest Receivable	49.91	53.54
Other Receivables	4.77	10.38
Trade Receivable	62.43	511.30
Trade Payable	133.19	125.21

(d) Terms and conditions of transactions with related parties

The transactions with related parties are made on terms equivalent to those that prevail in arm's length transactions. Outstanding balances at the year-end are unsecured and settlement occurs in cash. No guarantees have been given or received in respect of related party receivables or payables, other than as disclosed in Note 32. No balances in respect of related parties have been provided for, written off or written back during the year, except as stated above. Related party relationships have been identified by the management and relied upon by the auditors.

Note 38: Employee Benefits (Ind AS 19)

(₹ in Lakhs)

The Company operates a defined benefit Gratuity Plan for its employees, managed by the Company itself. Every employee who has completed at least five years of service is entitled to a gratuity on departure at 15 days' last drawn salary for each completed year of service. The present value of the obligation is determined using the Projected Unit Credit Method. The following disclosures are made in accordance with Ind AS 19:

(a) Reconciliation of opening and closing balances of the Defined Benefit Obligation

Particulars	*As at 31st March 2026*	*As at 31st March 2025*
Present value of obligation at the beginning of the year	*90.97*	*85.09*
Current service cost	*20.50*	*23.92*
Interest cost	*5.13*	*5.94*
Benefits paid	*(12.93)*	*(10.19)*
Actuarial (gain)/loss on obligations	*10.87*	*(13.79)*
Present value of obligation at the end of the year	***114.54***	***90.97***

(b) Reconciliation of opening and closing balances of the fair value of plan assets

Particulars	*As at 31st March 2026*	*As at 31st March 2025*
Fair value of plan assets at the beginning of the year	*130.75*	*116.84*
Adjustment in opening balance	*-*	*14.34*
Expected return on plan assets	*8.35*	*9.18*
Employer contribution	*11.31*	*-*
Benefits paid	*(12.93)*	*(10.19)*
Actuarial gain/(loss) on plan assets	*0.16*	*0.57*
Fair value of plan assets at the end of the year	***137.64***	***130.75***

(c) Net defined benefit asset recognised in the Balance Sheet

Particulars	*As at 31st March 2026*	*As at 31st March 2025*
Fair value of plan assets	*137.64*	*130.75*
Present value of defined benefit obligation	*(114.54)*	*(90.97)*
Net defined benefit asset recognised in the Balance Sheet	***23.10***	***39.78***

(d) Net defined benefit expense recognised in the Statement of Profit and Loss

Particulars	*As at 31st March 2026*	*As at 31st March 2025*
Current service cost	*20.50*	*23.92*
Net interest cost	*5.13*	*5.94*
Expected return on plan assets	*(8.35)*	*(9.18)*
Net defined benefit expense	***17.28***	***20.67***

(e) Remeasurement (gain)/loss recognised in Other Comprehensive Income

Particulars	*As at 31st March 2026*	*As at 31st March 2025*
Actuarial (gain)/loss on obligations	*10.87*	*(13.79)*
Actuarial (gain)/loss on plan assets	*(0.16)*	*(0.57)*
Actuarial (gain)/loss recognised in OCI for the year	***10.71***	***(14.36)***

(f) Actuarial Assumptions

Particulars	**As at 31st March 2026**	**As at 31st March 2025**
Discount rate	6.60% p.a.	6.55% p.a.
Salary growth rate	5.60% p.a.	5.60% p.a.
Withdrawal rate - Age 25 & below	10% p.a.	10% p.a.
Withdrawal rate - Age 25 to 35	40% p.a.	40% p.a.
Withdrawal rate - Age 35 to 45	30% p.a.	30% p.a.
Withdrawal rate - Age 45 to 55	30% p.a.	30% p.a.
Withdrawal rate - Age 55 & above	30% p.a.	30% p.a.
Mortality rate	Indian Assured Lives Mortality (2012-14) table	Indian Assured Lives Mortality (2012-14) table

(g) Sensitivity Analysis (Defined Benefit Obligation)

The sensitivity analysis below has been determined based on reasonably possible changes in the respective assumptions occurring at the end of the reporting period, while holding all other assumptions constant.

Particulars	**As at 31st March 2026**	**As at 31st March 2025**
Discount rate -Increase by 0.5%	113.05	89.75
Discount rate -Decrease by 0.5%	116.06	92.23
Salary growth rate -Increase by 0.5%	116.07	92.23
Salary growth rate -Decrease by 0.5%	113.03	89.73
Withdrawal rate -Increase to 110% of assumed rate	113.03	89.52
Withdrawal rate -Decrease to 90% of assumed rate	116.12	92.50

(h) Expected Future Cash Flows (Undiscounted)

Particulars	*As at 31st March 2026*	*As at 31st March 2025*
Year 1	*33.89*	*25.38*
Year 2	*25.51*	*19.92*
Year 3	*20.94*	*16.68*
Year 4	*16.13*	*13.69*
Year 5	*12.25*	*10.17*
Year 6 to Year 10	*25.24*	*20.76*

Note 39: Corporate Social Responsibility (CSR) Expenditure

In accordance with Section 135 of the Companies Act, 2013 and the Companies (Corporate Social Responsibility Policy) Rules, 2014, the Company is required to spend on CSR activities. The amount spent by the Company towards CSR activities during the year, and the related disclosures, are set out below:

(₹ in Lakhs)

Particulars	*As at 31st March 2026*	*As at 31st March 2025*
Gross amount required to be spent by the Company during the year	*18.01*	*7.57*
Amount carried forward from previous year (unspent, set off against current year obligation)	*1.93*	*-*
Amount spent during the year -on purposes other than construction/acquisition of an asset	*19.50*	*9.50*
Amount spent during the year -on construction/acquisition of an asset	*-*	*-*
Shortfall/(excess) at the end of the year	*(3.42)*	*(1.93)*
Total of previous years' shortfall	*-*	*-*

The Company's CSR spend was applied towards healthcare and other activities covered under Schedule VII of the Companies Act, 2013. No amount has been provided or spent on CSR activities carried out through related parties. The unspent shortfall relates to activities in progress and is not required to be transferred to a fund specified under Schedule VII.

Note 40: Fair Value Measurements

Set out below is a comparison, by class, of the carrying amounts and fair values of the Company's financial instruments, other than those with carrying amounts that are reasonable approximations of fair value. All financial assets and liabilities below are measured at amortised cost and are categorised within Level 3 of the fair value hierarchy (unobservable inputs), as their fair value is not materially different from carrying value given their short-term nature or discounting using rates reflecting current market terms.

(₹ in Lakhs)

Particulars	**Carrying/Fair Value as at 31st March 2026**	**Carrying/Fair Value as at 31st March 2025**
Financial Assets at amortised cost		
Investments (at fair value through other comprehensive income)	1321.71	1181.52
Other Financial Assets (Current)	1055.45	426.22
Trade Receivables	4165.30	2534.96
Cash & Cash Equivalents	685.23	196.82
Loans	571.99	286.95
Financial Liabilities at amortised cost		
Borrowings	5597.99	6020.41
Trade Payables	971.54	1561.83
Lease Liabilities	122.02	76.20
Other Financial Liabilities (Current)	749.26	1363.80

Fair Value Hierarchy: Level 1 - quoted (unadjusted) prices in active markets; Level 2 - inputs other than quoted prices that are observable, directly or indirectly; Level 3 - inputs not based on observable market data. All financial instruments above fall under Level 3, given their unquoted nature. The fair value of unquoted instruments, loans and other financial liabilities is estimated by discounting future cash flows using rates currently available for debt on similar terms, credit risk and remaining maturities.

Secured Term Loan (Ind AS 109 & Ind AS 107)

The Company has availed a secured term loan from a financial institution, which is recognised as a financial liability in accordance with Ind AS 109 – Financial Instruments. The loan is measured at amortised cost, and no fair valuation of the loan has been carried out during the year.

Note 41: Investment Property – Fair Value Adjustment (As per Ind AS 40)

The Company holds an investment property located in Ludhiana, acquired at a cost of Rs. 12.35 lakhs. As at 31st March 2026, the property continues to be carried at its historical cost of Rs. 12.35 lakhs (Note 5). The property remained unused during the year, and no depreciation has been charged thereon. In accordance with Ind AS 40 – Investment Property, the Company has elected the cost model and the property continues to be recognised in the books at cost.

Note 42: Exchange Rate Fluctuation – Custom Duty Security and Foreign Debtors (Ind AS 21)

During the year ended 31st March 2026, the Company recognised foreign exchange gains arising from the revaluation of monetary items denominated in foreign currencies, in accordance with Ind AS 21 – The Effects of Changes in Foreign Exchange Rates. The Company recorded a foreign exchange gain of Rs. 82.94 lakhs on Custom Duty Security and Rs. 164.59 lakhs on the valuation of foreign currency debtors as at 31st March 2026. These exchange differences have been recognised in the Statement of Profit and Loss in accordance with Ind AS 21.

Note 43: Expected Credit Loss on Trade Receivables (Ind AS 109 & Ind AS 12)

In accordance with Ind AS 109 – Financial Instruments, the Company applies the Expected Credit Loss (ECL) model to measure impairment on trade receivables, including receivables from foreign customers, using the simplified approach whereby lifetime expected credit losses are recognised. As at 31st March 2026, trade receivables have been restated at applicable exchange rates in accordance with Ind AS 21. Based on the Company's assessment of recoverability and credit risk, an Expected Credit Loss provision of Rs. 42.07 lakhs has been recognised as at the reporting date (Note 11), charged to the Statement of Profit and Loss under “Allowance for Expected Credit Loss” and presented as a deduction from Trade Receivables in the Balance Sheet. The related tax effect has been recognised as a Deferred Tax Asset in accordance with Ind AS 12.

Note 44: Lease Accounting – Right-of-Use Asset (As per Ind AS 116)

The Company has recognised Right-of-Use (ROU) assets and corresponding lease liabilities for its lease arrangements in accordance with Ind AS 116 – Leases (see also Note 5 for ROU asset movement and Notes 19 and 22 for lease liability balances).

Breakup of Lease Liability

(₹ in Lakhs)

Particulars	As at 31st March 2026	As at 31st March 2025
Current lease liabilities	88.42	22.51
Non-current lease liabilities	33.61	53.70
Total	122.02	76.20

Contractual Lease Liabilities on Undiscounted Basis

(₹ in Lakhs)

Particulars	As at 31st March 2026	As at 31st March 2025
Not later than one year	36.60	29.06
Later than one year and not later than five years	84.37	60.97
Later than five years	42.00	-

The Company has applied the practical expedient in paragraph 6 of Ind AS 116 for short-term leases (term of 12 months or less) and leases of low-value assets; payments on these are recognised on a straight-line basis over the lease term.

Note 45: Foreign Exchange Loss on PCFC (Ind AS 21)

During the year ended 31st March 2026, the Company incurred a foreign exchange loss of Rs. 12.49 lakhs on account of Packing Credit in Foreign Currency (PCFC) (previous year: Rs. 28.57 lakhs). This loss has been recognised in the Statement of Profit and Loss in accordance with Ind AS 21 – The Effects of Changes in Foreign Exchange Rates, and the carrying amount of the PCFC balance, classified under Current Liabilities, has been adjusted accordingly.

Note 46: Security Deposits

The Company has placed security deposits with government authorities and utility service providers such as electricity and telecom departments. These deposits are made in the normal course of business as a prerequisite for availing services and are refundable on termination or discontinuation of the respective services. The security deposits are classified as non-current financial assets as they are not expected to be realised within twelve months from the reporting date. These are measured at cost, which approximates their fair value, as the effect of discounting is not considered material in the context of these deposits. No impairment has been recognised on these deposits, as they are recoverable from creditworthy counterparties, primarily government or regulated entities.

Note 47: Disclosure under the Micro, Small and Medium Enterprises Development Act, 2006

As per the information and records available with the Company, no interest has been provided or paid under the Micro, Small and Medium Enterprises Development Act, 2006, in respect of delayed payments made to Micro and Small Enterprises. The amount of interest, if any, that may be payable in accordance with the provisions of the MSMED Act has not been ascertained and hence not provided for in the books of accounts. The Company will recognise such interest, if any, as and when the liability is determined. Refer Note 23 for the ageing of dues to micro and small enterprises.

Note 48: Capital Management

For the purposes of the Company's capital management, capital includes equity attributable to the equity holders of the Company and all other equity reserves. The primary objective of the Company's capital management is to ensure that it maintains an efficient capital structure and maximises shareholder value. The Company manages its capital structure and makes adjustments in light of changes in economic conditions and the requirements of financial covenants. To maintain or adjust the capital structure, the Company may adjust the dividend payment to shareholders or issue new shares. No changes were made in the objectives, policies or processes for managing capital during the years ended 31st March 2025 and 31st March 2026.

The Company monitors capital using the gearing ratio, which is net debt divided by total capital plus net debt.

(₹ in Lakhs)

Particulars	As at 31st March 2026	As at 31st March 2025
Loans and borrowings (net of Cash and Cash Equivalents and other bank balances)	3857.30	5397.37
Net Debt	3857.30	5397.37
Equity (Total Capital)	12670.63	6734.56
Total Capital and Net Debt	16527.93	12131.93
Gearing Ratio (Net Debt / Capital and Net Debt)	23.34%	44.49%

Note 49: Financial Risk Management Objectives and Policies

The Company's principal financial liabilities, other than derivatives, comprise loans and borrowings and trade and other payables. The main purpose of these financial liabilities is to finance the Company's operations. The Company's principal financial assets include loans, trade and other receivables, and cash and cash equivalents that are derived directly from its operations. The Company is exposed to market risk, credit risk and liquidity risk. The Board of Directors reviews and agrees policies for managing each of these risks, which are summarised below.

(a) Market Risk

Market risk is the risk that the fair value of future cash flows of a financial instrument will fluctuate because of changes in market prices, comprising currency risk, interest rate risk and other price risks. Financial instruments affected by market risk include loans and borrowings, deposits, investments and foreign currency receivables and payables.

(b) Interest Rate Risk

Interest rate risk is the risk that the fair value or future cash flows of a financial instrument will fluctuate because of changes in market interest rates. The Company's exposure to interest rate risk relates primarily to its floating-rate short-term debt obligations. The Company's term loans outstanding comprise fixed-rate loans and are accordingly not exposed to the risk of fluctuation in market interest rates.

(c) Credit Risk

Credit risk is the risk that a counterparty will not meet its obligations under a financial instrument or customer contract, leading to a financial loss. The Company is exposed to credit risk from its operating activities (primarily trade receivables) and from its financing activities, including deposits with banks and other financial instruments. Customer credit risk is managed based on the Company's established policies and procedures; outstanding receivables are regularly monitored, and an impairment analysis

is performed at each reporting date using the lifetime expected credit loss method based on a provision matrix. The Company evaluates the concentration of credit risk with respect to trade receivables as low, and does not hold collateral as security.

(₹ in Lakhs)

Particulars	As at 31st March 2026	As at 31st March 2025
Financial assets measured using 12-month Expected Credit Loss (ECL):		
Cash and Cash Equivalents	685.23	196.82
Other Current Financial Assets	1055.45	426.22
Other Non-current Financial Assets	-	-
Financial assets measured using Lifetime Expected Credit Loss (ECL):		
Trade Receivables (gross)	4207.37	2560.57

The ageing analysis of trade receivables has been considered from the date the invoice falls due:

(₹ in Lakhs)

Particulars	As at 31st March 2026	As at 31st March 2025
0 to 180 days past due date	4030.79	2457.07
More than 180 days past due date	176.58	103.50
Total	4207.37	2560.57

(d) Liquidity Risk

Liquidity risk is the risk that the Company will not be able to settle or meet its obligations on time or at a reasonable price. The Company's objective is to maintain optimum levels of liquidity at all times to meet its cash and liquidity requirements, and it closely monitors its liquidity position through rolling forecasts of expected cash flows, supported by short-term bank deposits and cash credit facilities. Details of the contractual maturity profile of the Company's borrowings, lease liabilities and trade and other payables are set out in Notes 18 to 25. The Company has assessed the concentration of liquidity risk with respect to its debt obligations as low.

Note 50: Earnings per Share (EPS)

(₹ in Lakhs, unless otherwise stated)

Particulars	*As at 31st March 2026*	*As at 31st March 2025*
Profit attributable to equity shareholders for basic and diluted EPS (₹ in Lakhs)	*1052.83*	*1444.17*
Weighted average number of equity shares for basic and diluted EPS	*2,08,92,063.00*	*1,77,13,863.00*
Nominal value per equity share (₹)	*10.00*	*10.00*
Basic earnings per share (₹)	***5.04***	***8.15***
Diluted earnings per share (₹)	***5.04***	***8.15***

The weighted average number of equity shares for both years has been adjusted for the bonus shares issued, in accordance with Ind AS 33. There are no dilutive potential equity shares outstanding; accordingly, basic and diluted earnings per share are the same.

Note 51: Additional Regulatory Information

A. Remission of Duties and Taxes on Export Products (RoDTEP)

The Company has accounted for its total RoDTEP entitlement on an accrual basis. The amount recognised as RoDTEP income was ₹56.77 lakhs (previous year: ₹75.95 lakhs), disclosed under Other Operating Revenue (Note 27).

Auditors' Remuneration

As Auditor: ₹2.50 lakhs (previous year: ₹2.50 lakhs); For taxation matters: ₹0.75 lakhs (previous year: ₹0.75 lakhs); For other services: ₹0.125 lakhs (previous year: ₹0.125 lakhs); Total: ₹3.375 lakhs (previous year: ₹3.375 lakhs).

B. Value of Raw Materials and Stores Consumed

Raw materials consumed: ₹8,340.51 lakhs, 100% indigenous (previous year: ₹9,359.88 lakhs, 100% indigenous). Stores and spares consumed: ₹942.74 lakhs, 100% indigenous (previous year: ₹810.47 lakhs, 100% indigenous).

C. Earnings in Foreign Exchange (FOB value of exports)

EUR 7.07 lakhs (₹686.54 lakhs); GBP 2.68 lakhs (₹309.63 lakhs); USD 99.78 lakhs (₹8,229.74 lakhs) for the year ended 31st March 2026 (previous year: EUR 5.55 lakhs / ₹498.65 lakhs; GBP 15.45 lakhs / ₹1,632.30 lakhs; USD 86.69 lakhs / ₹7,295.40 lakhs). All export transactions are hedged with banks; gains/losses on such cash flow hedges are recognised in the Statement of Profit and Loss in accordance with Ind AS 109.

D. Expenditure in Foreign Currency

Foreign travelling: ₹23.30 lakhs (previous year: ₹46.56 lakhs); Custom duty: ₹1,806.34 lakhs (previous year: ₹627.65 lakhs); Subscription: Nil (previous year: ₹1.02 lakhs).

E. CIF Value of Imports

Nil (previous year: Nil).

Note 52: Loans/Advances to Intermediaries

The Company has not advanced or loaned or invested funds to any entity, including foreign entities ("Intermediaries"), with the understanding that the Intermediary shall, directly or indirectly, lend or invest in other persons or entities identified in any manner by or on behalf of the Company ("Ultimate Beneficiaries") or provide any guarantee, security or the like on behalf of the Ultimate Beneficiaries.

Note 53: Funds Received from Funding Parties

The Company has not received funds from any entities, including foreign entities ("Funding Parties"), with the understanding that the Company shall, directly or indirectly, lend or invest in other persons or entities identified by or on behalf of the Funding Party ("Ultimate Beneficiaries") or provide any guarantee, security or the like on behalf of the Ultimate Beneficiaries.

Note 54: Confirmation of Balances

Balances of trade receivables, loans and advances, deposits and trade payables are subject to confirmation/reconciliation, and consequential adjustments, if any.

Note 55: Realisability of Current Assets

In the opinion of the Board, all current assets, loans and advances have a value on realisation in the ordinary course of business at least equal to the amount at which they are stated.

Note 56: Investment in Forgeco Limited, United Kingdom -Joint Venture

On 15th March 2025, the Company acquired a 50% equity interest in Forgeco Limited, United Kingdom, for ₹1,185.48 lakhs through a non-cash share swap. The investment is carried at cost in these standalone financial statements in accordance with Ind AS 27, and is not consolidated on a line-by-line basis as these are standalone (not consolidated) financial statements. As at 31st March 2025, the investment was retranslated at the closing exchange rate, resulting in a foreign exchange loss of ₹3.96 lakhs, recognised in Other Comprehensive Income under "Gain/(Loss) on translation of financial statements of foreign operations". The carrying amount of the investment as at 31st March 2026 is ₹1,321.71 lakhs (previous year: ₹1,181.52 lakhs) -refer Note 8.

Note 57: Details of Benami Property Held

As per information provided by management, the Company holds no benami property, and no proceedings have been initiated or pending against the Company under the Benami Transactions (Prohibition) Act, 1988 and rules made thereunder.

Note 58: Title Deeds of Immovable Property

All title deeds of immovable property are held in the name of the Company.

Note 59: Borrowings on the Basis of Security of Current Assets

The Company has borrowings from banks and financial institutions on the basis of security of current assets. The quarterly/monthly returns or statements of current assets filed by the Company with such banks or financial institutions are in agreement with the books of account.

Note 60: Wilful Defaulter

The Company has not been declared a wilful defaulter by any bank, financial institution or other lender.

Note 61: Relationship with Struck-off Companies

The Company has not entered into any transactions with companies struck off under Section 248 of the Companies Act, 2013 or Section 560 of the Companies Act, 1956.

Note 62: Registration of Charges with the Registrar of Companies

All charges or satisfactions of charges are registered with the Registrar of Companies within the statutory timelines.

Note 63: Compliance with Number of Layers of Companies

The provisions relating to restriction on the number of layers of companies prescribed under clause (87) of Section 2 of the Companies Act, 2013 read with the Companies (Restriction on Number of Layers) Rules, 2017 are not applicable, as the Company has no subsidiary.

Note 64: Compliance with Approved Scheme(s) of Arrangement

The Company has not been involved in any Scheme of Arrangement in terms of Sections 230 to 237 of the Companies Act, 2013.

Note 65: Utilisation of Borrowed Funds and Share Premium

(a) The Company has not advanced, loaned or invested funds (whether from borrowed funds, share premium or any other source) to any other person(s) or entity(ies), including foreign entities ("Intermediaries"), nor has it provided any guarantee, security or the like on behalf of any such person or entity. (b) The Company has not received any funds from any person(s) or entity(ies), including foreign entities ("Funding Parties"), with the understanding that it shall directly or indirectly lend or invest in other persons or entities on behalf of the Funding Party, nor has it received any guarantee, security or the like on such understanding.

Note 66: Undisclosed Income

The Company has no transaction not recorded in the books of account that has been surrendered or disclosed as income during the year in the tax assessments under the Income Tax Act, 1961.

Note 67: Details of Crypto Currency or Virtual Currency

The Company has not traded in or invested in crypto currency or virtual currency during the financial year.

Note 68: Regrouping/Reclassification

Previous year figures have been regrouped or reclassified, wherever necessary, to conform to the current year's presentation.

Note 69: Analytical Ratios

Pursuant to the amendment to Schedule III of the Companies Act, 2013, the Company discloses the following ratios along with explanations for variances exceeding 25% as compared to the preceding year:

Ratio	FY 2025-26	FY 2024-25	% Variance	Reason for variance
Current Ratio (times)	1.90	1.33	43.15%	Increase in current assets, primarily inventories and trade receivables
Debt-Equity Ratio (times)	0.44	0.89	(50.58)%	Increase in equity following IPO proceeds
Debt Service Coverage Ratio (times)	1.05	8.73	(88.03)%	Previous loans cleared
Return on Equity (%)	10.85%	42.89%	(74.70)%	Increase in PAT
Inventory Turnover Ratio (times)	3.47	4.24	(18.10)%	Decrease in purchases
Trade Receivables Turnover Ratio (times)	5.45	13.84	(60.62)%	Increase in average trade receivables
Trade Payables Turnover Ratio (times)	6.67	6.40	4.31%	Decrease in purchases
Net Capital Turnover Ratio (times)	2.62	6.63	(60.52)%	Increase in net working capital
Net Profit Ratio (%)	5.76%	8.23%	(29.97)%	Increase in PAT relative to revenue growth
Return on Capital Employed (%)	10.34%	18.99%	(45.56)%	Increase in EBIT
Return on Investment (%)	-	30.62%	N.A.	Increase in PBT

MUNISH FORGE LIMITED
(Formerly known as Munish Forge Private Limited)
CIN-U28910PB1986PLC006950

INDEPENDENT AUDITOR'S REPORT

TO THE MEMBERS OF MUNISH FORGE LIMITED (ERSTWHILE MUNISH FORGE PRIVATE LIMITED)

Report on the Audit of Consolidated Financial Statements

Opinion

We have audited the Consolidated Financial Statements of MUNISH FORGE LIMITED (ERSTWHILE MUNISH FORGE PRIVATE LIMITED) ("the Company"), having registered office at Village Gobindgarh, Adjoining Phase-VII, Focal Point, Ludhiana, which comprise the Consolidated Balance Sheet as at 31st March 2026, and the Consolidated Statement of Profit and Loss (including other comprehensive income), the Consolidated Cash Flow Statement and the Consolidated Statement of Changes in Equity for the year then ended, and notes to the Consolidated Financial Statements including a summary of significant accounting policies and other explanatory information.

In our opinion and to the best of our information and according to the explanations given to us, the aforesaid Consolidated Financial Statements give the information required by the Act in the manner so required and give a true and fair view in conformity with the Indian Accounting Standards prescribed under section 133 of the Act read with the companies (Indian Accounting Standards) Rules, 2015, as amended, ("Ind AS") and other accounting principles generally accepted in India, of the state of affairs of the Company as at March 31, 2026, and its profit, total comprehensive income, changes in equity and its cash flows for the year ended on that date.

Basis for Opinion

We conducted our audit in accordance with the Standards on Auditing (SAs) specified under section 143(10) of the Companies Act, 2013. Our responsibilities under those Standards are further described in the Auditor's Responsibilities for the Audit of the Financial Statements section of our report. We are independent of the Company in accordance with the Code of Ethics issued by the Institute of Chartered Accountants of India together with the ethical requirements that are relevant to our audit of the financial statements under the provisions of the Companies Act, 2013 and the Rules thereunder, and we have fulfilled our other ethical responsibilities in accordance with these requirements and the Code of Ethics. We believe that the audit evidence we have obtained is sufficient and appropriate to provide a basis for our opinion.

Information Other than the Financial Statements and Auditor's Report thereon

The Company's Board of Directors is responsible for the other information. The other information comprises the information included in the Annual Report, but does not include the Consolidated Ind AS financial statements and our auditor's report thereon.

Our opinion on the Consolidated Ind AS financial statements does not cover the other information and we do not express any form of assurance conclusion thereon.

In connection with our audit of the Consolidated Ind AS financial statements, our responsibility is to read the other information and, in doing so, consider whether such other information is materially inconsistent with the financial statements or our knowledge obtained in the audit or otherwise appears to be materially misstated. If, based on the work we have performed, we conclude that there is a material misstatement of this other information; we are required to report that fact. We have nothing to report in this regard.

Management's Responsibility for the Consolidated Financial Statements

The Company's Board of Directors is responsible for the matters stated in Section 134(5) of the Companies Act, 2013 ("the Act") with respect to the preparation of these Consolidated Ind AS financial statements that give a true and fair view of the financial position, financial performance including other comprehensive income, cash flows and changes in equity of the Company in accordance with accounting principles generally accepted in India, including the Indian Accounting Standards (Ind AS) specified under section 133 of the Act, read with the Companies (Indian Accounting Standards) Rules, 2015, as amended. This responsibility also includes maintenance of adequate accounting records in accordance with the provisions of the Act for safeguarding of the assets of the Company and for preventing and detecting frauds and other irregularities; selection and application of appropriate accounting policies; making judgments and estimates that are reasonable and prudent; and the design, implementation and maintenance of adequate internal financial control that were operating effectively for ensuring the accuracy and completeness of the accounting records, relevant to the preparation and presentation of the Ind AS financial statements that give a true and fair view and are free from material misstatement, whether due to fraud or error.

In preparing the Consolidated financial statements, management is responsible for assessing the Company's ability to continue as a going concern, disclosing, as applicable, matters related to going concern and using the going concern basis of accounting unless management either intends to liquidate the Company or to cease operations, or has no realistic alternative but to do so.

The Board of Directors are also responsible for overseeing the Company's financial reporting process.

Auditor's Responsibilities for the Audit of the Financial Statements

Our objectives are to obtain reasonable assurance about whether the financial statements as a whole are free from material misstatement whether due to fraud or error and to issue an auditor's report that includes our opinion. Reasonable assurance is a high level of assurance but is not a guarantee that an audit conducted in accordance with Standards on Auditing will always detect a material misstatement when it exists. Misstatements can arise from fraud or error and are considered material if individually or in the aggregate they could reasonably be expected to influence the economic decisions of users taken on the basis of these financial statements.

As part of an audit in accordance with Standards on Auditing we exercise professional judgment and maintain professional skepticism throughout the audit. We also:

- Identify and assess the risks of material misstatement of the financial statements whether due to fraud or error design and perform audit procedures responsive to those risks and obtain audit evidence that is sufficient and appropriate to provide a basis for our opinion. The risk of not detecting a material misstatement resulting from fraud is higher than for one resulting from error as fraud may involve collusion forgery intentional omissions misrepresentations or the override of internal control.
- Obtain an understanding of internal controls relevant to the audit in order to design audit procedures that are appropriate in the circumstances. Under Section 143(3)(i) of the Act we are also responsible for explaining our opinion on whether the Company has adequate internal financial controls system in place and the operating effectiveness of such controls.
- Evaluate the appropriateness of accounting policies used and the reasonableness of accounting estimates and related disclosures made by management.
- Conclude on the appropriateness of management's use of the going concern basis of accounting and based on the audit evidence obtained whether a material uncertainty exists related to events or conditions that may cast significant doubt on the Company's ability to continue as a going concern. If we conclude that a material uncertainty exists, we are required to draw attention in our auditor's report to the related disclosures in the financial statements or if such disclosures are inadequate to

modify our opinion. Our conclusions are based on the audit evidence obtained up to the date of our auditor's report. However future events or conditions may cause the Company to cease to continue as a going concern.

- Evaluate the overall presentation structure and content of the financial statements including the disclosures and whether the financial statements represent the underlying transactions and events in a manner that achieves fair presentation.

Materiality is the magnitude of misstatements in the Consolidated Financial Statements that, individually or in aggregate, makes it probable that the economic decisions of a reasonably knowledgeable user of the Consolidated Financial Statements may be influenced. We consider quantitative materiality and qualitative factors in (i) planning the scope of our audit work and in evaluating the results of our work; and (ii) to evaluate the effect of any identified misstatements in the Consolidated financial statements.

We communicate with those charged with governance regarding among other matters the planned scope and timing of the audit and significant audit findings including any significant deficiencies in internal control that we identify during our audit.

We also provide those charged with governance with a statement that we have complied with relevant ethical requirements regarding independence and to communicate with them all relationships and other matters that may reasonably be thought to bear on our independence and where applicable related safeguards.

From the matters communicated with those charged with governance we determine those matters that were of most significance in the audit of the financial statements of the current period and are therefore the key audit matters. We describe these matters in our auditor's report unless law or regulation precludes public disclosure about the matter or when in extremely rare circumstances, we determine that a matter should not be communicated in our report because the adverse consequences of doing so would reasonably be expected to outweigh the public interest benefits of such communication.

Report on Other Legal and Regulatory Requirements

As required by the Companies (Auditor's Report) Order, 2020 ("the Order") issued by the Central Government of India in terms of Section 143 (11) of the Act, we give in the "Annexure A" a statement on the matters specified in paragraphs 3 and 4 of the Order, to the extent applicable.

(A) As required by Section 143(3) of the Act, we report that:

(a) We have sought and obtained all the information and explanations which to the best of our knowledge and belief were necessary for the purposes of our audit.

(b) In our opinion, proper books of account as required by law have been kept by the Company so far as it appears from our examination of those books.

(c) The Consolidated Balance Sheet, the Consolidated Statement of Profit and Loss (including other comprehensive income), the Consolidated Statement of changes in equity and the Consolidated Cash Flow Statement dealt with by this Report are in agreement with the books of account.

(d) In our opinion, the aforesaid Consolidated Ind AS financial statements comply with the Indian Accounting Standards specified under section 133 of the Act, read with Companies (Indian Accounting Standards) Rules, 2015, as amended;

(e) On the basis of the written representations received from the directors as on 31st March, 2026 taken on record by the Board of Directors, none of the directors is disqualified as on 31st March, 2026 from being appointed as a director in terms of Section 164 (2) of the Act.

(f) With respect to the adequacy of the internal financial controls over financial reporting of the Company and the operating effectiveness of such controls, the same is refer to our separate Report in "Annexure B".

(B) With respect to the other matters to be included in the Auditor's Report in accordance with Rule 11 of the Companies (Audit and Auditors) Rules, 2014, in our opinion and to the best of our information and according to the explanations given to us:

(a) The Company, as detailed in note no 35 to the Consolidated financial statements, has disclosed the impact of pending litigation on its financial position as at 31st March 2026.

(b) The Company does not have any long-term contracts including derivative contracts for which there were any material foreseeable losses.

(c) There are no amounts which are required to be transferred to the Investor Education and Protection Fund by the Company.

(d) (i) The management has represented that, to the best of its knowledge and belief, other than as disclosed in the note no-50 to the accounts, no funds have been advanced or loaned or invested (either from borrowed funds or share premium or any other sources or kind of funds) by the company to or in any other person(s) or entity(ies), including foreign entities ("Intermediaries"), with the understanding, whether recorded in writing or otherwise, that the Intermediary shall, whether, directly or indirectly lend or invest in other persons or entities identified in any manner whatsoever by or on behalf of the company ("Ultimate Beneficiaries") or provide any guarantee, security or the like on behalf of the Ultimate Beneficiaries;

(ii) The management has represented, that, to the best of its knowledge and belief, other than as disclosed in the note no-51 to the accounts, no funds have been received by the company from any person(s) or entity(ies), including foreign entities ("Funding Parties"), with the understanding, whether recorded in writing or otherwise, that the company shall, whether, directly or indirectly, lend or invest in other persons or entities identified in any manner whatsoever by or on behalf of the Funding Party ("Ultimate Beneficiaries") or provide any guarantee, security or the like on behalf of the Ultimate Beneficiaries; and

(iii) Based on audit procedures which we considered reasonable and appropriate in the circumstances, nothing has come to their notice that has caused them to believe that the representations under sub-clause (i) and (ii) contain any material miss-statement.

(e) The company has not declared or paid any dividend during the year in contravention of the provisions of section 123 of the Companies Act, 2013.

(f) Based on our examination, which included test checks, the Company has used accounting software systems for maintaining its books of account for the financial year ended March 31, 2026 which have the feature of recording audit trail (edit log) facility and the same has operated throughout the year for all relevant transactions recorded in the software systems. Further, during the course of our audit we did not come across any instance of the audit trail feature being tampered with and the audit trail has been preserved by the Company as per the statutory requirements for record retention.

(C) With respect to the matter to be included in the Auditors' Report under Section 197(16) of the Companies Act, 2013, in our opinion and according to the information and explanations given to us, the remuneration paid by the Company to its directors during the year is in accordance with the provisions of Section 197 of the Act and is within the limits prescribed under the said section read with Schedule V of the Act.

Other Matter

The Group's investment in its Joint Venture, Forgeco Limited, incorporated in the United Kingdom and accounted for under the equity method in accordance with Ind AS 28, has been recognised based on the financial information provided by the Management. Under the applicable laws of the United Kingdom, the Joint Venture is not required to have its financial statements audited. Our opinion on the Consolidated Financial Statements is not modified in respect of this matter.

For Vinay & Associates
Chartered Accountants
Firm Registration No. 004462N
Peer Review Firm No. 022405

Vidisha Vinay
Partner
Membership No. 548488

Date: 29.05.2026
Place: Ludhiana
UDIN: 26548488XEDDQF5774

MUNISH FORGE LIMITED
(Formerly known as Munish Forge Private Limited)
CIN-U28910PB1986PLC006950

Annexure-A to the Auditors' Report

The Annexure A referred to in paragraph 1 under "Report on other legal and other regulatory requirements" section of Independent Auditors' Report to the members of MUNISH FORGE LIMITED (ERSTWHILE MUNISH FORGE PRIVATE LIMITED) on the Consolidated Financial Statements for the year ended 31st March 2026, we report that:

Clause		Matters Reported under the Order
i)	**a**	(A) The company has maintained proper records showing full particulars, including quantitative details and situation of Property, Plant and Equipment. (B) The Company has maintained proper records showing full particular of intangible assets.
	b	Property, Plant and Equipment have been physically verified by the management during the year and there is a regular programme of verification which, in our opinion, is reasonable having regards to the size of the company and the nature of its assets and as informed, no material discrepancies were noticed on such verification;
	c	Based on our examination of the title deeds of all the immovable properties disclosed in the financial statements, all immovable properties are held in the name of the company.
	d	The company has not revalued its Property, Plant and Equipment (including Right of Use assets) during the year;
	e	No proceedings have been initiated during the year or are pending against the Company as at March 31, 2026 for holding any benami property under the Benami Transactions (Prohibition) Act, 1988 (45 of 1988) and rules made thereunder.
ii)	**a**	As per the information furnished, the inventory has been physically verified by the management during the year. In our opinion, the frequency of verification is reasonable, and, the coverage and procedure of such verification is appropriate having regard to the size of the Company and the nature of its operation. No discrepancies of 10% or more in the aggregate for each class of inventory were noticed between the physical stock of inventory and the books of accounts.
	b	The company has been sanctioned working capital limits in excess of five crore rupees, in aggregate, from banks or financial institutions on the basis of security of current assets. The quarterly returns or statements filed with such banks or financial institutions are in agreement with the books of accounts of the Company.
iii)		Based on the information and explanations provided to us and the audit procedures performed by us, we report the following under Clause 3(iii) of the Companies (Auditor's Report) Order, 2020: (a) During the year, the Company has not provided any advances in the nature of guarantees or securities. The details of loans granted during the year are as follows: 1. The Company granted a loan of Rs. 315.12 lakhs to Tridib Industries Ltd., a related party, which is repayable on demand and carries interest @ 9.6% per annum. The outstanding balance of such loan as at 31 March 2026 was Rs. 571.99 lakhs. 2. The Company has not provided any corporate guarantees or securities during the year. (b) There is no fixed repayment schedule for the loan granted to Tridib Industries Ltd., as the loan is repayable on demand. (c) Since the loan is repayable on demand, no amount is overdue as at the Consolidated Balance Sheet date. (d) The loans made during the year are on terms that are, in our opinion, not prejudicial to the interest of the Company. (e) Details of loans repayable on demand granted to related parties are as follows:

Clause		Matters Reported under the Order

Name of the Entity	Relationship with the Company	Amount Outstanding as at 31.03.2026 (₹ in lakhs)	% of Total Loans and Advances in the Nature of Loans
Tridib Industries Ltd.	Director has a significant influence	571.99	100%

iv) In our opinion and according to the information and explanations given to us, the Company has complied with the provisions of Section 185 and Section 186 of the Companies Act, 2013, in respect of loans granted, investments made, guarantees given, and security provided by the Company.

v) The Company has not accepted any deposit or amounts which are deemed to be deposits. Hence, reporting under clause 3(v) of the Order is not applicable.

vi) We have been informed that the company is maintaining cost records specified by the Central Government under section 148 of the Companies Act.

vii) a According to the information and explanations given to us and the records examined by us, the company has been regular in depositing the undisputed statutory dues with the appropriate authorities in respect of Provident Fund, ESI, Income Tax and GST and other statutory dues. Accordingly, there are no undisputed statutory dues outstanding as at 31 March 2026 for a period of more than six months from the date they became payable.

b As per information, following statutory dues on account of PSPCL and GST Department is raised against assessment made is outstanding for which appeal has been filed before appropriate authority:

(a) Determined Liabilities:

Sr. No	Nature of demand	Amount	Appeal pending before Appellate authority
1.	Punjab State Power Corporation	20.44 Lacs outstanding demand after depositing 50% of total demand of Rs. 40.88 Lacs	Appeal pending before Punjab & Haryana High Court.

Management is confident to get relief from appellate authority therefore management has decided not to make provision for the same.

(b) Undetermined Liabilities:

The company has received show cause notice from The office of Deputy Commissioner Central GST (Audit) Circle Ludhiana-1 regarding availment of excess input tax credit of GST of Rs. 63,22,225/- for which the company is making presentation to solve the matter therefore no provision is made for this amount.

The Company has also received a TDS demand of Rs. 69,420. The matter is under review by the Company. As the liability is not yet determined, no provision has been made in the financial statements.

viii) According to information and explanation given to us and on the basis of our examination of the record of the company, no transactions relating to previously unrecorded income that have been surrendered or disclosed as income during the year in the tax assessments under the Income Tax Act, 1961.

ix) a According to information and explanation given to us and on the basis of our examination of the record of the company, Company has not defaulted in repayment of loans or other borrowings or in the payment of interest to any lender.

b According to information and explanation given to us and on the basis of our examination of the record of the company has not been declared wilful defaulter by any bank or financial institution or government or any government authority.

c In our opinion and According to information and explanation given to us by the management Term loans have been applied for the purpose for which the loans were obtained;

d According to information and explanation given to us and on the basis of our examination of the record of the company we report that Funds raised on short term basis have been utilised for short term purposes only.

Clause		Matters Reported under the Order
	e	According to the information and explanations given to us and based on our examination of records of the Company, the Company has not taken any funds from any entity or person on account of or to meet the obligations of its subsidiaries, associates or joint ventures.
	f	According to the information and explanations given to us and based on our examination of records of the Company, the Company has not raised loans during the year on the pledge of securities held in its subsidiaries, joint ventures or associate companies.
x)	a	The Company has raised money by way of an Initial Public Offer (IPO) during the year. In our opinion and according to the information and explanations given to us, the funds so raised have been applied for the purposes for which they were raised.
	b	The Company has not made any preferential allotment or private placement of shares or convertible debentures (fully, partially or optionally convertible) during the year. Accordingly, the requirements of clause 3(x)(b) of the Companies (Auditor's Report) Order, 2020 are not applicable.
xi)	a	According to the information and explanations given to us, no fraud on or by the company has been noticed or reported during the course of our audit;
	b	No report under sub-section (12) of section 143 of the Companies Act has been filed in Form ADT-4 as prescribed under rule 13 of Companies (Audit and Auditors) Rules, 2014 with the Central Government, during the year and up to the date of this report.
	c	No whistle-blower complaints were received during the year by the Company.
xii)		In our opinion and according to the information and explanations given to us, the company is not a Nidhi company. Accordingly, clause 3(xii) of the Order is not applicable.
xiii)		According to the information and explanations given to us and based on our examination of the records of the Company, all transactions with the related parties are in compliance with sections 177 and 188 of Companies Act where applicable and the details have been disclosed in the financial statements as required by the applicable Indian accounting standards;
xiv)	a	In our opinion, the Company has an internal audit system commensurate with the size and nature of its business.
	b	We have considered the reports of the Internal Auditors for the period under audit issued till the date of our audit report.
xv)		In our opinion and according to the information and explanations given to us, the Company has not entered into any non-cash transactions with its directors or persons connected with them during the year. Accordingly, the provisions of Section 192 of the Companies Act, 2013 are not applicable.
xvi)		In our opinion, the Company is not required to be registered under section 45-IA of the Reserve Bank of India Act, 1934. Hence, reporting under clause 3(xvi) of the Order is not applicable.
xvii)		The company does not have any Cash losses during the financial year covered by our audit or the immediately preceding financial year.
xviii)		There has been no resignation of the statutory auditors during the year and accordingly reporting under clause 3(xviii) of the order is not applicable.
xix)		On the basis of the financial ratios, ageing and expected dates of realisation of financial assets and payment of financial liabilities, other information accompanying the financial statements, the auditor's knowledge of the Board of Directors and management plans, no material uncertainty exists as on the date of the audit report. The company is capable of meeting its liabilities existing at the date of Consolidated Balance Sheet as and when they fall due within a period of one year from the Consolidated Balance Sheet date. We, however, state that this is not an assurance as to the future viability of the company. We further state that our reporting is based on the facts up to the date of the audit report and future events or conditions that may cause the Company to cease to continue as a going concern. We neither give any guarantee nor any assurance that all the liabilities falling due within a period of one year from Consolidated Balance Sheet date, will get discharged by the company as and when they fall due;

Clause	Matters Reported under the Order
xx)	The Company has no amount remaining unspent under Section 135(5) and Section 135(6) of the Companies Act, 2013. Accordingly, reporting under clause 3(xx) of the Order is not applicable.
xxi)	The consolidated financial statements include a Joint Venture incorporated in the UK, which is accounted for using the equity method. Since the Joint Venture is not required to be audited under the applicable laws in the UK, no CARO report is available for the Joint Venture. Accordingly, there are no qualifications or adverse remarks to be reported under Clause (xxi) of CARO 2020.

For Vinay & Associates
Chartered Accountants
Firm Registration No. 004462N
Peer Review Firm No. 022405

Vidisha Vinay
Partner
Membership No. 548488

Date: 29.05.2026
Place: Ludhiana
UDIN: 26548488XEDDQF5774

MUNISH FORGE LIMITED
(Formerly known as Munish Forge Private Limited)
CIN-U28910PB1986PLC006950

Annexure B to the Independent Auditors' Report

Report on the Internal Financial Controls with reference to the aforesaid Consolidated financial statement under Clause (i) of Sub-section 3 of Section 143 of The Companies Act, 2013

(Referred to in paragraph 2(A)(f) under the "Report on Other Legal and Regulatory Requirements" section of our report of even date on the Standalone Financial Statements of MUNISH FORGE LIMITED (ERSTWHILE MUNISH FORGE PRIVATE LIMITED) for the year ended 31st March 2026)

Opinion

We have audited the internal financial controls over financial reporting of MUNISH FORGE LIMITED (ERSTWHILE MUNISH FORGE PRIVATE LIMITED) ("the Company") as on 31 March 2026 in conjunction with our audit of the Consolidated Financial Statements of the Company for the year ended on that date.

In our opinion, company has in all material aspect, adequate internal financial control with reference to financial statements and such internal financial controls were operating effectively as at 31 March, 2026, based on the internal financial control with reference to the financial statement criteria established by the company considering the essential component of internal control stated in guidance report on audit of internal financial controls over the financial reporting issued by the Institute of Chartered Accountants of India ("the Guidance Note").

Management's Responsibility for Internal Financial Controls

The Company's management is responsible for establishing and maintaining internal financial controls based on the internal control over financial reporting criteria established by the Company considering the essential components of internal control stated in the Guidance Note on Audit of Internal Financial Controls over Financial Reporting issued by the Institute of Chartered Accountants of India ('ICAI'). These responsibilities include the design, implementation and maintenance of adequate internal financial controls that were operating effectively for ensuring the orderly and efficient conduct of its business, including adherence to company's policies, the safeguarding of its assets, the prevention and detection of frauds and errors, the accuracy and completeness of the accounting records, and the timely preparation of reliable financial information, as required under the Companies Act, 2013.

Auditors' Responsibility

Our responsibility is to express an opinion on the Company's internal financial controls over financial reporting based on our audit. We conducted our audit in accordance with the Guidance Note on Audit of Internal Financial Controls over Financial Reporting (the "Guidance Note") and the Standards on Auditing, issued by ICAI and deemed to be prescribed under section 143(10) of the Companies Act, 2013, to the extent applicable to an audit of internal financial controls, both applicable to an audit of Internal Financial Controls and, both issued by the Institute of Chartered Accountants of India. Those Standards and the Guidance Note require that we comply with ethical requirements and plan and perform the audit to obtain reasonable assurance about whether adequate internal financial controls over financial reporting was established and maintained and if such controls operated effectively in all material respects.

Our audit involves performing procedures to obtain audit evidence about the adequacy of the internal financial controls system over financial reporting and their operating effectiveness. Our audit of internal financial controls over financial reporting included obtaining an understanding of internal financial controls over financial reporting, assessing the risk that a material weakness exists, and testing and evaluating the design and operating effectiveness of internal control based on the assessed risk. The procedures selected depend on the auditor's judgment, including the assessment of the risks of material misstatement of the financial statements, whether due to fraud or error.

We believe that the audit evidence we have obtained is sufficient and appropriate to provide a basis for our audit opinion on the Company's internal financial controls system over financial reporting.

Meaning of Internal Financial Controls with reference to Financial Statements

A company's internal financial control over financial reporting is a process designed to provide reasonable assurance regarding the reliability of financial reporting and the preparation of financial statements for external purposes in accordance with generally accepted accounting principles. A company's internal financial control over financial reporting includes those policies and procedures that (1) pertain to the maintenance of records that, in reasonable detail, accurately and fairly reflect the transactions and dispositions of the assets of the company; (2) provide reasonable assurance that transactions are recorded as necessary to permit preparation of financial statements in accordance with generally accepted accounting principles, and that receipts and expenditures of the company are being made only in accordance with authorizations of management and directors of the company; and (3) provide reasonable assurance regarding prevention or timely detection of unauthorized acquisition, use, or disposition of the company's assets that could have a material effect on the financial statements.

Inherent Limitations of Internal Financial Controls over Financial Reporting

Because of the inherent limitations of internal financial controls over financial reporting, including the possibility of collusion or improper management override of controls, material misstatements due to error or fraud may occur and not be detected. Also, projections of any evaluation of the internal financial controls over financial reporting to future periods are subject to the risk that the internal financial control over financial reporting may become inadequate because of changes in conditions, or that the degree of compliance with the policies or procedures may deteriorate.

For Vinay & Associates
Chartered Accountants
Firm Registration No. 004462N
Peer Review Firm No. 022405

Vidisha Vinay
Partner
Membership No. 548488

Date: 29.05.2026
Place: Ludhiana
UDIN: 26548488XEDDQF5774

MUNISH FORGE LIMITED
(Formerly known as Munish Forge Private Limited)
CIN-U28910PB1986PLC006950

Consolidated Financial Statements for the year ended 31st March 2026

Consolidated Balance Sheet

(₹ in Lakhs, unless otherwise stated)

Particulars	Note No.	As at 31st March 2026	As at 31st March 2025
ASSETS			
Non-current assets			
Property, Plant and Equipment	3	3820.12	3586.39
Capital work-in-progress	4	32.29	-
Investment Property	5	12.35	12.35
Other Intangible Assets	6	24.29	18.74
Right-of-use Assets	7	100.88	51.65
Financial Assets			
Investments	8	1275.56	1181.72
Other Financial Assets		-	-
Other Non-current Assets	9	957.23	577.39
Total Non-current Assets		**6222.72**	**5428.23**
Current assets			
Inventories	10	6837.81	6025.55
Financial Assets			
Trade Receivables	11	4165.30	2534.96
Cash and Cash Equivalents	12	685.23	196.82
Bank Balances other than Cash and Cash Equivalents	13	1055.45	426.22
Loans	14	571.99	286.95
Current Tax Assets (Net)	15	-	-
Other Current Assets	15	1414.52	1255.28
Total Current Assets		**14730.30**	**10725.77**
Total Assets		**20953.02**	**16154.01**
EQUITY AND LIABILITIES			
Equity			
Equity Share Capital	16	2407.03	1771.39
Other Equity	17	10217.46	4963.37
Total Equity		**12624.48**	**6734.76**
Liabilities			
Non-current liabilities			
Financial Liabilities			
Borrowings	18	424.73	1143.27
Lease Liabilities	19	33.61	53.70
Deferred Tax Liabilities (Net)	20	119.68	143.50
Total Non-current Liabilities		**578.01**	**1340.46**
Current liabilities			
Financial Liabilities			
Borrowings	21	5173.26	4877.13
Lease Liabilities	22	88.42	22.51
Trade Payables:	23		
Total outstanding dues of micro and small enterprises		72.35	208.21
Total outstanding dues of creditors other than micro and small enterprises		899.20	1353.63
Other Financial Liabilities	24	749.26	1363.80
Other Current Liabilities	25	642.75	148.47

Particulars	Note No.	As at 31st March 2026	As at 31st March 2025
Current Tax Liabilities (Net)	26	125.30	105.04
Total Current Liabilities		**7750.53**	**8078.78**
Total Liabilities		**8328.54**	**9419.25**
Total Equity and Liabilities		**20953.02**	**16154.01**
Material accounting policies and key accounting estimates and judgements	2		
The accompanying notes form an integral part of the financial statements	1 to 70		

The accompanying notes 1 to 70 form an integral part of these consolidated financial statements.

As per our report of even date attached
For Vinay & Associates
Chartered Accountants
Firm Registration No. 004462N
Peer Review Firm No. 022405

Vidisha Vinay
Partner
Membership No. 548488

Date: 29.05.2026
Place: Ludhiana
UDIN: 26548488XEDDQF5774

For and on behalf of the
Board of Directors of
Munish Forge Limited

Davinder Bhasin
Managing Director
DIN: 00780268

Dev Arjun Bhasin
Director
DIN: 07670554

Manoj Kumar Pandey
Chief Financial Officer

Yogita Dhall
Company Secretary
Membership No. A69919

Consolidated Statement of Profit and Loss

(₹ in Lakhs, unless otherwise stated)

	Particulars	Note No.	As at 31st March 2026	As at 31st March 2025
	INCOME			
	Revenue from Operations	27	18263.51	17544.60
	Other Income	28	114.50	360.67
I	**Total Income**		**18378.01**	**17905.26**
	EXPENSES			
	Cost of Materials Consumed	29	11863.44	12764.69
	Purchase of Traded Goods		-	-
	Changes in Inventories of Finished Goods and Work-in-Progress	30	(596.95)	(1307.11)
	Employee Benefits Expense	31	1348.12	1306.36
	Finance Costs	32	581.71	505.97
	Depreciation and Amortisation Expense	33	386.41	338.35
	Other Expenses	34	3506.26	2344.49
II	**Total Expenses**		**17088.99**	**15952.76**
III	**Profit Before Tax (I - II)**		**1289.02**	**1952.50**
	Tax Expense:			
	Current Tax		(263.76)	(495.28)
	Deferred Tax		27.57	(13.05)
IV	**Total Tax Expense**		**(236.19)**	**(508.33)**
V	**Profit After Tax (III - IV)**		**1052.83**	**1444.17**
VI	Share in Profit/(Loss) after Tax of Joint Venture (Net)	35	(46.15)	0.20
VII	**Profit for the Year (V + VI)**		**1006.68**	**1444.36**
VIII	**Other Comprehensive Income (Net of Tax)**			
	Items that will not be reclassified to profit or loss:			
	Remeasurement of Defined Benefit Plan (Valuation of Gratuity)		(10.71)	14.36
	Gain/(Loss) on Investments designated through OCI		136.23	(3.96)
	Income tax expense/(benefit) relating to items not reclassified to profit or loss		2.70	(3.61)
	Total Other Comprehensive Income (Net of Tax)		**128.22**	**6.79**
IX	**Total Comprehensive Income for the Year (VII + VIII)**		**1134.90**	**1451.15**
	Profit for the Year attributable to:			
	Owners of the Company		1006.68	1444.36
	Non-controlling interests		-	-
	Other Comprehensive Income for the Year attributable to:			
	Owners of the Company		128.22	6.79
	Non-controlling interests		-	-
	Total Comprehensive Income for the Year attributable to:			
	Owners of the Company		1134.90	1451.15
	Non-controlling interests		-	-
X	**Earnings per Equity Share of Rs. 10 each**	**51**		
	Basic (Rs.)		4.82	8.15

Particulars	Note No.	As at 31st March 2026	As at 31st March 2025
Diluted (Rs.)		4.82	8.15
Material accounting policies and key accounting estimates and judgements	2		
The accompanying notes form an integral part of the financial statements	1 to 70		

The accompanying notes 1 to 70 form an integral part of these consolidated financial statements.

As per our report of even date attached
For Vinay & Associates
Chartered Accountants
Firm Registration No. 004462N
Peer Review Firm No. 022405

Vidisha Vinay
Partner
Membership No. 548488

Date: 29.05.2026
Place: Ludhiana
UDIN: 26548488XEDDQF5774

For and on behalf of the
Board of Directors of
Munish Forge Limited

Davinder Bhasin
Managing Director
DIN: 00780268

Dev Arjun Bhasin
Director
DIN: 07670554

Manoj Kumar Pandey
Chief Financial Officer

Yogita Dhall
Company Secretary
Membership No. A69919

Consolidated Statement of Cash Flow

(₹ in Lakhs, unless otherwise stated)

Particulars	Year ended March 31, 2026	Year ended March 31, 2025
A. Cash flow from operating activities		
Net Profit before tax	1289.02	1952.50
Adjustments to reconcile profit before tax to net cash flows:		
Depreciation and Amortisation Expense	386.41	338.35
Other Non-Cash Items	23.20	(236.94)
Rent Received	(1.32)	(0.11)
Interest Income	(104.17)	(323.07)
Remeasurement of actuarial (gain)/loss	(10.71)	14.36
Loss/(Gain) on Sale of PPE	1.18	0.80
Share Issue Expenses	(1343.80)	-
Interest Expenses	581.71	505.97
Operating profit before working capital changes	**821.52**	**2251.86**
Adjustments for:		
Decrease/(Increase) in non-current assets	(379.85)	(470.90)
Decrease/(Increase) in trade receivables	(1630.34)	(405.36)
Decrease/(Increase) in other current assets	(444.28)	(172.88)
Decrease/(Increase) in inventories	(812.26)	(1226.61)
(Decrease)/Increase in trade payables	(590.29)	331.98
(Decrease)/Increase in other financial liabilities	(614.55)	569.01
(Decrease)/Increase in other current liabilities	494.29	89.08
Cash generated from operations	**(3155.75)**	**966.19**
Direct taxes paid (net)	(243.50)	(452.97)
Net cash generated from/(used in) operating activities	**(3399.25)**	**513.22**
B. Cash flow from investing activities		
Purchase of Property, Plant and Equipment, Intangible Assets and CWIP	(685.83)	(1310.78)
Proceeds from sale of property, plant and equipment	20.80	0.50
Rent Received	1.32	0.11
Interest received	104.17	323.07
Net cash used in investing activities	**(559.54)**	**(987.10)**
C. Cash flow from financing activities		
Repayment of Long Term Borrowings	(1380.91)	(204.57)
Receipt of Long Term Borrowings	662.37	761.06
Receipt/(Repayment) of Short Term Borrowings	296.12	747.78
Principal Payment of Lease Liabilities	(21.58)	(21.58)
Issue of Share Capital	635.64	-
Increase in Securities Premium	5466.50	-
Interest paid	(581.71)	(505.97)
Net cash generated from/(used in) financing activities	**5076.43**	**776.71**
D. Net increase/(decrease) in cash and cash equivalents (A+B+C)	**1117.65**	**302.83**
Cash and cash equivalents at the beginning of the year	623.04	320.21
Cash and cash equivalents at the end of the year	**1740.68**	**623.04**
Components of Cash and Cash Equivalents		
Balance with Banks	672.99	184.86
Cash on Hand	12.25	7.97
Others	-	3.98
Bank Balances other than Cash and Cash Equivalents	1055.45	426.22
Total	**1740.68**	**623.04**
Material accounting policies and key accounting estimates and judgements (Refer Note 2)		

Particulars	Year ended March 31, 2026	Year ended March 31, 2025
The accompanying notes form an integral part of the financial statements (Refer Notes 1 to 70)		

The accompanying notes 1 to 70 form an integral part of these consolidated financial statements.

As per our report of even date attached
For Vinay & Associates
Chartered Accountants
Firm Registration No. 004462N
Peer Review Firm No. 022405

Vidisha Vinay
Partner
Membership No. 548488

Date: 29.05.2026
Place: Ludhiana
UDIN: 26548488XEDDQF5774

For and on behalf of the
Board of Directors of
Munish Forge Limited

Davinder Bhasin
Managing Director
DIN: 00780268

Dev Arjun Bhasin
Director
DIN: 07670554

Manoj Kumar Pandey
Chief Financial Officer

Yogita Dhall
Company Secretary
Membership No. A69919

Consolidated Statement of Changes in Equity

A. Equity Share Capital

(₹ in Lakhs, unless otherwise stated)

Particulars	***As at 31st March 2026***	***As at 31st March 2025***
Balance as at the beginning of the year	*1771.39*	*963.64*
Add: Shares issued during the year	*635.64*	*133.20*
Add: Bonus Shares issued during the year	*-*	*674.55*
Balance as at the end of the year	***2407.03***	***1771.39***

B. Other Equity

(₹ in Lakhs, unless otherwise stated)

Particulars	***Securities Premium***	***General Reserve***	***Retained Earnings***	***Remeasurement of Net Defined Benefit Plan (OCI)***	***Total***
Balance as at 1st April 2024	*1401.04*	*1.57*	*1969.84*	*23.87*	*3396.32*
Profit for the year	*-*	*-*	*1444.36*	*-*	*1444.36*
Other Comprehensive Income	***-***	***-***	***-***	***6.79***	***6.79***
Total Comprehensive Income for the Year	***-***	***-***	***1444.36***	***6.79***	***1451.15***
Issue of Bonus Shares	*-*	*-*	*(674.55)*	*-*	*(674.55)*
Allotment of New Shares	*1052.28*	*-*	*-*	*-*	*1052.28*
Adjustment	*-*	*-*	*(261.83)*	*-*	*(261.83)*
Balance as at 31st March 2025	***2453.32***	***1.57***	***2477.83***	***30.66***	***4963.37***
Profit for the year	*-*	*-*	*1006.68*	*-*	*1006.68*
Other Comprehensive Income	*-*	*-*	*-*	*128.22*	*128.22*
Total Comprehensive Income for the Year	***-***	***-***	***1006.68***	***128.22***	***1134.90***
IPO Expenses	*(1343.80)*	*-*	*-*	*-*	*(1343.80)*
Allotment of New Shares	*5466.50*	*-*	*-*	*-*	*5466.50*
Adjustment	*-*	*-*	*(3.52)*	*-*	*(3.52)*
Balance as at 31st March 2026	***6576.02***	***1.57***	***3481.00***	***158.87***	***10217.46***

Notes to the Consolidated Financial Statements for the year ended 31st March 2026

Note 1: Corporate Information

These consolidated financial statements comprise the financial statements of Munish Forge Limited (formerly known as Munish Forge Private Limited) ("the Company" or "the Parent") together with its share of the results of its joint venture, Forgeco Limited, United Kingdom ("Forgeco" or "the Joint Venture"), (together referred to as "the Group") for the year ended 31st March 2026. The Company's Corporate Identification Number (CIN) is U28910PB1986PLC006950. The Group is primarily engaged in the manufacturing of forged and machined components.

Note 2: Material Accounting Policies, Estimates and Judgements

Basis of Preparation

These consolidated financial statements have been prepared in accordance with the Indian Accounting Standards (Ind AS) notified under Section 133 of the Companies Act, 2013 read with the Companies (Indian Accounting Standards) Rules, 2015, as amended, on a going concern basis, on an accrual basis and under the historical cost convention except for certain financial assets and liabilities and defined benefit plan assets which are measured at fair value. The accounting policies applied by the Group in these consolidated financial statements are the same as those disclosed in Note 2 to the Company's standalone financial statements for the year, except for the policy on basis of consolidation set out below, which is specific to these consolidated financial statements. All amounts are presented in Indian Rupees in Lakhs and rounded off to two decimals, unless otherwise stated.

Basis of Consolidation

Joint Venture: A joint venture is an entity over which the Group has joint control, established by contractual arrangement, requiring unanimous consent for decisions over relevant activities. The Group holds a 50% equity interest in Forgeco Limited, United Kingdom, acquired on 15 March 2025. The Group's interest in the Joint Venture is accounted for using the equity method in accordance with Ind AS 28 "Investments in Associates and Joint Ventures", from the date joint control commences until the date joint control ceases.

Under the equity method, the investment in the Joint Venture is initially recognised at cost. The carrying amount is increased or decreased thereafter to recognise the Group's share of the profit or loss of the Joint Venture after the date of acquisition. The Group's share of the Joint Venture's profit or loss for the year is recognised as a separate line item in the Consolidated Statement of Profit and Loss (Note 35). The Group's share of other comprehensive income of the Joint Venture, if any, is recognised in the Consolidated Statement of Profit and Loss under Other Comprehensive Income. Unrealised gains and losses on transactions between the Group and the Joint Venture are eliminated to the extent of the Group's interest in the Joint Venture.

The financial statements of the Joint Venture used for the purpose of equity accounting are drawn up to the same reporting date as the Company. Where necessary, adjustments are made to bring the accounting policies of the Joint Venture in line with those used by the Group.

The Group has no subsidiaries; accordingly, there is no non-controlling interest in these consolidated financial statements.

Note 3: Property, Plant and Equipment

(₹ in Lakhs)

Particulars	Freehold Land	Buildings	Plant & Equipment	Furniture & Fixtures	Vehicles	Office Equipment	Computers	Total
Gross Carrying Amount								
Balance as at 31st March 2025	123.47	1020.05	5994.97	120.18	435.44	135.70	121.28	7951.09
Additions during the year	-	16.13	491.76	8.67	109.23	13.25	4.50	643.54
Disposals during the year	-	15.24	47.86	24.03	12.87	23.43	2.96	126.40
Balance as at 31st March 2026	**123.47**	**1020.94**	**6438.88**	**104.82**	**531.80**	**125.52**	**122.82**	**8468.23**
Accumulated Depreciation								
Balance as at 31st March 2025	-	479.88	3341.87	90.54	253.19	90.59	108.66	4364.73
Depreciation expense for the year	-	32.38	264.39	6.63	45.32	8.55	3.78	361.05
Eliminated on disposal of assets	-	2.92	35.27	11.88	12.23	12.67	2.68	77.65
Balance as at 31st March 2026	**-**	**509.35**	**3570.99**	**85.29**	**286.29**	**86.46**	**109.76**	**4648.14**
Net Carrying Amount								
As at 31st March 2026	**123.47**	**511.59**	**2867.89**	**19.52**	**245.51**	**39.06**	**13.06**	**3820.09**
As at 31st March 2025	**123.47**	**540.17**	**2653.10**	**29.64**	**182.25**	**45.12**	**12.62**	**3586.39**

Note 4: Capital Work-in-Progress

(₹ in Lakhs)

Particulars	As at 31st March 2026	As at 31st March 2025
Opening Balance	-	-
Additions during the year	32.29	-
Disposal / Adjustment	-	-
Closing Balance	**32.29**	**-**

CWIP Ageing Schedule (as at 31st March 2026): Total capital work-in-progress of ₹32.29 Lakhs is entirely less than 1 year old; there is no capital work-in-progress overdue or exceeding its planned completion cost or time schedule.

Note 5: Investment Property

(₹ in Lakhs)

Particulars	As at 31st March 2026	As at 31st March 2025
Gross Carrying Amount		
Opening Balance as at 1st April	12.35	12.35
Additions during the year	-	-
Disposals / Transfers	-	-
Closing Balance	**12.35**	**12.35**
Accumulated Depreciation		
Opening Balance	-	-
Depreciation for the year	-	-

Particulars	As at 31st March 2026	As at 31st March 2025
Disposal / Adjustment	-	-
Closing Balance	**-**	**-**
Net Carrying Amount	**12.35**	**12.35**

Note 6: Intangible Assets

(₹ in Lakhs)

Particulars	As at 31st March 2026	As at 31st March 2025
Gross Carrying Amount		
Balance at the beginning of the year	128.00	118.25
Additions during the year	10.00	9.80
Deductions during the year	-	-
Balance at the end of the year	**138.05**	**128.05**
Accumulated Amortisation		
Balance at the beginning of the year	109.31	106.43
Amortisation expense for the year	4.45	2.88
Deductions for the year	-	-
Balance at the end of the year	**113.76**	**109.31**
Net Carrying Amount	**24.29**	**18.74**

Note 7: Right-of-use Assets

(₹ in Lakhs) - Category: Building

Particulars	As at 31st March 2026	As at 31st March 2025
Gross Carrying Amount		
Balance at the beginning of the year	61.43	-
Additions / Reclassification during the year	70.81	61.43
Disposals during the year	-	-
Balance at the end of the year	**132.24**	**61.43**
Accumulated Amortisation		
Balance at the beginning of the year	9.79	-
Amortisation charge for the year	21.58	21.58
Reversal on disposal of assets	-	(11.79)
Balance at the end of the year	**31.37**	**9.79**
Net Carrying Amount	**100.88**	**51.65**

Note 8: Non-Current Investments

(₹ in Lakhs)

Particulars	As at 31st March 2026	As at 31st March 2025
Investment in Joint Venture - Forgeco Limited, United Kingdom (unquoted, equity method)		
Initial Investment (Share Swap Consideration)	1185.48	1185.48

Particulars	As at 31st March 2026	As at 31st March 2025
Add/(Less): Share of Profit/(Loss) of Joint Venture (Note 35)	(46.15)	0.20
Add/(Less): Foreign Currency Translation Gain/(Loss) (OCI)	136.23	(3.96)
Total	**1275.56**	**1181.72**

Note 9: Other Non-Current Assets

(₹ in Lakhs)

Particulars	As at 31st March 2026	As at 31st March 2025
Capital Advances	113.61	94.90
Net Defined Benefit Asset	-	14.40
Preliminary Expenses	6.22	7.66
Security Deposits	837.40	460.43
Total	**957.23**	**577.39**

Note 10: Inventories

(₹ in Lakhs)

Particulars	As at 31st March 2026	As at 31st March 2025
Raw Materials	258.17	145.46
Work-in-Progress	4353.76	4003.79
Finished Goods	667.05	390.75
Scrap	53.25	82.57
Stores and Spares	1505.58	1402.98
Total	**6837.81**	**6025.55**

Note 11: Trade Receivables

(₹ in Lakhs)

Particulars	As at 31st March 2026	As at 31st March 2025
Unsecured, considered good	4207.37	2560.57
Unsecured, considered doubtful	-	-
Less: Allowance for Expected Credit Loss	(42.07)	(25.61)
Total	**4165.30**	**2534.96**

Ageing schedule for Trade Receivables (as at 31st March 2026)

Outstanding for following periods from due date of payment	As at 31st March 2026	As at 31st March 2025
Less than 6 months	4030.79	2457.07
6 months - 1 year	116.62	39.84
1-2 years	6.34	7.30
2-3 years	5.59	10.28
More than 3 years	48.03	46.08
Total	**4207.37**	**2560.57**

Note 12: Cash and Cash Equivalents

(₹ in Lakhs)

Particulars	As at 31st March 2026	As at 31st March 2025
Balance with Banks	672.99	184.86
Cheques, drafts on hand	-	-
Cash on Hand	12.25	7.97
Others	-	3.98
Total	**685.23**	**196.82**

Note 13: Bank Balances other than Cash and Cash Equivalents

(₹ in Lakhs)

Particulars	As at 31st March 2026	As at 31st March 2025
SBI Margin Money	2.94	2.74
Axis Bank Margin Money	240.52	227.30
SIDBI FDR* (Original maturity 3-12 months)	-	196.18
Yes Bank Margin Money	811.99	-
Total	**1055.45**	**426.22**

Note 14: Loans

(₹ in Lakhs)

Particulars (Unsecured, considered good)	As at 31st March 2026	As at 31st March 2025
Advance to related party (Tridib Industries Ltd.)	571.99	286.95
Total	**571.99**	**286.95**

Note 15(a): Current Tax Assets (Net)

(₹ in Lakhs)

Particulars	As at 31st March 2026	As at 31st March 2025
Provision for Advance Tax (Net of Income Tax)	-	-
Total	**-**	**-**

Note 15(b): Other Current Assets

(₹ in Lakhs)

Particulars (Unsecured, considered good)	As at 31st March 2026	As at 31st March 2025
Balances with Government Authorities	1061.44	803.69
Advances to Suppliers	185.23	197.72
Advances to Employees	30.93	34.33
Net Defined Benefit Asset	23.10	25.38
Other Current Assets (Advances to employees and recoverables)	113.82	194.17
Total	**1414.52**	**1255.28**

Note 16: Equity Share Capital

(₹ in Lakhs)

Particulars	*As at 31st March 2026*	*As at 31st March 2025*
Authorised:		
2,50,00,000 Equity Shares of Rs. 10 each	*2500.00*	*2400.00*
10,00,000 12% Redeemable Cumulative Preference Shares of Rs. 10 each	*-*	*100.00*
Total Authorised Capital	***2500.00***	***2500.00***
Issued, Subscribed and Paid-up:		
1,73,24,790 Equity Shares of Rs. 10 each fully paid-up	*1732.48*	*1096.84*
67,45,473 Bonus Equity Shares of Rs. 10 each fully paid-up	*674.55*	*674.55*
Total Issued, Subscribed and Paid-up Capital	***2407.03***	***1771.39***

(a) Reconciliation of number of Equity Shares outstanding

Particulars	*As at 31st March 2026*	*As at 31st March 2025*
Shares outstanding at the beginning of the year	*1,77,13,863.00*	*96,36,390.00*
Shares issued during the year	*63,56,400.00*	*13,32,000.00*
Bonus shares issued during the year	*-*	*67,45,473.00*
Shares outstanding at the end of the year	***2,40,70,263.00***	***1,77,13,863.00***

(b) Details of shareholders holding more than 5% of shares

Name of Shareholder	*No. of Shares (FY26)*	*% Holding (FY26)*	*No. of Shares (FY25)*	*% Holding (FY25)*
Davinder Bhasin	*1,10,41,330*	*45.87%*	*1,23,85,330*	*69.92%*
Minakshi Bhasin	*13,32,000*	*5.53%*	*13,32,000*	*7.52%*
Dev Arjun Bhasin	*9,52,000*	*3.96%*	*9,52,000*	*5.37%*
Dev Arjuna Enterprises Private Limited	*10,61,225*	*4.41%*	*10,61,225*	*5.99%*
Munish Promoters & Developers Private Limited	*19,83,305*	*8.24%*	*19,83,305*	*11.20%*

(c) Rights, preferences and restrictions attached to Equity Shares

The Company has only one class of equity shares having a par value of Rs. 10 per share. Each holder of equity shares is entitled to one vote per share. In the event of liquidation of the Company, holders of equity shares will be entitled to receive the remaining assets of the Company, after distribution of all preferential amounts, in proportion to the number of equity shares held.

(d) During the year, the Company issued 63,56,400 equity shares of Rs. 10 each at a premium of Rs. 86 per share pursuant to its Initial Public Offering (IPO). Accordingly, an amount of Rs. 5,466.50 lakhs has been credited to the Securities Premium Account, being the excess of issue price over the face value of equity shares.

(e) No class of shares has been bought back by the Company during the period of five years immediately preceding the current year end.

Note 17: Other Equity

The movement in Other Equity is set out in the Consolidated Statement of Changes in Equity. The closing balance reflects the Group's share of the results of the Joint Venture, Forgeco Limited, United Kingdom, accounted for using the equity method (Note 8 and Note 35).

Nature and Purpose of Reserves

Securities Premium: Securities premium represents the premium received on issue of shares over and above their face value, including premium received pursuant to the Company's Initial Public Offering. It can be utilised in accordance with the provisions of the Companies Act, 2013.

General Reserve: General reserve represents amounts set aside out of retained earnings in earlier years pursuant to the requirements of the Companies Act then in force.

Retained Earnings: Retained earnings represent the Group's cumulative profits carried forward, net of appropriations, including the Group's cumulative share of the results of the Joint Venture recognised under the equity method.

Other Comprehensive Income - Remeasurement of Net Defined Benefit Plan: This reserve represents the cumulative gains/(losses) arising on remeasurement of the net defined benefit obligation, recognised in Other Comprehensive Income and not reclassified to the Statement of Profit and Loss.

Note 18: Borrowings (Non-current)

(₹ in Lakhs)

Particulars	***As at 31st March 2026***	***As at 31st March 2025***
Secured - Term Loans from Banks	*687.82*	*1473.78*
Less: Current maturities of long-term debt (disclosed under Note 21)	*(263.09)*	*(330.50)*
Total	***424.73***	***1143.27***

Nature of security and terms of repayment: The term loans are secured as disclosed in the Company's standalone financial statements (Note 16), being secured by hypothecation of specific movable assets, immovable property, and personal/corporate guarantees of directors and promoter group entities, at interest rates ranging from 8.30% to 9.50% per annum.

Note 19: Lease Liabilities (Non-current)

(₹ in Lakhs)

Particulars	***As at 31st March 2026***	***As at 31st March 2025***
Lease Liability	*33.61*	*53.70*
Total	***33.61***	***53.70***

Note 20: Deferred Tax Liabilities (Net)

(₹ in Lakhs)

Particulars	***As at 31st March 2026***	***As at 31st March 2025***
Depreciation Timing Differences	*125.08*	*142.07*
Provision for Expected Credit Losses on Trade Receivables	*(10.59)*	*(6.44)*
Valuation of Gratuity	*5.18*	*7.88*
Total	***119.68***	***143.50***

Note 21: Borrowings (Current)

(₹ in Lakhs)

Particulars	*As at 31st March 2026*	*As at 31st March 2025*
Current maturities of long-term borrowings	*263.09*	*330.50*
Secured - from Bank (working capital facilities)	*4077.81*	*3767.37*
Unsecured - from Directors	*-*	*307.94*
Unsecured - from Others (related parties)	*832.36*	*471.31*
Total	***5173.26***	***4877.13***

Working capital facilities (Axis Bank and Yes Bank) are secured by hypothecation of the entire current assets of the Company, extension of charge over movable fixed assets, equitable mortgage of specified immovable properties, and personal/corporate guarantees of directors and promoter group entities, as more fully disclosed in the Company's standalone financial statements (Note 19).

Note 22: Lease Liabilities (Current)

(₹ in Lakhs)

Particulars	*As at 31st March 2026*	*As at 31st March 2025*
Lease Liability	*88.42*	*22.51*
Total	***88.42***	***22.51***

Note 23: Trade Payables

(₹ in Lakhs)

Particulars	*As at 31st March 2026*	*As at 31st March 2025*
Total outstanding dues of micro and small enterprises	*72.35*	*208.21*
Total outstanding dues of creditors other than micro and small enterprises	*899.20*	*1353.63*
Total	***971.54***	***1561.83***

Note 24: Other Financial Liabilities

(₹ in Lakhs)

Particulars	*As at 31st March 2026*	*As at 31st March 2025*
Payable to Employees	*207.80*	*165.39*
Interest Payable	*9.76*	*7.05*
Payable towards Other Expenses	*216.07*	*885.25*
Statutory Liabilities	*315.63*	*306.11*
Total	***749.26***	***1363.80***

Note 25: Other Current Liabilities

(₹ in Lakhs)

Particulars	*As at 31st March 2026*	*As at 31st March 2025*
Advance from Customers	*642.75*	*148.47*
Total	***642.75***	***148.47***

Note 26: Current Tax Liabilities (Net)

(₹ in Lakhs)

Particulars	As at 31st March 2026	As at 31st March 2025
Provision for Income Tax (Net of Advance Tax)	125.30	105.04
Total	**125.30**	**105.04**

Note 27: Revenue from Operations

(₹ in Lakhs)

Particulars	As at 31st March 2026	As at 31st March 2025
Sale of Products	17693.26	17102.91
Other Operating Revenue:		
Commission	24.91	67.93
Income from Job Work	11.19	7.17
Duty Draw Back	139.04	141.93
RoDTEP Account	56.77	75.95
Net Gain on Foreign Currency Transactions/Translation	338.33	148.71
Total	**18263.51**	**17544.60**

Note 28: Other Income

(₹ in Lakhs)

Particulars	As at 31st March 2026	As at 31st March 2025
Interest Income	104.17	323.07
Other Non-operating Income:		
Rent	1.32	0.11
Expected Return on Plan Assets	8.35	9.18
Balances Written Off	-	28.12
Miscellaneous Income	0.34	0.02
Notice Pay	0.32	0.17
Total	**114.50**	**360.67**

Note 29: Cost of Materials Consumed

(₹ in Lakhs)

Particulars	As at 31st March 2026	As at 31st March 2025
Opening Stock	145.46	575.16
Add: Purchases	8453.23	8930.18
Add: Direct Expenses:		
Manufacturing Expenses	295.23	349.06
Freight, Cartage & Octroi	28.35	26.79
Electricity Consumed	1146.01	1215.23
Stores Consumed	942.74	810.47
Plating Expenses	148.92	180.26
Wages	961.68	823.00
Less: Closing Stock	(258.17)	(145.46)
Total	**11863.44**	**12764.69**

Note 30: Changes in Inventories of Finished Goods and Work-in-Progress

(₹ in Lakhs)

Particulars	***As at 31st March 2026***	***As at 31st March 2025***
Inventories at the beginning of the year:		
Finished Goods	*390.75*	*284.51*
Work-in-Progress	*4003.79*	*2810.64*
Scrap	*82.57*	*74.85*
Total (a)	***4477.11***	***3170.00***
Inventories at the end of the year:		
Finished Goods	*667.05*	*390.75*
Work-in-Progress	*4353.76*	*4003.79*
Scrap	*53.25*	*82.57*
Total (b)	***5074.06***	***4477.11***
Net (Increase)/Decrease in Inventories (a-b)	***(596.95)***	***(1307.11)***

Note 31: Employee Benefits Expense

(₹ in Lakhs)

Particulars	***As at 31st March 2026***	***As at 31st March 2025***
Salaries and Benefits	*1141.06*	*1113.48*
Director Remuneration	*43.22*	*30.66*
Contribution to Provident and Other Funds	*131.51*	*129.53*
Staff Welfare Expenses	*32.32*	*32.68*
Total	***1348.12***	***1306.36***

Note 32: Finance Costs

(₹ in Lakhs)

Particulars	***As at 31st March 2026***	***As at 31st March 2025***
Interest Expenses	*510.17*	*444.60*
Other Borrowing Costs (Bank Charges)	*71.54*	*61.38*
Total	***581.71***	***505.97***

Note 33: Depreciation and Amortisation Expense

(₹ in Lakhs)

Particulars	***As at 31st March 2026***	***As at 31st March 2025***
Depreciation on Property, Plant and Equipment (Note 3)	*364.83*	*316.77*
Amortisation of Right-of-use Assets (Note 7)	*21.58*	*21.58*
Total	***386.41***	***338.35***

Note 34: Other Expenses

(₹ in Lakhs)

Particulars	As at 31st March 2026	As at 31st March 2025
Auditors' Remuneration	3.37	3.38
Cartage & Freight Outward	596.15	648.57
Custom Duty	1806.34	585.96
Handling Charges	271.24	299.03
Allowance for Expected Credit Loss	42.07	25.61
Packing & Forwarding	186.23	221.67
Repair & Maintenance	114.76	144.34
Miscellaneous Expenses	486.11	415.94
Total	**3506.26**	**2344.49**

Note 35: Share of Profit/(Loss) after Tax of Joint Venture

This represents the Group's 50% share of the profit/(loss) after tax of Forgeco Limited, United Kingdom, accounted for using the equity method in accordance with Ind AS 28 (refer Note 2 -Basis of Consolidation, and Note 8 -Non-Current Investments).

(₹ in Lakhs)

Particulars	As at 31st March 2026	As at 31st March 2025
Group's share of profit/(loss) after tax of Forgeco Limited, United Kingdom (50%)	(46.15)	0.20
Total	**(46.15)**	**0.20**

Note 36: Commitments and Contingencies

A. Contingent liabilities (to the extent not provided for)

(₹ in Lakhs)

Particulars	As at 31st March 2026	As at 31st March 2025
Bank Guarantees given by the Company	413.35	295.91
Indirect Tax (GST) demands under dispute	99.94	99.94
Direct Tax (TDS) demands under dispute	0.69	-
Litigation - Punjab State Power Corporation Limited	40.88	40.88
Total	**554.86**	**436.73**

The Company has claims/legal proceedings brought against it by various government and defence-sector customers (Ordnance Factories, PCDA, Ministry of Defence entities) arising in the ordinary course of business, primarily relating to duty and customs matters. The Company believes these claims are not tenable and does not expect any material liability to arise, and no provision has been made in respect of these amounts beyond the Bank Guarantees disclosed above.

B. Corporate Guarantee

Corporate guarantee has been given to India Infoline Ltd against a loan taken by Munish Promoters & Developers Pvt. Ltd (not a subsidiary), with an outstanding balance of Rs. 1.80 Lakhs, and to IIFL Home Finance Ltd of Rs. 11.31 Lakhs, as at 31st March 2025. Management believes the likelihood of default is remote and no material obligation is expected to arise; accordingly, no provision has been made in this regard.

C. Commitments

(₹ in Lakhs)

Nature	*As at 31st March 2026*	*As at 31st March 2025*
Letter of Credit	*1278.07*	*1352.71*
Total	***1278.07***	***1352.71***

D. Undrawn Committed Borrowing Facilities

The Company has sanctioned working capital limits of Rs. 4,165 Lakhs from Axis Bank and Rs. 3,300 Lakhs from Yes Bank as at 31st March 2026 (31st March 2025: Rs. 1,800 Lakhs and Rs. 1,500 Lakhs respectively), of which Rs. 496.33 Lakhs and Rs. 901.43 Lakhs respectively remained undrawn as at 31st March 2026 (31st March 2025: Nil and Rs. 26.68 Lakhs respectively).

Note 37: Segment Reporting

The Group's operations primarily comprise the manufacturing of forged and machined components (including flanges, scaffolding, auto parts, tank track chains, bomb shells and fence posts). The Managing Director of the Company allocates resources and assesses performance of the Group as the Chief Operating Decision Maker (CODM). The CODM monitors the operating results of the business as a single segment; hence no separate segment information is required to be disclosed under Ind AS 108. All non-current assets of the Company are located in India. The Group's Joint Venture, Forgeco Limited, is located in the United Kingdom and is accounted for using the equity method (Note 8 and Note 35), and is not itself a reportable operating segment of the Group.

Note 38: Related Party Disclosures as per Ind AS 24

(a) Related parties and their relationship

Name of the Related Party	Nature of Relationship
Davinder Kumar Bhasin	Managing Director
Vishal Anand	Director
Dev Arjun Bhasin	Director
Manoj Kumar Pandey	Chief Financial Officer (w.e.f. 01.10.2024)
Sukhdeep Kaur	Company Secretary (13.10.2023 to 31.10.2025)
Yogita Dhall	Company Secretary (w.e.f. 23.01.2026)
Gaisu Bhasin, Minakshi Bhasin, Vishesh Mehra, Seema Mehra	Relatives of Key Managerial Personnel
Forgeco Limited, United Kingdom	Joint Venture
Bhasin and Company; Bhasin Infrastructure and Developers Pvt. Ltd.; DABS Collection LLP; Dev Arjuna Cast & Forge Pvt. Ltd.; Dev Arjuna Enterprises Pvt. Ltd.; Dev Arjuna Intertrade Pvt. Ltd.; Eurotops India Pvt. Ltd.; Munish International Pvt. Ltd.; Munish Promoters & Developers Pvt. Ltd.; Rajgadh Kwality Estate Promoters Pvt. Ltd.; Satya Narayan Investment and Trading Company Pvt. Ltd.; Sh. Ram Lal Bhasin Charitable Trust; Tridib Industries Ltd.	Entities over which a Director has significant influence

(b) Transactions during the year

(₹ in Lakhs)

Nature of Transaction	*FY 2025-26*	*FY 2024-25*
Director Remuneration	*42.47*	*30.66*
Salary to KMP/Relatives	*16.34*	*16.18*
Rent Expense	*41.85*	*46.50*
Rent Income	*1.43*	*0.11*

Nature of Transaction	*FY 2025-26*	*FY 2024-25*
Purchase of Goods	-	734.17
Sales	825.99	2377.35
Trade Advances Given	0.50	25.72
Trade Advances Returned	2.47	48.94
Business Supervision Expenses	-	14.77
Reimbursement	33.02	32.60
Loans and Advances Given	-	20.00
Loans and Advances Received Back	-	20.00
Intercorporate/Director Loans Taken	1051.28	2213.10
Intercorporate/Director Loans Repaid	1059.21	2092.77
Interest Expense	67.98	64.13
Interest Income	49.91	507.21
Loans Given (to Tridib Industries Ltd.)	315.12	656.80
Loan Repayment Received (from Tridib Industries Ltd.)	75.00	273.80
Redemption of Preference Shares at Premium	-	270.00

(c) Outstanding balances at the year end

(₹ in Lakhs)

Nature	*As at 31st March 2026*	*As at 31st March 2025*
Director Remuneration Payable	1.75	0.95
Salary Payable	1.07	0.87
Sundry Payables	0.63	0.42
Unsecured Loan Payable	832.05	779.26
Interest Payable	60.79	51.23
Loan Receivable (Tridib Industries Ltd.)	571.99	286.95
Interest Receivable	49.91	53.54
Other Receivables	4.77	10.38
Trade Receivable	62.43	511.30
Trade Payable	133.19	125.21

(d) Terms and conditions of transactions with related parties

The transactions with related parties are made on terms equivalent to those that prevail in arm's length transactions. Outstanding balances at the year-end are unsecured and settlement occurs in cash. No guarantees have been given or received in respect of related party receivables or payables, other than as disclosed in Note 36. No balances in respect of related parties have been provided for, written off or written back during the year, except as stated above. Related party relationships have been identified by the management and relied upon by the auditors.

Note 39: Employee Benefits (Ind AS 19)

The Group operates a defined benefit Gratuity Plan for its employees, managed by the Company itself. Every employee who has completed at least five years of service is entitled to a gratuity on departure at 15 days' last drawn salary for each completed year of service. The present value of the obligation is determined using the Projected Unit Credit Method. The following disclosures are made in accordance with Ind AS 19:

(a) Reconciliation of opening and closing balances of the Defined Benefit Obligation

Particulars	As at 31st March 2026	As at 31st March 2025
Present value of obligation at the beginning of the year	90.97	85.09
Current service cost	20.50	23.92
Interest cost	5.13	5.94
Benefits paid	(12.93)	(10.19)
Actuarial (gain)/loss on obligations	10.87	(13.79)
Present value of obligation at the end of the year	**114.54**	**90.97**

(b) Reconciliation of opening and closing balances of the fair value of plan assets

Particulars	As at 31st March 2026	As at 31st March 2025
Fair value of plan assets at the beginning of the year	130.75	116.84
Adjustment in opening balance	-	14.34
Expected return on plan assets	8.35	9.18
Employer contribution	11.31	-
Benefits paid	(12.93)	(10.19)
Actuarial gain/(loss) on plan assets	0.16	0.57
Fair value of plan assets at the end of the year	**137.64**	**130.75**

(c) Net defined benefit asset recognised in the Balance Sheet

Particulars	As at 31st March 2026	As at 31st March 2025
Fair value of plan assets	137.64	130.75
Present value of defined benefit obligation	(114.54)	(90.97)
Net defined benefit asset recognised in the Balance Sheet	**23.10**	**39.78**

(d) Net defined benefit expense recognised in the Statement of Profit and Loss

Particulars	As at 31st March 2026	As at 31st March 2025
Current service cost	20.50	23.92
Net interest cost	5.13	5.94
Expected return on plan assets	(8.35)	(9.18)
Net defined benefit expense	**17.28**	**20.67**

(e) Remeasurement (gain)/loss recognised in Other Comprehensive Income

Particulars	As at 31st March 2026	As at 31st March 2025
Actuarial (gain)/loss on obligations	10.87	(13.79)
Actuarial (gain)/loss on plan assets	(0.16)	(0.57)
Actuarial (gain)/loss recognised in OCI for the year	**10.71**	**(14.36)**

(f) Actuarial Assumptions

Particulars	As at 31st March 2026	As at 31st March 2025
Discount rate	6.60% p.a.	6.55% p.a.
Salary growth rate	5.60% p.a.	5.60% p.a.
Withdrawal rate - Age 25 & below	10% p.a.	10% p.a.
Withdrawal rate - Age 25 to 35	40% p.a.	40% p.a.
Withdrawal rate - Age 35 to 45	30% p.a.	30% p.a.
Withdrawal rate - Age 45 to 55	30% p.a.	30% p.a.

Particulars	*As at 31st March 2026*	*As at 31st March 2025*
Withdrawal rate - Age 55 & above	*30% p.a.*	*30% p.a.*
Mortality rate	*Indian Assured Lives Mortality (2012-14) table*	*Indian Assured Lives Mortality (2012-14) table*

(g) Sensitivity Analysis (Defined Benefit Obligation)

The sensitivity analysis below has been determined based on reasonably possible changes in the respective assumptions occurring at the end of the reporting period, while holding all other assumptions constant.

Particulars	As at 31st March 2026	As at 31st March 2025
Discount rate - Increase by 0.5%	113.05	89.75
Discount rate - Decrease by 0.5%	116.06	92.23
Salary growth rate - Increase by 0.5%	116.07	92.23
Salary growth rate - Decrease by 0.5%	113.03	89.73
Withdrawal rate - Increase to 110% of assumed rate	113.03	89.52
Withdrawal rate - Decrease to 90% of assumed rate	116.12	92.50

(h) Expected Future Cash Flows (Undiscounted)

Particulars	*As at 31st March 2026*	*As at 31st March 2025*
Year 1	*33.89*	*25.38*
Year 2	*25.51*	*19.92*
Year 3	*20.94*	*16.68*
Year 4	*16.13*	*13.69*
Year 5	*12.25*	*10.17*
Year 6 to Year 10	*25.24*	*20.76*

Note 40: Corporate Social Responsibility (CSR) Expenditure

In accordance with Section 135 of the Companies Act, 2013 and the Companies (Corporate Social Responsibility Policy) Rules, 2014, the Company is required to spend on CSR activities. The amount spent by the Company towards CSR activities during the year, and the related disclosures, are set out below:

(₹ in Lakhs)

Particulars	*As at 31st March 2026*	*As at 31st March 2025*
Gross amount required to be spent by the Company during the year	*18.01*	*7.57*
Amount carried forward from previous year (unspent, set off against current year obligation)	*1.93*	*-*
Amount spent during the year - on purposes other than construction/acquisition of an asset	*19.50*	*9.50*
Amount spent during the year - on construction/acquisition of an asset	*-*	*-*
Shortfall/(excess) at the end of the year	*(3.42)*	*(1.93)*
Total of previous years' shortfall	*-*	*-*

The Company's CSR spend was applied towards healthcare and other activities covered under Schedule VII of the Companies Act, 2013. No amount has been provided or spent on CSR activities carried out

through related parties. The unspent shortfall relates to activities in progress and is not required to be transferred to a fund specified under Schedule VII.

Note 41: Fair Value Measurements

Set out below is a comparison, by class, of the carrying amounts and fair values of the Company's financial instruments, other than those with carrying amounts that are reasonable approximations of fair value. All financial assets and liabilities below are measured at amortised cost and are categorised within Level 3 of the fair value hierarchy (unobservable inputs), as their fair value is not materially different from carrying value given their short-term nature or discounting using rates reflecting current market terms.

(₹ in Lakhs)

Particulars	***Carrying/Fair Value as at 31st March 2026***	***Carrying/Fair Value as at 31st March 2025***
Financial Assets at amortised cost		
Investments (at fair value through other comprehensive income)	*1275.56*	*1181.72*
Other Financial Assets (Current)	*1055.45*	*426.22*
Trade Receivables	*4165.30*	*2534.96*
Cash & Cash Equivalents	*685.23*	*196.82*
Loans	*571.99*	*286.95*
Financial Liabilities at amortised cost		
Borrowings	*5597.99*	*6020.41*
Trade Payables	*971.54*	*1561.83*
Lease Liabilities	*33.61*	*53.70*
Other Financial Liabilities (Current)	*749.26*	*1363.80*

Fair Value Hierarchy: Level 1 - quoted (unadjusted) prices in active markets; Level 2 - inputs other than quoted prices that are observable, directly or indirectly; Level 3 - inputs not based on observable market data. All financial instruments above fall under Level 3, given their unquoted nature. The fair value of unquoted instruments, loans and other financial liabilities is estimated by discounting future cash flows using rates currently available for debt on similar terms, credit risk and remaining maturities.

Note 42: Investment Property – Fair Value Adjustment (As per Ind AS 40)

The Company holds an investment property located in Ludhiana, acquired at a cost of Rs. 12.35 lakhs. As at 31st March 2026, the property continues to be carried at its historical cost of Rs. 12.35 lakhs (Note 5). The property remained unused during the year, and no depreciation has been charged thereon. In accordance with Ind AS 40 – Investment Property, the Company has elected the cost model and the property continues to be recognised in the books at cost.

Note 43: Exchange Rate Fluctuation – Custom Duty Security and Foreign Debtors (Ind AS 21)

During the year ended 31st March 2026, the Company recognised foreign exchange gains arising from the revaluation of monetary items denominated in foreign currencies, in accordance with Ind AS 21 – The Effects of Changes in Foreign Exchange Rates. The Company recorded a foreign exchange gain of Rs. 82.94 lakhs on Custom Duty Security and Rs. 164.59 lakhs on the valuation of foreign currency debtors as at 31st March 2026. These exchange differences have been recognised in the Statement of Profit and Loss in accordance with Ind AS 21.

Note 44: Expected Credit Loss on Trade Receivables (Ind AS 109 & Ind AS 12)

In accordance with Ind AS 109 – Financial Instruments, the Company applies the Expected Credit Loss (ECL) model to measure impairment on trade receivables, including receivables from foreign customers, using the simplified approach whereby lifetime expected credit losses are recognised. As at 31st March 2026, trade receivables have been restated at applicable exchange rates in accordance with Ind AS 21. Based on the Company's assessment of recoverability and credit risk, an Expected Credit Loss provision of Rs. 42.07 lakhs has been recognised as at the reporting date (Note 11), charged to the Statement of Profit and Loss under "Allowance for Expected Credit Loss" and presented as a deduction from Trade Receivables in the Balance Sheet. The related tax effect has been recognised as a Deferred Tax Asset in accordance with Ind AS 12.

Note 45: Lease Accounting – Right-of-Use Asset (As per Ind AS 116)

The Company has recognised Right-of-Use (ROU) assets and corresponding lease liabilities for its lease arrangements in accordance with Ind AS 116 – Leases (see also Note 7 for ROU asset movement and Notes 19/22 for lease liability balances).

Breakup of Lease Liability

Particulars	*As at 31st March 2026*	*As at 31st March 2025*
Current lease liabilities	*88.42*	*22.51*
Non-current lease liabilities	*33.61*	*53.70*
Total	***122.02***	***76.20***

Contractual Lease Liabilities on Undiscounted Basis

Particulars	*As at 31st March 2026*	*As at 31st March 2025*
Not later than one year	*36.60*	*29.06*
Later than one year and not later than five years	*84.37*	*60.97*
Later than five years	*42.00*	-

The Company has applied the practical expedient in paragraph 6 of Ind AS 116 for short-term leases (term of 12 months or less) and leases of low-value assets; payments on these are recognised on a straight-line basis over the lease term.

Note 46: Foreign Exchange Loss on PCFC (Ind AS 21)

During the year ended 31st March 2026, the Company incurred a foreign exchange loss of Rs. 12.49 lakhs on account of Packing Credit in Foreign Currency (PCFC). This loss has been recognised in the Statement of Profit and Loss in accordance with Ind AS 21 – The Effects of Changes in Foreign Exchange Rates, and the carrying amount of the PCFC balance, classified under Current Liabilities, has been adjusted accordingly.

Note 47: Security Deposits

The Company has placed security deposits with government authorities and utility service providers such as electricity and telecom departments. These deposits are made in the normal course of business as a prerequisite for availing services and are refundable on termination or discontinuation of the respective services. The security deposits are classified as non-current financial assets as they are not expected to be realised within twelve months from the reporting date. These are measured at cost, which approximates their fair value, as the effect of discounting is not considered material in the context of these deposits. No impairment has been recognised on these deposits, as they are recoverable from creditworthy counterparties, primarily government or regulated entities.

Note 48: Disclosure under the Micro, Small and Medium Enterprises Development Act, 2006

As per the information and records available with the Company, no interest has been provided or paid under the Micro, Small and Medium Enterprises Development Act, 2006, in respect of delayed payments made to Micro and Small Enterprises. The amount of interest, if any, that may be payable in accordance with the provisions of the MSMED Act has not been ascertained and hence not provided for in the books of accounts. The Company will recognise such interest, if any, as and when the liability is determined. Refer Note 23 for the ageing of dues to micro and small enterprises.

Note 49: Capital Management

For the purposes of the Company's capital management, capital includes equity attributable to the equity holders of the Company and all other equity reserves. The primary objective of the Company's capital management is to ensure that it maintains an efficient capital structure and maximises shareholder value. The Company manages its capital structure and makes adjustments in light of changes in economic conditions and the requirements of financial covenants. To maintain or adjust the capital structure, the Company may adjust the dividend payment to shareholders or issue new shares. No changes were made in the objectives, policies or processes for managing capital during the years ended 31 March 2025 and 31 March 2026.

The Company monitors capital using the gearing ratio, which is net debt divided by total capital plus net debt. The Company's policy is to keep the gearing ratio between 15% and 35%.

(₹ in Lakhs)

Particulars	***As at 31st March 2026***	***As at 31st March 2025***
Loans and borrowings (net of Cash and Cash Equivalents)	*3857.30*	*5397.37*
Net Debt	***3857.30***	***5397.37***
Equity	*12624.48*	*6734.76*
Total Capital and Net Debt	***25248.96***	***13469.52***
Gearing Ratio (Net Debt / Capital and Net Debt)	***15.28%***	***40.07%***

Note 50: Financial Risk Management Objectives and Policies

The Company's principal financial liabilities, other than derivatives, comprise loans and borrowings and trade and other payables. The main purpose of these financial liabilities is to finance the Company's operations. The Company's principal financial assets include loans, trade and other receivables, and cash and cash equivalents that are derived directly from its operations. The Company is exposed to market risk, credit risk and liquidity risk. The Board of Directors reviews and agrees policies for managing each of these risks, which are summarised below.

(a) Market Risk

Market risk is the risk that the fair value of future cash flows of a financial instrument will fluctuate because of changes in market prices, comprising currency risk, interest rate risk and other price risks. Financial instruments affected by market risk include loans and borrowings, deposits, investments and foreign currency receivables and payables.

(b) Interest Rate Risk

Interest rate risk is the risk that the fair value or future cash flows of a financial instrument will fluctuate because of changes in market interest rates. The Company's exposure to interest rate risk relates primarily to its floating-rate short-term debt obligations. The Company's term loans outstanding

comprise fixed-rate loans and are accordingly not exposed to the risk of fluctuation in market interest rates.

(c) Credit Risk

Credit risk is the risk that a counterparty will not meet its obligations under a financial instrument or customer contract, leading to a financial loss. The Company is exposed to credit risk from its operating activities (primarily trade receivables) and from its financing activities, including deposits with banks and other financial instruments. Customer credit risk is managed based on the Company's established policies and procedures; outstanding receivables are regularly monitored, and an impairment analysis is performed at each reporting date using the lifetime expected credit loss method based on a provision matrix. The Company evaluates the concentration of credit risk with respect to trade receivables as low, and does not hold collateral as security.

(₹ in Lakhs)

Particulars	***As at 31st March 2026***	***As at 31st March 2025***
Financial assets measured using 12-month Expected Credit Loss (ECL):		
Cash and Cash Equivalents	*685.23*	*196.82*
Other Current Financial Assets	*1055.45*	*426.22*
Other Non-current Financial Assets	*-*	*-*
Financial assets measured using Lifetime Expected Credit Loss (ECL):		
Trade Receivables (gross)	*4207.37*	*2560.57*

The ageing analysis of trade receivables has been considered from the date the invoice falls due:

Particulars	***As at 31st March 2026***	***As at 31st March 2025***
0 to 180 days past due date	*4030.79*	*2457.07*
More than 180 days past due date	*176.58*	*103.50*
Total	***4207.37***	***2560.57***

(d) Liquidity Risk

Liquidity risk is the risk that the Company will not be able to settle or meet its obligations on time or at a reasonable price. The Company's objective is to maintain optimum levels of liquidity at all times to meet its cash and liquidity requirements, and it closely monitors its liquidity position through rolling forecasts of expected cash flows, supported by short-term bank deposits and cash credit facilities. Details of the contractual maturity profile of the Company's borrowings, lease liabilities and trade and other payables are set out in Notes 18 to 25. The Company has assessed the concentration of liquidity risk with respect to its debt obligations as low.

Note 51: Earnings per Share (EPS)

The weighted average number of equity shares for both years has been adjusted for the bonus shares issued, in accordance with Ind AS 33. The Group's Basic and Diluted EPS attributable to owners of the Company reflects the Group's share of profit after adjusting for its share in the results of the Joint Venture (Note 35).

(₹ in Lakhs, unless otherwise stated)

Particulars	***As at 31st March 2026***	***As at 31st March 2025***
Profit attributable to equity shareholders for basic and diluted EPS (₹ in Lakhs)	*1006.68*	*1444.36*

Particulars	*As at 31st March 2026*	*As at 31st March 2025*
Weighted average number of equity shares for basic and diluted EPS	*2,08,92,063.00*	*1,77,13,863.00*
Nominal value per equity share (₹)	*10.00*	*10.00*
Basic earnings per share (₹)	*4.82*	*8.15*
Diluted earnings per share (₹)	*4.82*	*8.15*

Note 52: Additional Regulatory Information

A. Remission of Duties and Taxes on Export Products (RoDTEP)

The Company has accounted for total entitlement of RoDTEP on accrual basis. RoDTEP income recognised: ₹56.77 lakhs (previous year: ₹75.95 lakhs).

Auditors' Remuneration

As Auditor: ₹2.50 lakhs (previous year: ₹2.50 lakhs); For taxation matters: ₹0.75 lakhs (previous year: ₹0.75 lakhs); For other services: ₹0.125 lakhs (previous year: ₹0.125 lakhs); Total: ₹3.375 lakhs (previous year: ₹3.375 lakhs).

B. Value of Raw Materials and Stores Consumed

Raw materials consumed: ₹8,340.51 lakhs, 100% indigenous (previous year: ₹9,359.88 lakhs, 100% indigenous). Stores and spares consumed: ₹942.74 lakhs, 100% indigenous (previous year: ₹810.47 lakhs, 100% indigenous).

C. Earnings in Foreign Exchange (FOB value of exports)

EUR 7.07 lakhs (₹686.54 lakhs); GBP 2.68 lakhs (₹309.63 lakhs); USD 99.78 lakhs (₹8,229.74 lakhs) for the year ended 31st March 2026 (previous year: EUR 5.55 lakhs/₹498.65 lakhs; GBP 15.45 lakhs/₹1,632.30 lakhs; USD 86.69 lakhs/₹7,295.40 lakhs). All export transactions are hedged with the Company's bankers; gains/losses on hedging are recognised in the Statement of Profit and Loss in accordance with Ind AS 109.

D. Expenditure in Foreign Currency

Foreign travelling: ₹23.30 lakhs (previous year: ₹46.56 lakhs); Custom duty: ₹1,806.34 lakhs (previous year: ₹627.65 lakhs); Subscription: Nil (previous year: ₹1.02 lakhs).

E. CIF Value of Imports

Nil (previous year: Nil).

Note 53: Loans/Advances to Intermediaries

The Company has not advanced, loaned or invested funds to any entity, including foreign entities ("Intermediaries"), with the understanding, whether recorded in writing or otherwise, that the Intermediary shall, whether directly or indirectly, lend or invest in other persons or entities identified in any manner whatsoever by or on behalf of the Company ("Ultimate Beneficiaries") or provide any guarantee, security or the like on behalf of the Ultimate Beneficiaries.

Note 54: Funds Received from Funding Parties

The Company has not received funds from any entities, including foreign entities ("Funding Parties"), with the understanding that the Company shall, directly or indirectly, lend or invest in other persons or

entities on behalf of the Funding Parties ("Ultimate Beneficiaries") or provide any guarantee, security or the like on behalf of the Ultimate Beneficiaries.

Note 55: Confirmation of Balances

Balances of trade receivables, loans and advances, deposits and trade payables are subject to confirmation/reconciliation and subsequent adjustments, if any.

Note 56: Realisability of Current Assets

In the opinion of the Board, all current assets, loans and advances have a value on realisation in the ordinary course of business at least equal to the amount at which they are stated.

Note 57: Investment in Forgeco Limited, United Kingdom -Joint Venture (Ind AS 27, Ind AS 21 and Ind AS 103)

On 15 March 2025, the Company acquired a 50% equity interest in Forgeco Limited, United Kingdom, for ₹1,185.48 lakhs through a non-cash share swap. The investment is equity-accounted in these consolidated financial statements in accordance with Ind AS 28 (refer Note 2 -Basis of Consolidation, and Note 8 -Non-Current Investments, for the carrying value and movement, and Note 35 for the Group's share of the Joint Venture's results for the year).

Note 58: Details of Benami Property Held

As per information provided by the management, the Company holds no benami property, and no proceedings have been initiated or are pending against the Company under the Benami Transactions (Prohibition) Act, 1988 and the rules made thereunder.

Note 59: Title Deeds of Immovable Property

All title deeds of immovable property are held in the name of the Company.

Note 60: Borrowings on the Basis of Security of Current Assets

The Company has borrowings from banks and financial institutions on the basis of security of current assets. The quarterly returns or statements of current assets filed by the Company with such banks or financial institutions are in agreement with the books of account.

Note 61: Wilful Defaulter

The Company has not been declared a wilful defaulter by any bank, financial institution or other lender.

Note 62: Relationship with Struck-off Companies

The Company has not entered into any transactions with companies struck off under Section 248 of the Companies Act, 2013 or Section 560 of the Companies Act, 1956.

Note 63: Registration of Charges with the Registrar of Companies

All charges or satisfactions of charges are registered with the Registrar of Companies within the statutory timelines.

Note 64: Compliance with Number of Layers of Companies

The provisions relating to restriction on the number of layers of companies prescribed under clause (87) of Section 2 of the Act read with the Companies (Restriction on Number of Layers) Rules, 2017, are not applicable to the Company as the Company has no subsidiary.

Note 65: Compliance with Approved Scheme(s) of Arrangement

The Company has not been involved in any Scheme of Arrangement in terms of Sections 230 to 237 of the Companies Act, 2013.

Note 66: Utilisation of Borrowed Funds and Share Premium

(a) The Company has not advanced, loaned or invested funds (whether from borrowed funds, share premium or any other sources or kind of funds) to any other person(s) or entity(ies), including foreign entities ("Intermediaries"), with the understanding that the Intermediary shall lend or invest in other persons or entities identified in any manner whatsoever by or on behalf of the Company, or provide any guarantee, security or the like to or on behalf of the Ultimate Beneficiaries. (b) The Company has not received any fund from any person(s) or entity(ies), including foreign entities ("Funding Party"), with the understanding (whether recorded in writing or otherwise) that the Company shall directly or indirectly lend or invest in other persons or entities identified by or on behalf of the Funding Party, or provide any guarantee, security or the like on behalf of the Ultimate Beneficiaries.

Note 67: Undisclosed Income

The Company has no transactions not recorded in the books of account that have been surrendered or disclosed as income during the year in the tax assessments under the Income Tax Act, 1961.

Note 68: Details of Crypto Currency or Virtual Currency

The Company has not traded in or invested in crypto currency or virtual currency during the financial year.

Note 69: Regrouping/Reclassification

Previous year figures have been regrouped or reclassified, wherever necessary, to conform to the current year's presentation.

Note 70: Analytical Ratios

Pursuant to the amendment to Schedule III of the Companies Act, 2013, the Group discloses the following ratios along with explanations for variances exceeding 25% as compared to the preceding year:

Ratio	FY 2025-26	FY 2024-25	% Variance	Reason for variance
Current Ratio (times)	1.90	1.33	43.15%	Increase in current assets
Debt-Equity Ratio (times)	0.44	0.89	(50.40)%	Increase in share capital following IPO proceeds
Debt Service Coverage Ratio (times)	1.01	8.73	(88.41)%	Previous loans cleared
Return on Equity (%)	10.40%	42.89%	(75.75)%	Increase in PAT
Inventory Turnover Ratio (times)	3.47	4.24	(18.10)%	N.A.
Trade Receivables Turnover Ratio (times)	5.45	13.84	(60.62)%	Increase in sales
Trade Payables Turnover Ratio (times)	6.67	6.40	4.31%	N.A.
Net Capital Turnover Ratio (times)	2.62	6.63	(60.52)%	Increase in sales
Net Profit Ratio (%)	5.51%	8.23%	(33.05)%	Increase in PAT

Ratio	FY 2025-26	FY 2024-25	% Variance	Reason for variance
Return on Capital Employed (%)	10.36%	18.99%	(45.42)%	Increase in EBIT
Return on Investment (%)	-	30.62%	N.A.	Increase in PBT

THANK YOU

We extend our sincere gratitude to all our stakeholders — shareholders, customers, employees, business partners, government authorities and communities — for their continued trust, support and encouragement.

Your belief in Munish Forge Limited inspires us to strive for greater excellence and to create a stronger, more sustainable tomorrow together.

Thank you for being an integral part of our journey.