

Dev Arjuna Cast And Forge Private Limited

Regd. Office: Village-Gobindgarh, Adj. Phase-VII, Focal Point,
Ludhiana PB 141010 IN

CIN: U27101PB1999PTC023085

NOTICE OF ANNUAL GENERAL MEETING

Notice is hereby given that the next Annual General Meeting of the members of M/s Dev Arjuna Cast & Forge Private Limited will be held at the Registered Office at Village-Gobindgarh, Adj. Phase-VII, Focal Point, Ludhiana on Tuesday, 30th Day of November 2021, at 09:15 A.M. to transact the following businesses:

ORDINARY BUSINESS:

1. To receive, consider and adopt the audited balance sheet and Profit and Loss Account as on 31st March, 2021 and the report of the Directors and Auditors thereon.
2. Ratification of the Appointment of Statutory Auditors.

"RESOLVED THAT consent of the Company be and is hereby accorded to the ratification of the appointment of M/s Vinay & Associates, Chartered Accountants (Membership No. 082988) who were appointed to hold office from the conclusion of Annual General meeting held on 30th September, 2019 until the conclusion of Annual General meeting to be held in the year 2024, as Statutory Auditors of the Company, on remuneration to be fixed by the Board of Directors of the Company."

Place : Ludhiana
Dated : 5th October, 2021

By Order of the Board of Directors



Davinder Kumar Bhasin
(Director)
DIN: 00780268
6, Kabul Singh Enclave,
Aggar Nagar, South End,
Ludhiana-142027



Dev Arjun Bhasin
(Director)
DIN: 07670554
H. No.6, Kabul Singh Enclave,
South Aggar Nagar,
Ayali Kalan, Ludhiana-141010

Dev Arjuna Cast And Forge Private Limited

**Regd. Office: Village-Gobindgarh, Adj. Phase-VII, Focal Point,
Ludhiana PB 141010 IN**

CIN: U27101PB1999PTC023085

NOTES

1. A member entitled to attend and vote at the meeting is entitled to appoint a proxy to attend and vote instead of himself/herself and the proxy need not be a member of the company.
2. The Audited Balance Sheet as at 31st March, 2021 and the Profit & Loss Account for the year ended on that dated along with the reports thereon of the Auditors and Directors are enclosed. Queries relating to the Accounts must be sent to the Company at its registered office at least seven days before the date of the meeting.
3. Members/Proxies are requested to bring their copies of Annual Reports, as the same will not be distributed at the meeting.

Dev Arjuna Cast And Forge Private Limited

Regd. Office: Village-Gobindgarh, Adj. Phase-VII, Focal Point,
Ludhiana (Formerly C-128, Focal Point, Ludhiana)

CIN: U27101PB1999PTC023085

DIRECTORS' REPORT

To,

The Members,

Your Directors have pleasure in presenting their next Annual Report on the business and operations of the Company and the accounts for the Financial Year ended March 31, 2021.

Financial summary or highlights/Performance of the Company (Standalone)

The Board's Report has been prepared based on the stand alone financial statements of the company.

PARTICULARS	(Rs. in Lacs)	
	YEAR ENDED 31.03.2021	YEAR ENDED 31.03.2020
Revenue from Operations for the year	1458.01	1727.10
Other Income	15.94	29.23
Increase in stock	0.00	0.00
Total Revenue	1473.95	1756.34
Profit/Loss before depreciation & taxation	(107.21)	(93.06)
Less: Depreciation	47.11	47.77
Add: Profit from sale of assets	0.00	10.27
Less: Provision of taxation & Deferred tax	(3.62)	(2.86)
Net Profit/after Taxation	(150.70)	(127.70)

Brief description of the Company's working during the year/State of Company's affair

The Revenue from Operations, during the period have been Rs. 1458.01. The loss before depreciation & taxation was Rs 107.21. For FY 2021, your Company's loss after tax stood at Rs. 150.70 Lacs.

Change in the nature of business, if any

During the year under review, the Company has not changed its nature of business.

Dividend

Your Directors do not recommend any dividend for the year ended 31st March, 2021 as the company is already suffering from losses.

Reserves

The net loss for this period of Rs. 150.70 lacs has been transferred to Reserve and Surplus Account.

Share Capital

During the year under review there have been no change in the Share Capital of the Company.

Directors and Key Managerial Personnel

No changes occurred in the constitution of the Board of Directors during the financial year ended 31st March, 2021.

Employees

During the financial year under review, no employee has received remuneration exceeding the limit as stated in rule 5(2) of the Companies (Appointment and Remuneration of Managerial Personnel) Rules, 2014.

Meetings

Adequate notices were issued to the Board of Directors as per Secretarial standards. During the financial year ended 31st March 2021, ten Board Meetings were held.

The intervening gap between the Meetings was within the period prescribed under the Companies Act, 2013.

The Company has observed the provisions of Secretarial Standards issued by Institute of Company Secretaries of India.

Auditors

At the Annual General Meeting held on 30th September, 2019 M/s Vinay & Associates, Chartered Accountants (Membership No. 82988) were appointed as statutory auditors of the Company to hold the office until the conclusion of Annual General Meeting to be held in the year 2024. This shall be placed for ratification of the members at every Annual General Meeting. Accordingly, the appointment of M/s Vinay & Associates, Chartered Accountants Statutory auditors of the Company is placed for ratification by the shareholders. In this regard, the Company has received a certificate from the statutory auditors to the effect that their appointment is in accordance with the provisions of Section 141 of the Companies Act, 2013.

Auditors' Report

The Auditors' Report does not contain any qualification reservation or adverse remark. Notes to Accounts and Auditors remarks in their report are self-explanatory and do not call for any further comments.

Development and Implementation of a Risk Management Policy

The Company has been addressing various risks through well defined risk management policy/procedures, which are in the opinion of the Board may threaten the existence of the Company.

Internal Financial Control System

The Company has laid down adequate internal financial control system with reference to financial statements. During the year such controls were tested and no material weakness in their operating effectiveness was observed.

Compliance with Secretarial Standards

The Company has complied with secretarial standards applicable to the Company.

Corporate Insolvency Resolution Process initiated under the Insolvency and Bankruptcy Code, 2016 (2016)

No Corporate Insolvency Resolution Process has been initiated by any Financial Institution/Bank or Operational Creditors against the Company under the Insolvency And Bankruptcy Code, 2016 (2016).

Details of Establishment Of Vigil Mechanism/Whistle Blower Policy

The Company has adopted the Whistle Blower Policy/Vigil Mechanism for the directors and employees, to report concerns about unethical behavior, actual or suspected fraud or violation of the Company's Code of Conduct and Ethics.

performance and financial position of each of the subsidiaries, associates and joint venture companies included in the consolidated financial statement.

As on 31st March, 2021, the Company does not have any subsidiaries, associates and joint venture companies thus no consolidated financial statement is presented.

Material changes and commitments, if any, affecting the financial position of the company which have occurred between the end of the financial year of the company to which the financial statements relate and the date of the report

No Material changes occurred subsequent to the close of the financial year of the Company to which the balance sheet relates and the date of the report like settlement of tax liabilities, operation of patent rights, depression in market value of investments, institution of cases by or against the company, sale or purchase of capital assets or destruction of any assets etc.

Deposits

As per Section 76 of the Companies Act, 2013 and the Companies (Acceptance of Deposits) Rules, 2014 the Company has not invited/ accepted any deposits from the public during the year ended March 31, 2021. There were no unclaimed or unpaid deposits as on March 31, 2021.

Particulars of loans, guarantees or investments under section 186

During the year under review, the Company has not given any loans or guarantees and Investments under the provisions of section 186 of the Companies Act, 2013.

Particulars of contracts or arrangements with related parties

The particulars of every contract or arrangements entered into by the Company with related parties referred to in sub-section (1) of section 188 of the Companies Act, 2013 including certain arm's length transactions under third proviso thereto have been disclosed in Form AOC-2 attached to this report.

Corporate Social Responsibility Committee

Pursuant to Section 135 of the companies Act, 2013, the company was not required to constitute a CSR committee during the period under review.

Conservation of energy, technology absorption and foreign exchange earnings and outgo

The details of conservation of energy, technology absorption, foreign exchange earnings and outgo are as follows:

The information on conservation of energy, technology absorption and foreign exchange earnings and outgo stipulated under Section 134(3)(m) of the Companies Act, 2013 read with Rule, 8 of The Companies (Accounts) Rules, 2014, has been annexed hereunder:-

A. Conservation of energy

Energy Conservation is an ongoing process in the Company. The Company continued its effort to improve energy usage efficiencies and increase the share of renewable energy. Various key performance indicators like specific energy (energy consumed per unit of production), specific energy costs and renewable energy contributions were continuously tracked to monitor alignment with the Company's overall sustainability approach.

(i) Steps taken or impact on conservation of energy:

- a. Improvement in energy usage efficiency in lighting systems by installation of more efficient lighting solutions such as Light Emitting Diodes.
- b. the company is regularly finding and adopting new methods such as:
 - i. Automation of machinery i.e. modernization of existing machinery with better and efficient energy saving equipments/ machines

II. Process audit is done to find better alternate ways to manufacture the products in less time and with least resources/ Energy.

(ii) **Steps taken by the company for utilizing alternate sources of energy: NIL**

(iii) **Capital investment on energy conservation equipments: NIL**

B. Technology absorption

I. the efforts made towards technology absorption: NIL

II. the benefits derived like product improvement, cost reduction, product development or import substitution -: NIL

III. in case of imported technology (imported during the last three years reckoned from the beginning of the financial year) -: NIL

IV. the expenditure incurred on Research and Development: NIL

C. Foreign exchange earnings and Outgo

During the year, no foreign exchange was earned or spent.

Declaration by Independent Directors

The Company was not required to appoint Independent Directors under Section 149(4) and Rule 4 of the Companies (Appointment and Qualification of Directors) Rules, 2014 hence no declaration has been obtained.

Company's policy on directors' appointment and remuneration including criteria for determining qualifications, positive attributes, independence of a director and other matters provided under sub-section (3) of section 178

The Company, being a Private Limited Company was not required to constitute a Nomination and Remuneration Committee under Section 178(1) of the Companies Act, 2013 and Rule 6 of the Companies (Meetings of Board and its Powers) Rules, 2014 and Stakeholders Relationship Committee under Section 178(5) of the Companies Act, 2013.

Human Resources

Your Company treats its "human resources" as one of its most important asset.

Your Company continuously invests in attraction, retention and development of talent on an ongoing basis. A number of programs that focus on human resource development in the company are currently underway. Your Company thrust is on the promotion of talent internally through job rotation and job enlargement.

Environmental Health & Safety

The Company continuously endeavors to improve on environmental management and safety measures.

Significant and Material Orders Passed By the Regulators or Courts

There are no significant and material orders passed by the Regulators or Courts or Tribunals which would impact the going concern status and the Company's future operations.

Transfer of Amounts to Investor Education and Protection Fund

Your Company did not have any funds lying unpaid or unclaimed for a period of seven years. Therefore there was no money which was required to be transferred to Investor Education and Protection Fund (IEPF).

Corporate Governance Certificate

This certificate is not required as the company is not a listed company.

Management Discussion and Analysis

Not Applicable as the Company is not a Listed Company.

Obligation of the Company under the Sexual Harassment of Women at Workplace (Prevention, Prohibition and Redressal) Act, 2013

The Board of Directors has constituted an Internal Complaints Committee under the Act. Adequate steps for the protection and safety of women employees have been taken. However, no such incidence of harassment of women was reported during the year.

Consolidated financial statements

Since the company has no subsidiary/ associate company, the consolidation of accounts with those of the subsidiary are not applicable.

Investor Service Centre/ Grievance Cell

It is not applicable as the company a small and closely held company.

Postal Ballot updates

Not Applicable to the company

Reporting of Frauds by the Auditors, other than those which are reportable to the central Government

No fraud has been reported either by the company or against the company.

Disclosure of maintenance of Cost Records

Maintenance of Cost Records under sub-section (1) of section 148 of the Companies Act, 2013 has not been applicable to the Company.

Directors' Responsibility Statement

The Directors' Responsibility Statement referred to in clause (c) of sub-section (3) of Section 134 of the Companies Act, 2013, hereby confirm that—

- a) in the preparation of the annual accounts, the applicable accounting standards had been followed along with proper explanation relating to material departures;
- b) the directors had selected such accounting policies and applied them consistently and made judgments and estimates that are reasonable and prudent so as to give a true and fair view of the state of affairs of the company at the end of the financial year and of the profit and loss of the company for that period;
- c) the directors had taken proper and sufficient care for the maintenance of adequate accounting records in accordance with the provisions of this Act for safeguarding the assets of the company and for preventing and detecting fraud and other irregularities;
- d) the directors had prepared the annual accounts on a going concern basis; and
- e) the directors had laid down internal financial controls to be followed by the company and that such internal financial controls are adequate and were operating effectively.


f) the directors had devised proper systems to ensure compliance with the provisions of all applicable laws and that such systems were adequate and operating effectively.

Acknowledgements

Your Directors wish to place on record their thanks and appreciation to all workers, staff members for their contribution. The Directors are thankful to the Bankers and all business constituents for their continued support.

Place : Ludhiana
Dated : 5th October, 2021

By Order of the Board of Directors



Davinder Kumar Bhasin
(Director)
DIN: 00780268
6, Kabul Singh Enclave,
Aggar Nagar, South End,
Ludhiana-142027



Dev Arjun Bhasin
(Director)
DIN: 07670554
H. No.6, Kabul Singh Enclave,
South Aggar Nagar,
Ayali Kalan, Ludhiana-141010



VINAY & ASSOCIATES

Chartered Accountants



Office :
18-G, Shaheed Bhagat Singh Nagar,
Pakhawal Road, Ludhiana-141002

Tel.: 0161-4605918
Tel.: 0161-2561533
98140-23203

PAN : AACFV0520C
GST No. : 03AACFV0520C1Z2
E-mail : vinayassociates_ca@yahoo.com

INDEPENDENT AUDITOR'S REPORT

TO

THE MEMBERS OF DEV ARJUNA CAST & FORGE PVT LTD

OPINION

We have audited the accompanying financial statements of **DEV ARJUNA CAST & FORGE PRIVATE LIMITED** which comprise the Balance Sheet as at 31st March 2021, the Statement of Profit and Loss and the Cash Flow Statement for the year then ended, and notes to the financial statements, including a summary of significant accounting policies and other explanatory information.

In our opinion and to the best of our information and according to the explanations given to us, the aforesaid financial statements give the information required by the Companies Act 2013 ("the ACT") in the manner so required and give a true and fair view in conformity with the accounting principles generally accepted in India, of the state of affairs of the Company as at 31 March 2021 and its Loss and its Cash Flows for the year ended on that date.

BASIS FOR OPINION

We conducted our audit in accordance with the Standards on Auditing (SAs) specified under section 143(10) of the Companies Act, 2013. Our responsibilities under those Standards are further described in the Auditor's Responsibilities for the Audit of the Financial Statements section of our report. We are independent of the Company in accordance with the Code of Ethics issued by the Institute of Chartered Accountants of India together with the ethical requirements that are relevant to our audit of the financial statements under the provisions of the

PARTNER
CA VINAY K. SRIVASTAV

Res:- 330 - F, S.B.S. Nagar, Pakhowal Road, LUDHIANA - 141002.
Phond: 0161-2560918, Mobile: 98140-23203

Companies Act, 2013 and the Rules thereunder, and we have fulfilled our other ethical responsibilities in accordance with these requirements and the Code of Ethics. We believe that the audit evidence we have obtained is sufficient and appropriate to provide a basis for our opinion.

Management's Responsibility for the Financial Statements

The Company's Board of Directors is responsible for the matters stated in section 134(5) of the Companies Act, 2013 ("the Act") with respect to the preparation of these financial statements that give a true and fair view of the financial position, financial performance and cash flows of the Company in accordance with the accounting principles generally accepted in India, including the accounting Standards specified under section 133 of the Act. This responsibility also includes maintenance of adequate accounting records in accordance with the provisions of the Act for safeguarding of the assets of the Company and for preventing and detecting frauds and other irregularities; selection and application of appropriate accounting policies; making judgments and estimates that are reasonable and prudent; and design, implementation and maintenance of adequate internal financial controls, that were operating effectively for ensuring the accuracy and completeness of the accounting records, relevant to the preparation and presentation of the financial statement that give a true and fair view and are free from material misstatement, whether due to fraud or error.

In preparing the financial statements, management is responsible for assessing the Company's ability to continue as a going concern, disclosing, as applicable, matters related to going concern and using the going concern basis of accounting unless management either intends to liquidate the Company or to cease operations, or has no realistic alternative but to do so.

That Board of Directors are also responsible for overseeing the company's financial reporting process.

Auditor's Responsibilities for the Audit of the Financial Statements

Our objectives are to obtain reasonable assurance about whether the financial statements as a whole are free from material misstatement, whether due to fraud or error, and to issue an auditor's report that includes our opinion. Reasonable assurance is a high level of assurance but is not a guarantee that an audit conducted in accordance with SAs will always detect a material misstatement when it exists. Misstatements can arise from fraud or error and are considered material if, individually or in the aggregate, they could reasonably be expected to influence the economic decisions of users taken on the basis of these financial statements.

As part of an audit in accordance with SAs, we exercise professional judgment and maintain professional skepticism throughout the audit. We also:

- Identify and assess the risks of material misstatement of the financial statements, whether due to fraud or error, design and perform audit procedures responsive to those risks, and obtain audit evidence that is sufficient and appropriate to provide a basis for our opinion. The risk of not detecting a material misstatement resulting from fraud is higher than for one resulting from error, as fraud may involve collusion, forgery, intentional omissions, misrepresentations, or the override of internal control.
- Obtain an understanding of internal control relevant to the audit in order to design audit procedures that are appropriate in the circumstances. Under section 143(3)(i) of the Companies Act, 2013, we are also responsible for expressing our opinion on whether the company has adequate internal financial controls system in place and the operating effectiveness of such controls.
- Evaluate the appropriateness of accounting policies used and the reasonableness accounting estimates and related disclosures made by management.

- Conclude on the appropriateness of management's use of the going concern basis of accounting and, based on the audit evidence obtained, whether a material uncertainty exists related to events or conditions that may cast significant doubt on the Company's ability to continue as a going concern. If we conclude that a material uncertainty exists, we are required to draw attention in our auditor's report to the related disclosures in the financial statements or, if such disclosures are inadequate, to modify our opinion. Our conclusions are based on the audit evidence obtained up to the date of our auditor's report. However, future events or conditions may cause the Company to cease to continue as a going concern.
- Evaluate the overall presentation, structure and content of the financial statements, including the disclosures, and whether the financial statements represent the underlying transactions and events in a manner that achieves fair presentation.

Materiality is the magnitude of misstatements in the financial statements that, individually or in aggregate, makes it probable that the economic decisions of a reasonably knowledgeable user of the financial statements may be influenced. We consider quantitative materiality and qualitative factors in (i) planning the scope of our audit work and in evaluating the results of our work; and (ii) to evaluate the effect of any identified misstatements in the financial statements.

We communicate with those charged with governance regarding, among other matters, the planned scope and timing of the audit and significant audit findings, including any significant deficiencies in internal control that we identify during our audit.

We also provide those charged with governance with a statement that we have complied with relevant ethical requirements regarding independence, and to communicate with them all relationships and other matters that may reasonably be thought to bear on our independence, and where applicable, related safeguards.


Report on Other Legal and Regulatory Requirements

1. As required by the Companies (Auditor's Report) Order, 2016 ('the Order') issued by the Central Government of India in terms of sub-section (11) of section 143 of the Act, we give in the 'Annexure B', a statement on the matters specified in paragraphs 3 and 4 of the Order, to the extent applicable.
2. As required by section 143(3) of the Act, we report that:
 - a) We have sought and obtained all the information and explanations which to the best of our knowledge and belief were necessary for the purposes of our audit.
 - b) in our opinion proper books of accounts as required by law have been kept by the Company so far as it appears from our examination of those books;
 - c) the Balance Sheet, the Statement of Profit and Loss and the Cash Flow Statement dealt with by this Report are in agreement with the books of account;
 - d) in our opinion, the aforesaid financial statements comply with the Accounting Standards specified under Section 133 of the Act, read with Rule 7 of the Companies (Accounts) Rules, 2014;
 - e) on the basis of written representations received from the directors as on March 31st 2021, taken on record by the Board of Directors, none of the directors is disqualified as on March 31st 2021, from being appointed as a director in terms of Section 164(2) of the Act;
 - f) With respect to the adequacy of the internal financial controls over financial reporting of the Company and the operating effectiveness of such controls, refer to our separate report in "Annexure A".
 - g) With respect to the other matters to be included in the Auditor's Report in accordance with the requirements of section 197(16) of the Act, as amended: The provisions of section 197 of the Act are not applicable to the Company, as the Company is not a Public Company.

- h) with respect to the other matters to be included in the Auditor's Report in accordance with Rule 11 of the Companies (Audit and Auditors) Rules, 2014, in our opinion and to the best of our information and according to the explanations given to us: -
- i. The Company does not have any pending litigations which would impact its financial position
 - ii. The Company did not have any long-term contracts including derivative contracts for which there are any material foreseeable losses.
 - iii. There is no requirement for any amount to be transferred to the Investor Education and Protection Fund by the Company.

FOR VINAY & ASSOCIATES
Chartered Accountants
Firm Registration No-004462N

PLACE: LUDHIANA
DATED: 05.10.2021
UDIN:21082988AAAAVD4389


VINAY K. RIVASTAV
Partner
M.NO. 082988

Annexure-A to the Auditors' Report

The Annexure referred to in the Auditors' Report to the members of the Company on the standalone financial statements for the year ended 31st March 2021, we report that:

1.
 - a) The company has maintained proper records showing full particulars, including quantitative details and situation of fixed assets.
 - b) Fixed assets have been physically verified by the management during the year and there is a regular programme of verification which, in our opinion, is reasonable having regards to the size of the company and the nature of its assets and as informed, no material discrepancies were noticed on such verification.
 - c) In our opinion and according to information and explanation given to us, all the title deeds of immovable properties are held in the name of the company.
2. As per the information furnished, the inventories have been physically verified by the management at reasonable intervals during the period. In our opinion having regard to the nature of stocks, the frequency of the physical verification is reasonable and no material discrepancies were noticed.
3. As per the information furnished, company has not granted any secured or unsecured loans other than Trade Advances, to companies, firms, Limited Liability Partnerships or other parties covered in the register maintained under section 189 of the Companies Act, 2013, therefore no comments is called for.
4. In our opinion and according to the information and explanations given to us, the Company has not made any investments and not given loans, guarantees under the provisions of Section 185 and 186 of the Act, therefore no comment is called for.
5. According to information and explanation given to us, the company has not accepted any deposits in contravention of sections 73 to 76 of Companies Act 2013 and the rules framed there under.
6. According to information and explanation given to us, the Central Government has not prescribed the maintenance of cost records under section 148(1) of the Act, for any of the services rendered by the Company.


7. a) According to the information and explanations given to us and records examined by us, the company has been regular in depositing undisputed statutory dues with the appropriate authorities in respect of Provident Fund, Income tax, Sale Tax, Value Added Tax, Duty of Customs, Service Tax, Cess, Excise Duty & other Material statutory dues.

According to the information and explanations given to us, no undisputed arrear of statutory dues were outstanding as at 31st March, 2021 from the date they became payable.

- b) According to the information and explanations given to us, there are no material statutory dues which have not been deposited with the appropriate authorities on account of any dispute.
8. According to information and explanation given to us and records examined by us, the company has not defaulted in repayment of dues to Financial Institutions or Bank or government as to the Balance Sheet date.
9. Based on our examination of our records and information and explanation given to us, the company has applied the term loan for the purpose for which they are obtained. The company did not raise any money by way of initial public offer or further public offer.
10. According to the information and explanations given to us, no fraud on or by the company has been noticed or reported during the course of our audit.
11. According to the information and explanations given to us and based on our examination of the records of the Company, the company has not paid/provided any managerial remuneration
12. In our opinion and according to the information and explanations given to us, the company is not a nidhi company. Accordingly, paragraph 3(xii) of the Order is not applicable.
13. According to the information and explanations given to us and based on our examination of the records of the Company, transaction with the related parties are in compliance with sections 177 and 188 of Companies Act, where applicable and details of such transactions have been disclosed in the financial statements as required by the applicable accounting standards.

14. According to the information and explanations given to us and based on our examination of the records of the Company, the Company has not made any preferential allotment or private placement of shares or fully or partly convertible debentures during the year.
15. According to the information and explanations given to us and based on our examination of the records of the Company, the company has not entered into non-cash transactions with directors or persons connected with him. Accordingly, paragraph 3 (xv) of the Order is not applicable.
16. The Company is not required to be registered under Section 45-IA of the Reserve Bank of India Act, 1934.

PLACE: LUDHIANA.
DATED: 05.10.2021

FOR VINAY & ASSOCIATES
Chartered Accountants
Firm Registration No. 004462N

VINAY K. SRIVASTAV
Partner
M.NO.082988

Annexure - B to the Auditors' Report

Report on the Internal Financial Controls under Clause (i) of Sub-section 3 of Section 143 of the Companies Act, 2013 ("the Act")

*We have audited the internal financial controls over financial reporting of **DEV ARJUNA CAST & FORGE PVT LTD**, ("the Company") as of 31 March 2021 in conjunction with our audit of the financial statements of the Company for the year ended on that date.*

Management's Responsibility for Internal Financial Controls

The Company's management is responsible for establishing and maintaining internal financial controls based on the internal control over financial reporting criteria established by the Company considering the essential components of internal control stated in the Guidance Note on Audit of Internal Financial Controls over Financial Reporting issued by the Institute of Chartered Accountants of India ('ICAI'). These responsibilities include the design, implementation and maintenance of adequate internal financial controls that were operating effectively for ensuring the orderly and efficient conduct of its business, including adherence to company's policies, the safeguarding of its assets, the prevention and detection of frauds and errors, the accuracy and completeness of the accounting records, and the timely preparation of reliable financial information, as required under the Companies Act, 2013.

Auditors' Responsibility

Our responsibility is to express an opinion on the Company's internal financial controls over financial reporting based on our audit. We conducted our audit in accordance with the Guidance Note on Audit of Internal Financial Controls over Financial Reporting (the "Guidance Note") and the Standards on Auditing, issued by ICAI and deemed to be prescribed under section 143(10) of the Companies Act, 2013, to the extent applicable to an audit of internal financial controls, both applicable to an audit of Internal Financial Controls and, both issued by the Institute of Chartered Accountants of India. Those Standards and the Guidance Note require that we comply with ethical requirements and plan and perform the audit to obtain reasonable assurance about whether adequate internal financial controls over financial reporting was established and maintained and if such controls operated effectively in all material respects.

Our audit involves performing procedures to obtain audit evidence about the adequacy of the internal financial controls system over financial reporting and their operating effectiveness. Our audit of internal financial controls over financial reporting included obtaining an understanding of internal financial controls over financial reporting, assessing the risk that a material weakness exists, and testing and evaluating the design and operating effectiveness of internal control based on the assessed risk. The procedures selected depend on the auditor's judgment, including the assessment of the risks of material misstatement of the financial statements, whether due to fraud or error.

We believe that the audit evidence we have obtained is sufficient and appropriate to provide a basis for our audit opinion on the Company's internal financial controls system over financial reporting

Meaning of Internal Financial Controls over Financial Reporting

A company's internal financial control over financial reporting is a process designed to provide reasonable assurance regarding the reliability of financial reporting and the preparation of financial statements for external purposes in accordance with generally accepted accounting principles. A company's internal financial control over financial reporting includes those policies and procedures that (1) pertain to the maintenance of records that, in reasonable detail, accurately and fairly reflect the transactions and dispositions of the assets of the company; (2) provide reasonable assurance that transactions are recorded as necessary to permit preparation of financial statements in accordance with generally accepted accounting principles, and that receipts and expenditures of the company are being made only in accordance with authorizations of management and directors of the company; and (3) provide reasonable assurance regarding prevention or timely detection of unauthorized acquisition, use, or disposition of the company's assets that could have a material effect on the financial statements.

Inherent Limitations of Internal Financial Controls Over Financial Reporting

Because of the inherent limitations of internal financial controls over financial reporting, including the possibility of collusion or improper management override of controls, material misstatements due to error or fraud may occur and not be detected. Also, projections of any evaluation of the internal financial controls over financial reporting to future periods are subject to the risk that the internal financial control over financial reporting may become inadequate because of changes in conditions, or that the degree of compliance with the policies or procedures may deteriorate.

Opinion


In our opinion, the Company has, in all material respects, an adequate internal financial controls system over financial reporting and such internal financial controls over financial reporting were operating effectively as at 31 March 2021, based on the internal control over financial reporting criteria established by the Company considering the essential components of internal control stated in the Guidance Note on Audit of Internal Financial Controls Over Financial Reporting issued by the Institute of Chartered Accountants of India.

PLACE: LUDHIANA.

DATED: 05.10.2021

**FOR VINAY & ASSOCIATES
CHARTERED ACCOUNTANTS**

**VINAY SHRIVASTAV
Partner
(M.NO. 082988)**



DEV ARJUNA CAST & FORGE PRIVATE LIMITED
VILLAGE GOBINDGARH, ADJOINING PHASE-VII, FOCAL POINT, LUDHIANA

CASH FLOW STATEMENT FOR THE YEAR ENDED 31ST MARCH, 2021

PARTICULARS	Details In Rupees	Current Year In Rupees	Details In Rupees	Current Year In Rupees
A. CASH FLOW FROM OPERATING ACTIVITIES				
Net Profit before Extraordinary items and tax		(1,54,33,187.89)		(1,30,57,101.05)
Adjustments for :				
Depreciation	47,11,234.66		47,77,329.89	
Interest Expenses	58,47,452.00		62,45,169.00	
Interest Income	(3,08,883.00)		(3,55,729.00)	
Balance W/off	-		-	
Income tax w/off	(2,08,870.00)		2,88,038.00	
Preliminary Exp. W/off	-		-	
Profit on sale of fixed assets	-		(10,27,941.63)	
Rent Received	(12,85,864.00)		(20,40,009.00)	
	87,55,069.66	(66,78,118.23)	78,86,857.26	(51,70,243.79)
Changes in Working capital				
Adjustments for :				
Increase/Decrease in Inventories	(55,13,119.43)		83,35,577.49	
Increase in Trade Receivable	76,54,252.43		2,49,48,766.11	
Increase/Decrease in Current Liabilities	51,49,676.33		(3,85,28,985.88)	
Increase/Decrease in other current assets	(4,80,431.24)		(19,85,326.34)	
Cash generated from Operations	68,10,378.09	1,32,259.86	(72,29,968.62)	-12400212.41
Less:- Income Tax Paid		-		0.00
Net cash flow from operating activities		1,32,260		(1,24,00,212.41)
B. CASH FLOW FROM INVESTING ACTIVITIES				
Purchase of Fixed Assets	(19,00,138.14)		(10,13,364.00)	
Sale of Fixed assets	-		10,52,624.35	
Increase in long term loans & Advances	(2,61,755.00)		(13,42,702.00)	
Rent Income	12,85,864.00		20,40,009.00	
Increase/Decrease in Non Current Investments	-		-	
Profit on sale of fixed assets	-		-	
Interest received	3,08,883.00		3,55,729.00	
Net Cash flow from Investing activities	(5,67,146.14)	(5,67,146.14)	10,92,296.35	10,92,296.35
C. CASH FLOW FROM FINANCING ACTIVITIES				
Decrease/Increase in Long Term Borrowings	77,18,748.00		1,72,53,459.00	
Interest Paid	(58,47,452.00)		(62,45,169.00)	
Increase in Shares Capital & Security Premium	-		-	
Net Cash used in Financing Activities	18,71,296.00	18,71,296.00	1,10,08,290.00	1,10,08,290.00
Net Increase in cash and cash equivalents	14,36,409.72		(2,99,625.78)	
Cash and cash equivalents at the beginning of the year	19,00,342.86		21,99,968.64	
Cash and cash equivalents at the end of the year	33,36,752.58		19,00,342.86	
	0.00		0.00	

Subject to our separate report of even date

For Vinay & Associates

Chartered Accountants

Firm Registration No. 004262

(Vinay K. Shrivastava)

Partner

M.NO. 082988

Place : Ludhiana

Date : 05.10.2021

For and on behalf of Board of Director
Dev Arjuna Cast And Forge Pvt Ltd

(Signature)
DAVINDER K. BHASIN
(DIRECTOR)
DIN: 00780268

(Signature)
DEV ARJUN BHASIN
(DIRECTOR)
DIN: 07670554

DEV ARJUNA CAST & FORGE PRIVATE LIMITED
CIN: U27101PB1999PTC023085
VILLAGE GOBINDGARH, ADJOINING PHASE-VII, FOCAL POINT, LUDHIANA
BALANCE SHEET AS ON 31.03.2021

(Amount in Rupees)

DETAILS	NOTES NO	AS ON 31.03.2021	AS ON 31.03.2020
EQUITY AND LIABILITIES			
(I) SHARE HOLDER'S FUND			
(a) Share Capital	1	2,55,61,380.00	2,55,61,380.00
(b) Reserves and Surplus	2	73,86,190.50	2,26,65,276.39
(2) NON CURRENT LIABILITIES			
(a) Long Term Borrowings	3	3,65,01,428.09	2,87,82,680.09
(b) Deferred Tax Liabilities (Net)	4	39,67,472.44	43,30,444.44
(3) CURRENT LIABILITIES			
(a) Short Term Borrowings	5	5,36,80,623.60	5,65,63,532.25
(b) Trade Payables	6	4,03,13,852.70	4,02,43,762.76
(c) Other Current Liabilities	7	1,46,08,937.35	66,46,442.31
(d) Short Term Provisions	8	-	-
TOTAL		18,20,19,884.68	18,47,93,518.24
II. ASSETS			
1. NON CURRENT ASSETS			
(a) Fixed Assets			
(i) Tangible Assets	9	4,21,06,401.70	4,49,17,498.21
(ii) Capital Work In Progress		-	-
(b) Non Current Investments	10	3,54,031.00	3,54,031.00
(c) Long Term Loans and Advances	11	62,76,342.00	60,14,587.00
(d) Other Non Current Assets	12	-	-
2. CURRENT ASSETS			
a) Inventories	13	7,21,89,353.89	6,66,76,234.46
b) Trade Receivables	14	4,67,48,139.66	5,44,02,392.09
c) Cash and cash equivalents	15	33,36,752.58	19,00,342.86
d) Other Current Assets	16	1,10,08,863.86	1,05,28,432.62
NOTES ON ACCOUNT	1-26		
TOTAL		18,20,19,884.68	18,47,93,518.24

0.00

AUDITOR'S REPORT
SUBJECT TO OUR SEPARATE REPORT
OF EVEN DATE
FOR VINAY & ASSOCIATES
CHARTERED ACCOUNTANTS
FRN : 004462N

(VINAY K. SRIVASTAV)
PARTNER
M.NO. 082988

FOR & ON BEHALF OF BOARD OF DIRECTORS.

DAVINDER K. BHASIN
(DIRECTOR)
DIN: 00780268

DEV ARJUN BHASIN
(DIRECTOR)
DIN: 07670554

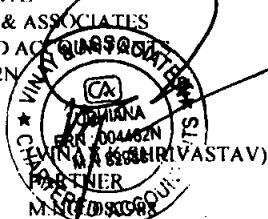
PLACE: LUDHIANA.
DATED: 05.10.2021

DEV ARJUNA CAST & FORGE PRIVATE LIMITED
CIN: U27101PB1999PTC023085
VILLAGE GOBINDGARH, ADJOINING PHASE-VII, FOCAL POINT, LUDHIANA
PROFIT & LOSS A/C. FOR THE YEAR ENDED 31 MARCH, 2021

(Amount in Rupees)

Particulars	Notes No	AS ON 31.03.2021	AS ON 31.03.2020
REVENUE FROM OPERATIONS	17	14,58,01,014.40	17,27,10,668.25
OTHER INCOME	18	15,94,747.00	29,23,860.00
INCREASE IN STOCK	19	-	-
IV. TOTAL REVENUE (I+II+III)		14,73,95,761.40	17,56,34,528.25
V. EXPENSES			
- DECREASE IN STOCK	19	2,917.00	1,20,71,005.60
- MATERIAL CONSUMED	20	6,03,58,685.00	9,10,77,106.99
- EMPLOYEES BENEFIT EXP.	21	2,66,83,802.00	1,79,42,401.00
- FINANCE COST	22	60,27,691.65	63,80,328.44
- OTHER EXPENSES	23	6,50,44,618.98	5,74,71,399.01
- DEPRECIATION	9	47,11,234.66	47,77,329.89
TOTAL EXPENSES		16,28,28,949.29	18,97,19,570.93
VI. PROFIT BEFORE EXCEPTIONAL AND EXTRAORDINARY ITEMS AND TAX (IV-V)		(1,54,33,187.89)	(1,40,85,042.68)
VII. EXCEPTIONAL ITEMS		-	-
VIII. PROFIT BEFORE EXTRAORDINARY ITEMS AND TAX (VI-VII)		(1,54,33,187.89)	(1,40,85,042.68)
IX. EXTRAORDINARY ITEMS			
Net Profit Against Sale of Assets		-	10,27,941.63
X. PROFIT BEFORE TAX (VIII-IX)		(1,54,33,187.89)	(1,30,57,101.05)
TAX EXPENSE:			
- PROVISION FOR TAXATION		-	-
- DEFERRED TAX ASSETS		3,62,972.00	2,86,710.00
- DEFERRED TAX CHARGE		-	-
PROFIT FOR THE YEAR AFTER TAX		(1,50,70,215.89)	(1,27,70,391.05)
Earnings per Equity Share-Basic & Diluted (in Rs.) (Face Value of Rs.10/- each)	24	(5.90)	(5.00)
SIGNIFICANT ACCOUNTING POLICIES AND NOTES ON ACCOUNT	1-26		

AUDITOR'S REPORT
SUBJECT TO OUR SEPARATE REPORT
OF EVEN DATE
FOR VINAY & ASSOCIATES
CHARTERED ACCOUNTANTS
FRN : 004462N



FOR & ON BEHALF OF BOARD OF DIRECTORS,

PLACE: LUDHIANA.
DATED: 05.10.2021

DAVINDER K. BHASIN . DEV ARJUN BHASIN
(DIRECTOR) (DIRECTOR)
DIN: 00780268 DIN: 07670554

DEV ARJUNA CAST & FORGE PRIVATE LIMITED

SHARE CAPITAL

NOTE-1

PARTICULARS	AS ON 31.03.2021	AS ON 31.03.2020
AUTHORISED CAPITAL		
3250000 (3250000) EQUITY SHARES OF Rs. 10/- EACH	3,25,00,000.00	3,25,00,000.00
TOTAL	3,25,00,000.00	3,25,00,000.00
ISSUED, SUBSCRIBED & PAID CAPITAL		
2556138 (2556138) EQUITY SHARES OF Rs. 10/- EACH FULLY PAID UP	2,55,61,380.00	2,55,61,380.00
TOTAL	2,55,61,380.00	2,55,61,380.00

1.1 RECONCILIATION OF THE SHARES OUTSTANDING AT THE BEGINNING AND AT THE END OF THE YEAR

PARTICULARS	AS ON 31.03.2021	AS ON 31.03.2020
	Number	Number
Equity Shares of Rs.100 each fully paid		
Shares outstanding at the beginning of the year	2556138	2556138
Shares issued during the year	0	0
Shares bought back during the year		
Shares outstanding at the end of the year	2556138	2556138

1.2 TERMS / RIGHTS ATTACHED TO SHARES

- i) Company has only Equity Share Capital as such no Preference Shares are subscribed and Paid up.
- ii) There is no partly paid up Equity Share
- iii) Issued Capital has equal right of all shareholders including distribution of dividend and repayment of capital.
- iv) No part of the share of the company has held by any holding company or its ultimate holding company including subsidiaries or associates thereof.

1.3 Details of shareholders having more than 5% share of total capital

S.No.	Name of the Shareholder	31.03.2021	31.03.2020
1	SH. DEV ARJUN BHASIN	84.60	84.60
2	SH. DAVINDER KUMAR BHASIN	7.57	7.57
3	M/S. MUNISH PROMOTERS & DEV. PVT. LTD.	7.82	7.82

1.4 Company has not reserved any share for issue under any options and contracts/commitments for the sale of shares/disinvestments.

1.5 Detail of shares allotted as fully paid up pursuant to contract(s) without payment being received in cash , bonus shares and details of bought back share during the last five years

S.No.	Aggregating No. and Class of share	Nature of Share
	NIL	

Details of convertible securities into equity/ preference share

S.No.	Date of Issue of Securities	Earliest Date of conversion
	NIL	

UNPAID CALLS OF ISSUED SHARES INCLUDING SUCH SHARES HELD BY DIRECTORS AND OFFICERS	NIL
-------------------------------------------------------------------------------------------	-----

DETAILS OF FORFEITED SHARES WITH ORIGINAL PAID UP AMOUNT	NIL
-----------------------------------------------------------------	-----

DEV ARJUNA CAST & FORGE PRIVATE LIMITED

RESERVES AND SURPLUS

NOTE-2

PARTICULARS		AS ON 31.03.2021	AS ON 31.03.2020
	SECURITIES PREMIUM RESERVES	1,99,38,605.00	1,99,38,605.00
2	OTHER RESERVES (GENERAL RESERVE)	2,25,977.00	2,25,977.00
3	SURPLUS AS PER PROFIT & LOSS A/C		
	Balance at the beginning of the year	25,00,694.39	1,49,83,047.44
Add:	Net profit for the current year	-1,50,70,215.89	-1,27,70,391.05
	Income Tax W/off	(2,08,870.00)	2,88,038.00
	SubTotal	-1,27,78,391.50	25,00,694.39
Add:	Excess/Deficit Depreciation	-	-
	Balance at the closing of the year	-1,27,78,391.50	25,00,694.39
TOTAL		73,86,190.50	2,26,65,276.39

DEV ARJUNA CAST & FORGE PRIVATE LIMITED

TERM BORROWINGS

NOTE-3

PARTICULARS	AS ON 31.03.2021	AS ON 31.03.2020
SECURED LOANS		
1) TERM LOAN		
- From Axis Bank Ltd	23,34,853.00	44,60,553.00
Less: Amount disclosed under the head " other current liabilities" (Refer Note No 5)	21,05,268.00	21,05,268.00
Non Current Term Loans from Banks	2,29,585.00	23,55,285.00
TERM LOAN		
- From Axis Bank Ltd (ECLGS)	1,24,00,000.00	-
Less: Amount disclosed under the head " other current liabilities" (Refer Note No 5)	27,55,552.00	-
Non Current Term Loans from Banks	96,44,448.00	-
2) UNSECURED LOANS		
a) Loans and Advances From Related Parties (Unsecured not guarnted by Directors or Others)	1,62,27,395.09	1,60,27,395.09
TRADE ADVANCES		
- Munish Forge Pvt Ltd	1,04,00,000.00	1,04,00,000.00
TOTAL	3,65,01,428.09	2,87,82,680.09

3.1 TERMS OF REPAYMENT OF TERM LOAN

a) Particulars	Repayment Period from Origination (Years)
Term Loan From Axis Bank	7
Term Loan From Axis Bank	3

3.2 NATURE OF SECURITY OF LONG TERM BORROWINGS ARE AS UNDER:

a) Term Loans are secured against Land & Building and personal guarantee of directors.

3.3 LOAN AND ADVANCES FROM RELATED PARTIES

PARTICULARS	AS ON 31.03.2021	AS ON 31.03.2020
i) Sh. Davinder Bhasin	45,26,310.28	73,26,310.28
ii) Smt Minakshi Bhasin	22,01,084.81	67,01,084.81
iii) Dev Arjun Bhasin	95,00,000.00	20,00,000.00
TOTAL	1,62,27,395.09	1,60,27,395.09

3.4 Particular of default of loan installment and interest :-

No Default

DEV ARJUNA CAST & FORGE PRIVATE LIMITED

DEFERRED TAX LIABILITIES (NET)

NOTE-4

PARTICULARS	AS ON 31.03.2021	AS ON 31.03.2020
DEFERRED TAX LIABILITY C/F	43,30,444.44	46,17,154.44
ADD: DEFERRED TAX CHARGE DURING THE YEAR	-	-
LESS: DEFERRED TAX CREDIT DURING THE YEAR	3,62,972.00	2,86,710.00
TOTAL	39,67,472.44	43,30,444.44

- 4.1 During the year, the company has implemented Accounting Standard -22 "Accounting for Taxes on Income" issued by The Institute of Chartered Accountants of India. Consequently, Deferred Taxes have been recognized in respect of following items of timing differences between accounting income and the taxable income.

ITEM OF TIMING DIFFERENCE	Deferred Tax Assets/ (Liabilities) as on 01.04.2020	(Charge) / Credit during the year.	Deferred Tax Assets/ (Liabilities) as on 31.03.2021
DEPRECIATION	43,30,444.44	3,62,972.00	39,67,472.44

The Deferred Tax Liabilities (Net) as on 01.04.2020 of Rs.4330444.44 has been adjusted against the revenue reserves. The deferred Tax Assets of Rs.362972/- for the year has been recognized in the profit & loss account. Consequently, the profit after taxation for the year is increased by Rs.362972/-

DEV ARJUNA CAST & FORGE PRIVATE LIMITED

SHORT TERM BORROWINGS

NOTE-5

PARTICULARS	AS ON 31.03.2021	AS ON 31.03.2020
A) LOANS REPAYABLE ON DEMAND		
FROM BANKS		
DUE TO AXIS BANK LTD		
CASH CREDIT LIMIT	53680623.60	56563532.25
TOTAL	5,36,80,623.60	5,65,63,532.25

5.1 NATURE OF SECURITY OF SHORT TERM BORROWINGS ARE AS UNDER:

Working Capital Loan is secured against Factory Land, Building and all present & Future Stock, Book Debts & all other movable Assets and also guranted by Directors.

5.2 Particular of default of loan installment and interest :-

No Default

DEV ARJUNA CAST & FORGE PRIVATE LIMITED

TRADE PAYABLES

NOTE-6

PARTICULARS	AS ON 31.03.2021	AS ON 31.03.2020
OTHER TRADE PAYABLES		
SUNDRY CREDITORS		
- Due to Micro, Small & Medium Enterprises		
- Others	3,38,22,005.70	3,86,63,098.82
SUNDRY PAYABLES		
- CHEQUES ISSUED BUT NOT PRESENTED	64,91,847.00	15,80,663.94
TOTAL	4,03,13,852.70	4,02,43,762.76

6.1 MICRO, SMALL & MEDIUM ENTERPRISE DEVELOPMENT ACT, 2006:

The Company has so far not received information from vendors regarding their status under the Micro Small & Medium Enterprise Development Act, 2006 and hence disclosure relating to amounts unpaid as at the year end together with interest paid/payable under this Act has not been given.

DEV ARJUNA CAST & FORGE PRIVATE LIMITED

OTHER CURRENT LIABILITIES

NOTE-7

PARTICULARS	AS ON 31.03.2021	AS ON 31.03.2020
A. CURRENT MATURITIES OF LONG TERM DEBT		
- TERM LOAN FROM AXIS BANK	21,05,268.00	21,05,268.00
- TERM LOAN FROM AXIS BANK (ECLGS)	27,55,552.00	-
B. OTHER PAYABLES		
ADVANCES FROM CUSTOMERS	7,28,773.67	1,57,049.67
SECURITY PAYABLE (MITTAL FORGING)	1,85,000.00	1,85,000.00
SUNDRY PAYABLES	88,34,343.68	41,99,124.64
NOTE 7.1		
TOTAL	1,46,08,937.35	66,46,442.31

SUNDRY PAYABLES AS ON 31.03.2021

SUNDRY PAYABLES	AS ON 31.03.2021	AS ON 31.03.2020
Stamp Duty Payable	1,96,625.00	2,17,000.00
Household Gas Payable	4,81,475.00	3,24,580.00
Conveyance Expenses Payable	4,896.00	5,058.00
S.I. Payable	59,292.00	20,198.00
Electricity Charges Payable	36,09,634.97	17,80,930.00
Family Pension Fund Payable	37,024.00	24,239.00
Intt. on T.D.S. Payable	515.00	2,312.00
Interest Payable	97,416.00	0.00
GST Payable	12,47,983.61	3,48,354.64
Labour Welfare Fund Payable	18,050.00	10,425.00
Leave with Wages Payable	5,12,569.00	4,61,751.00
Outstanding payable	5,09,511.25	38,241.25
Provident Fund No I Payable	72,263.00	49,846.00
Provident Fund No II Payable	2,222.00	1,454.00
Provident Fund - (21)	2,224.00	1,454.00
Salary Payable	2,45,497.00	1,94,963.00
Punjab State Development Tax	11,800.00	2,200.00
Labour Welfare Exp payable	781.00	896.00
TCS PAYABLE	33,384.85	288.75
T.D.S. Payable	36,206.00	74,708.00
Telephone Bill Payable	0.00	760.00
Wages Payable	14,35,823.00	3,69,474.00
Expenses Payable	2,19,151.00	7,992.00
Kay Jay Forging (Security)	0.00	2,62,000.00
TOTAL	88,34,343.68	41,99,124.64

DEV ARJUNA CAST & FORGE PRIVATE LIMITED

SHORT TERM PROVISIONS

NOTE-8

Particulars	AS ON 31.03.2021	AS ON 31.03.2020
OTHERS		
PROVISION FOR INCOME TAX	-	-
TOTAL	0.00	0.00

M/s Dev Arjuna Cast & Forge Pvt. Ltd.																
FIXED ASSETS AS ON 31.03.2021																
Date of Purchase / Put to use	Particular	Original Cost (Rs)	Additions	SALE AMOUNT	SUB TOTAL	Dep charged upto 31.03.2020	WDV as on 01.04.2020	Life as per Co. Act. 2013	Life Used till 31/03/2020	Rema ining Life	Salvaged value (5%)	Depreciable amount over whole life (100%)	Dep should be charged up to 31.03.2021 (Already charged)	Dep for the Year 2020-21	Dep W/Back	WDV as on 31st Mar 2021
(A) Land																
Land																
30-Sep-00		2,15,000.00	-	-	2,15,000.00	-	2,15,000.00	0	0	0	-	-	-	-	-	2,15,000.00
30-Sep-01		7,20,918.00	-	-	7,20,918.00	-	7,20,918.00	0	0	0	-	-	-	-	-	7,20,918.00
(B) Buildings																
30-Sep-01		1,27,16,546.70	-	-	1,27,16,546.70	76,51,122.26	50,65,424.44	30	18	12	6,35,827.34	1,20,80,719.37	-	4,02,680.65	-	46,62,733.79
30-Sep-02		10,81,126.25	-	-	10,81,126.25	6,16,241.96	4,64,884.29	30	17	13	54,056.31	10,27,069.94	-	34,235.66	-	4,30,648.62
30-Sep-07		37,37,586.45	-	-	37,37,586.45	15,38,639.76	21,98,946.69	30	12	18	1,86,879.32	35,50,707.13	-	1,18,356.90	-	20,80,589.79
30-Sep-10		89,30,601.68	-	-	89,30,601.68	28,28,023.87	61,02,577.81	30	9	21	4,46,530.08	84,84,071.60	-	2,82,802.39	-	38,19,775.43
30-Sep-11		4,01,017.00	-	-	4,01,017.00	1,14,289.85	2,86,727.16	30	8	22	20,050.83	3,80,966.15	-	12,698.87	-	2,74,028.28
30-Sep-12		1,98,601.31	-	-	1,98,601.31	50,312.33	1,48,288.98	30	7	23	9,910.07	1,88,671.24	-	6,269.04	-	1,41,999.94
30-Sep-15		9,47,025.46	-	-	9,47,025.46	1,49,945.76	7,97,079.77	30	4	26	47,351.27	8,99,674.19	-	30,480.14	-	7,67,090.63
PLANT & MACHINERY																
30-Sep-00		1,32,25,431.46	-	-	1,32,25,431.46	1,25,31,674.89	6,93,756.57	15	18	0	6,61,271.57	1,25,64,154.89	-	-	-	6,93,756.57
30-Sep-02		49,330.00	-	-	49,330.00	46,219.90	3,110.10	15	17	0	2,466.50	46,861.50	-	-	-	3,110.10
30-Sep-03		10,76,995.95	-	-	10,76,995.95	10,18,632.40	57,363.55	15	16	0	53,819.80	10,22,576.15	-	-	-	57,363.55
30-Sep-04		7,06,226.00	-	-	7,06,226.00	6,70,914.70	35,311.30	15	15	0	35,311.30	6,70,914.70	-	-	-	35,311.30
30-Sep-04		25,91,376.92	-	-	25,91,376.92	24,61,808.07	1,29,568.85	15	15	0	1,29,568.85	24,61,808.07	-	-	-	1,29,568.85
30-Sep-05		3,60,754.00	-	-	3,60,754.00	3,42,716.30	18,037.70	15	14	1	18,037.70	3,42,716.30	-	-	-	18,037.70
30-Sep-05		2,97,976.00	-	-	2,97,976.00	2,83,077.20	14,898.80	15	14	1	14,898.80	2,83,077.20	-	-	-	14,898.80
30-Sep-06		17,32,047.96	-	-	17,32,047.96	15,35,749.19	1,96,298.77	15	13	2	86,602.40	16,43,445.58	-	1,09,696.37	-	86,602.40
30-Sep-07		27,16,329.38	-	-	27,16,329.38	22,36,444.52	4,79,884.86	15	12	3	1,35,816.47	25,80,512.91	-	1,72,034.19	-	3,07,850.66
30-Sep-10		3,65,04,365.96	-	-	3,65,04,365.96	2,43,17,908.85	1,41,86,457.11	15	9	6	19,25,218.30	3,65,79,147.66	-	24,38,609.84	-	1,17,47,847.27
30-Sep-11		3,34,864.97	-	-	3,34,864.97	1,90,873.03	1,43,991.94	15	8	7	16,743.25	3,18,121.72	-	21,208.11	-	1,22,783.82
30-Sep-12		14,19,977.85	-	-	14,19,977.85	7,19,455.44	7,00,522.41	15	7	8	70,998.89	13,48,978.96	-	89,931.93	-	6,10,990.48
30-Sep-15		45,10,272.71	-	-	45,10,272.71	14,28,253.03	30,82,019.69	15	4	11	2,25,513.64	42,84,759.08	-	2,85,650.51	-	27,96,569.08
31.03.2017		3,81,033.60	-	-	3,81,033.60	96,538.51	2,84,505.09	15	3	12	19,051.68	3,61,981.92	-	24,132.13	-	2,60,372.96
31.03.2018		11,77,770.32	-	-	11,77,770.32	2,23,776.36	9,53,993.96	15	2	13	58,888.52	11,18,881.80	-	74,592.12	-	8,79,401.84
31.03.2019		55,65,024.39	-	-	55,65,024.39	7,04,903.08	48,60,121.31	15	1	14	2,78,251.22	52,86,773.17	-	3,32,451.54	-	43,07,669.76
11.07.2019		2,40,000.00	-	-	2,40,000.00	17,733.33	2,62,266.67	15	0	15	14,000.00	2,66,000.00	-	17,733.33	-	2,44,533.33
28.09.2019		2,40,000.00	-	-	2,40,000.00	15,200.00	2,24,800.00	15	0	15	12,000.00	2,28,000.00	-	15,200.00	-	2,09,600.00
14.10.2019		40,000.00	-	-	40,000.00	2,533.33	37,466.67	15	0	15	2,000.00	38,000.00	-	2,533.33	-	34,933.33
22.10.2019		65,000.00	-	-	65,000.00	4,116.67	60,883.33	15	0	15	3,500.00	61,750.00	-	4,116.67	-	56,766.67
31.03.2021			16,82,900.00	-	16,82,900.00	-	-	15	0	15	84,145.00	15,98,755.00	-	29,017.20	-	16,53,882.80
(C) Office Equipments																
30-Sep-01		36,751.00	-	-	36,751.00	34,913.45	1,837.55	5	16	0	1,837.55	34,913.45	-	-	-	1,837.55
30-Sep-02		10,018.20	-	-	10,018.20	9,517.29	500.91	5	15	0	500.91	9,517.29	-	-	-	500.91
30-Sep-03		360.00	-	-	360.00	-	360.00	5	14	0	18.00	342.00	-	-	-	18.00
30-Sep-04		34,175.00	-	-	34,175.00	32,466.25	1,708.75	5	13	0	1,708.75	32,466.25	-	-	-	1,708.75
30-Sep-05		13,015.00	-	-	13,015.00	12,364.25	650.75	5	12	0	650.75	12,364.25	-	-	-	650.75
30-Sep-06		54,617.50	-	-	54,617.50	51,886.63	2,730.87	5	11	0	2,730.88	51,886.63	-	-	-	2,730.88
30-Sep-07		40,534.00	-	-	40,534.00	38,507.20	2,026.80	5	10	0	2,026.70	38,507.20	-	-	-	2,026.70
30-Sep-08		7,700.00	-	-	7,700.00	7,315.00	385.00	5	9	0	385.00	7,315.00	-	-	-	385.00
30-Sep-15		17,872.11	-	-	17,872.11	16,978.50	893.61	5	4	1	893.61	16,978.50	-	-	-	893.61

M/s. Dev Arjuna Cast & Forge Pvt. Ltd.

FIXED ASSETS AS ON 31.03.2021

NOTE-9

31.03.2019	12,500.00	12,500.00	5,375.00	7,125.00	5	1	4	625.00	11,875.00	2,375.00	4,750.00
(C) Office Appliance											
30-Sep-01	3,26,912.82	3,10,567.18	16,345.64	5	12	0	16,345.64	3,10,567.18	-	-	16,345.64
30-Sep-06	40,761.00	38,723.95	2,037.05	5	11	0	2,037.05	38,723.95	-	-	2,037.05
30-Sep-07	61,372.00	58,303.40	3,068.60	5	10	0	3,068.60	58,303.40	-	-	3,068.60
Blind/Trolley/Racks											
30-Sep-01	2,02,675.00	1,92,541.25	10,133.75	10	16	0	10,133.75	1,92,541.25	-	-	10,133.75
30-Sep-02	1,880.00	1,786.00	94.00	10	15	0	94.00	1,786.00	-	-	94.00
30-Sep-05	80,521.00	76,494.95	4,026.05	10	12	0	4,026.05	76,494.95	-	-	4,026.05
30-Sep-06	21,812.45	20,721.83	1,090.62	10	12	0	1,090.62	20,721.83	-	-	1,090.62
30-Sep-06	7,444.60	7,072.37	372.23	10	11	0	372.23	7,072.37	-	-	372.23
Cables & Distribution											
30-Sep-04	12,856.00	12,213.20	642.80	15	15	0	642.80	12,213.20	-	-	642.80
30-Sep-05	56,117.64	53,311.76	2,805.88	15	14	1	2,805.88	53,311.76	-	-	2,805.88
31.03.2021	16,534.64	-	-	15	0	15	826.73	15,707.91	304.12	-	16,230.52
ELECTRIC FITTING											
30-Sep-01	2,46,788.92	2,34,449.47	12,339.45	10	16	0	12,339.45	2,34,449.47	-	-	12,339.45
30-Sep-02	37,124.00	35,267.80	1,856.20	10	15	0	1,856.20	35,267.80	-	-	1,856.20
30-Sep-04	33,544.58	31,867.35	1,677.23	10	13	0	1,677.23	31,867.35	-	-	1,677.23
30-Sep-05	1,22,211.98	1,16,101.38	6,110.60	10	12	0	6,110.60	1,16,101.38	-	-	6,110.60
30-Sep-05	30,974.00	29,425.30	1,548.70	10	12	0	1,548.70	29,425.30	-	-	1,548.70
30-Sep-06	1,06,866.19	1,01,522.88	5,343.31	10	11	0	5,343.31	1,01,522.88	-	-	5,343.31
30-Sep-08	1,37,413.00	1,30,542.35	6,870.65	10	10	0	6,870.65	1,30,542.35	-	-	6,870.65
30-Sep-15	1,55,400.00	73,815.00	81,585.00	10	4	6	7,770.00	1,47,630.00	14,763.00	-	1,62,393.00
31.3.2021	1,68,493.50	-	-	10	0	10	8,424.68	1,60,068.83	2,518.54	-	1,62,587.37
Electric Motor											
30-Sep-01	1,19,570.05	1,13,591.55	5,978.50	15	16	0	5,978.50	1,13,591.55	-	-	5,978.50
30-Sep-02	6,318.00	6,002.10	315.90	15	16	0	315.90	6,002.10	-	-	315.90
30-Sep-04	-	-	-	15	15	0	-	-	-	-	-
30-Sep-05	91,050.00	86,497.50	4,552.50	15	14	1	4,552.50	86,497.50	-	-	4,552.50
30-Sep-05	19,842.00	18,849.90	992.10	15	14	1	992.10	18,849.90	-	-	992.10
30-Sep-06	23,909.20	21,199.49	2,709.71	15	13	2	1,195.46	22,713.74	1,514.25	-	1,195.46
30-Sep-08	33,451.00	25,422.76	8,028.24	15	11	4	1,672.55	31,778.45	2,118.56	-	33,896.01
31.03.2021	32,210.00	-	-	15	0	15	1,610.50	30,599.50	300.84	-	31,900.34
Electric Panel											
30-Sep-01	22,69,929.68	21,56,433.20	1,13,496.48	15	16	0	1,13,496.48	21,56,433.20	-	-	1,13,496.48
30-Sep-02	10,846.00	10,303.70	542.30	15	17	0	542.30	10,303.70	-	-	542.30
30-Sep-03	67,975.00	64,376.25	3,598.75	15	15	0	3,598.75	64,376.25	-	-	3,598.75
30-Sep-04	2,06,811.00	1,96,470.45	10,340.55	15	15	0	10,340.55	1,96,470.45	-	-	10,340.55
30-Sep-05	1,73,224.97	1,64,563.72	8,661.25	15	14	1	8,661.25	1,64,563.72	-	-	8,661.25
30-Sep-11	3,90,995.49	2,22,867.43	1,68,128.06	15	8	7	19,549.77	3,71,417.22	24,763.05	-	3,96,180.27
31.3.2019	7,52,770.20	95,350.90	6,57,419.30	15	1	14	37,638.51	7,15,131.69	47,637.45	-	7,62,769.14
Fire Extinguisher											
30-Sep-01	30,790.20	29,250.69	1,539.51	5	17	0	1,539.51	29,250.69	-	-	1,539.51
30-Sep-02	5,364.00	5,095.80	268.20	5	15	0	268.20	5,095.80	-	-	268.20
30-Sep-04	26,513.00	25,187.35	1,325.65	5	13	0	1,325.65	25,187.35	-	-	1,325.65
30-Sep-05	32,430.37	30,808.85	1,621.52	5	12	0	1,621.52	30,808.85	-	-	1,621.52
30-Sep-06	12,106.00	11,500.70	605.30	5	11	0	605.30	11,500.70	-	-	605.30
30-Sep-07	4,500.00	4,275.00	225.00	5	10	0	225.00	4,275.00	-	-	225.00
30-Sep-08	1,100.00	1,045.00	55.00	5	9	0	55.00	1,045.00	-	-	55.00
30-Sep-17	11,200.00	-	11,200.00	5	2	3	560.00	10,640.00	-	-	11,200.00
Fixture											
30-Sep-01	5,40,144.00	5,13,136.80	27,007.20	10	17	0	27,007.20	5,13,136.80	-	-	27,007.20

30-Sep-03				91,000.00	-	-	-	91,000.00	86,450.00	4,550.00	10	14	0	4,550.00	86,450.00	-	-	4,550.00
30-Sep-04				1,25,860.00	-	-	-	1,25,860.00	1,19,567.00	6,293.00	10	13	0	6,293.00	1,19,567.00	-	-	6,293.00
31.3.2017				1,23,675.00	-	-	-	1,23,675.00	-	1,23,675.00	10	3	7	6,183.75	1,17,491.25	-	-	1,23,675.00
Furniture & Fixture																		
30-Sep-01				49,358.60	-	-	-	49,358.60	46,890.67	2,467.93	10	16	0	2,467.93	46,890.67	-	-	2,467.93
30-Sep-02				16,578.40	-	-	-	16,578.40	15,749.48	828.92	10	15	0	828.92	15,749.48	-	-	828.92
30-Sep-03				19,905.20	-	-	-	19,905.20	18,909.94	995.26	10	14	0	995.26	18,909.94	-	-	995.26
30-Sep-04				63,256.80	-	-	-	63,256.80	60,093.96	3,162.84	10	13	0	3,162.84	60,093.96	-	-	3,162.84
30-Sep-04				3,03,376.91	-	-	-	3,03,376.91	2,88,208.06	15,168.85	10	13	0	15,168.85	2,88,208.06	-	-	15,168.85
30-Sep-05				1,31,208.00	-	-	-	1,31,208.00	1,24,647.60	6,560.40	10	12	0	6,560.40	1,24,647.60	-	-	6,560.40
30-Sep-06				44,366.00	-	-	-	44,366.00	42,147.70	2,218.30	10	12	0	2,218.30	42,147.70	-	-	2,218.30
30-Sep-07				36,241.50	-	-	-	36,241.50	30,986.48	5,255.02	10	11	0	5,255.02	30,986.48	-	-	5,255.02
30-Sep-08				92,100.00	-	-	-	92,100.00	87,495.00	4,605.00	10	10	0	4,605.00	87,495.00	-	-	4,605.00
Generator																		
30-Sep-00				12,84,208.00	-	-	-	12,84,208.00	12,11,160.65	73,047.35	15	17	0	64,210.40	12,19,997.60	-	-	73,047.35
Lab Equipment																		
30-Sep-01				4,58,490.10	-	-	-	4,58,490.10	4,33,565.60	27,924.51	10	16	0	22,924.51	4,35,965.60	-	-	22,924.51
30-Sep-03				8,300.00	-	-	-	8,300.00	7,885.00	415.00	10	14	0	415.00	7,885.00	-	-	415.00
30-Sep-04				5,600.00	-	-	-	5,600.00	5,320.80	279.20	10	13	0	280.00	5,320.80	-	-	280.00
30-Sep-05				54,306.75	-	-	-	54,306.75	51,591.41	2,715.34	10	12	0	2,715.34	51,591.41	-	-	2,715.34
30-Sep-06				2,017.00	-	-	-	2,017.00	1,916.15	100.85	10	11	0	100.85	1,916.15	-	-	100.85
Pollution Control Equipment																		
30-Sep-01				3,47,319.00	-	-	-	3,47,319.00	3,29,953.05	17,365.95	15	16	0	17,365.95	3,29,953.05	-	-	17,365.95
27-Sep-19				3,50,000.00	0	0	0	3,50,000.00	22,166.67	3,27,833.33	15	0	1	17,500.00	3,32,900.00	-	-	3,05,666.68
Storage Tank																		
30-Sep-00				47,750.00	-	-	-	47,750.00	45,362.50	2,387.50	10	17	0	2,387.50	45,362.50	-	-	2,387.50
Transformer																		
30-Sep-01				1,90,712.00	-	-	-	1,90,712.00	1,83,176.40	9,535.60	15	16	0	9,535.60	1,81,176.40	-	-	9,535.60
31.3.2019				3,75,000.00	-	-	-	3,75,000.00	47,500.00	3,27,500.00	15	1	14	18,750.00	3,56,250.00	-	-	3,03,750.00
Tubewell																		
30-Sep-01				1,19,887.00	-	-	-	1,19,887.00	1,13,892.65	5,994.35	5	16	0	5,994.35	1,13,892.65	-	-	5,994.35
31.3.2017				42,421.00	-	-	-	42,421.00	32,239.96	10,181.04	5	3	2	2,121.05	40,299.95	-	-	2,121.05
Weighing Scale																		
30-Sep-01				36,100.00	-	-	-	36,100.00	36,195.00	1,905.00	15	16	0	1,905.00	36,195.00	-	-	1,905.00
30-Sep-04				974.00	-	-	-	974.00	935.30	48.70	15	15	0	48.70	925.30	-	-	48.70
30-Sep-05				98,765.00	-	-	-	98,765.00	93,836.75	4,938.25	15	14	1	4,938.25	93,836.75	-	-	4,938.25
30-Sep-06				14,909.00	-	-	-	14,909.00	13,219.32	1,689.68	15	13	2	745.45	14,163.55	-	-	745.45
Std. Room																		
30-Sep-01				1,56,688.00	-	-	-	1,56,688.00	1,50,753.60	7,934.40	15	16	0	7,934.40	1,50,753.60	-	-	7,934.40
30-Sep-03				65,800.00	-	-	-	65,800.00	62,510.00	3,290.00	15	15	0	3,290.00	62,510.00	-	-	3,290.00
30-Sep-08				3,40,468.00	-	-	-	3,40,468.00	2,58,755.68	81,712.32	15	11	4	17,023.40	3,23,444.60	-	-	60,149.34
Tube Rods & Lamps																		
30-Sep-01				20,450.00	-	-	-	20,450.00	19,427.50	1,022.50	10	16	0	1,022.50	19,427.50	-	-	1,022.50
30-Sep-05				1,102.00	-	-	-	1,102.00	1,046.90	55.10	10	12	0	55.10	1,046.90	-	-	55.10
Tools																		

30-Sep-02	75,250.00	-	-	-	75,250.00	71,487.50	3,762.50	15	16	0	3,762.50	71,487.50	-	-	-	-	-	3,762.50	3,762.50
30-Sep-03	36,443.00	-	-	-	36,443.00	34,620.85	1,822.15	15	15	0	1,822.15	34,620.85	-	-	-	-	-	1,822.15	1,822.15
30-Sep-04	47,052.00	-	-	-	47,052.00	44,699.40	2,352.60	15	15	0	2,352.60	44,699.40	-	-	-	-	-	2,352.60	2,352.60
30-Sep-08	1,890.00	-	-	-	1,890.00	1,384.40	405.60	15	11	4	84.50	1,468.90	-	-	-	-	107.13	298.57	298.57
Magnator																			
30-Sep-02	44,500.00	-	-	-	44,500.00	42,275.00	2,225.00	10	15	0	2,225.00	42,275.00	-	-	-	-	-	2,225.00	2,225.00
Air Conditioners																			
30-Sep-01	28,350.50	-	-	-	28,350.50	26,932.98	1,417.53	5	16	0	1,417.53	26,932.98	-	-	-	-	-	1,417.53	1,417.53
30-Sep-04	20,050.00	-	-	-	20,050.00	19,047.50	1,002.50	5	13	0	1,002.50	19,047.50	-	-	-	-	-	1,002.50	1,002.50
30-Sep-05	1,601,619.00	-	-	-	1,601,619.00	1,525,088.05	8,030.95	5	12	0	8,030.95	1,533,118.05	-	-	-	-	-	8,030.95	8,030.95
1-Oct-05	53,000.00	-	-	-	53,000.00	50,350.00	2,650.00	5	12	0	2,650.00	50,350.00	-	-	-	-	-	2,650.00	2,650.00
31.3.2017	33,000.00	-	-	-	33,000.00	25,080.00	7,920.00	5	3	2	1,650.00	31,730.00	-	-	-	-	6,270.00	1,650.00	1,650.00
16.05.2019	25,759.00	-	-	-	25,759.00	4,894.21	20,864.79	5	0	5	1,287.95	24,471.05	-	-	-	-	4,894.21	15,970.58	15,970.58
02.07.2019	6,780.00	-	-	-	6,780.00	1,288.20	5,491.80	5	0	5	339.00	6,441.00	-	-	-	-	1,288.20	4,203.60	4,203.60
Computer																			
30-Sep-02	30,000.00	-	-	-	30,000.00	28,500.00	1,500.00	3	15	0	1,500.00	28,500.00	-	-	-	-	-	1,500.00	1,500.00
30-Sep-03	82,000.00	-	-	-	82,000.00	77,900.00	4,100.00	3	14	0	4,100.00	77,900.00	-	-	-	-	-	4,100.00	4,100.00
30-Sep-04	2,191,200.00	-	-	-	2,191,200.00	2,081,164.00	10,936.00	3	13	0	10,936.00	2,092,100.00	-	-	-	-	-	10,936.00	10,936.00
30-Sep-04	6,73,770.22	-	-	-	6,73,770.22	6,40,081.71	33,688.51	3	13	0	33,688.51	6,40,081.71	-	-	-	-	-	33,688.51	33,688.51
30-Sep-05	3,33,342.00	-	-	-	3,33,342.00	3,16,674.90	16,667.10	3	12	0	16,667.10	3,16,674.90	-	-	-	-	-	16,667.10	16,667.10
30-Sep-05	33,020.00	-	-	-	33,020.00	31,369.00	1,651.00	3	12	0	1,651.00	31,369.00	-	-	-	-	-	1,651.00	1,651.00
30-Sep-06	2,76,492.00	-	-	-	2,76,492.00	2,62,667.40	13,824.60	3	11	0	13,824.60	2,62,667.40	-	-	-	-	-	13,824.60	13,824.60
30-Sep-07	2,681,100.48	-	-	-	2,681,100.48	2,54,695.46	13,405.02	3	10	0	13,405.02	2,54,695.46	-	-	-	-	-	13,405.02	13,405.02
30-Sep-08	60,120.00	-	-	-	60,120.00	57,114.00	3,006.00	3	9	0	3,006.00	57,114.00	-	-	-	-	-	3,006.00	3,006.00
COOLER																			
30-Sep-04	74,891.95	-	-	-	74,891.95	71,147.35	3,744.60	3	13	0	3,744.60	71,147.35	-	-	-	-	-	3,744.60	3,744.60
30-Sep-08	4,160.00	-	-	-	4,160.00	3,952.00	208.00	3	9	0	208.00	3,952.00	-	-	-	-	-	208.00	208.00
30-Sep-13	4,772.00	-	-	-	4,772.00	4,533.40	238.60	3	4	0	238.60	4,533.40	-	-	-	-	-	238.60	238.60
Cycle																			
30-Sep-04	286.56	-	-	-	286.56	272.23	14.33	10	13	0	14.33	272.23	-	-	-	-	-	14.33	14.33
Fan																			
30-Sep-01	23,250.00	-	-	-	23,250.00	22,087.50	1,162.50	5	16	0	1,162.50	22,087.50	-	-	-	-	-	1,162.50	1,162.50
30-Sep-02	2,240.00	-	-	-	2,240.00	2,128.00	112.00	5	15	0	112.00	2,128.00	-	-	-	-	-	112.00	112.00
30-Sep-03	25,495.00	-	-	-	25,495.00	24,220.25	1,274.75	5	14	0	1,274.75	24,220.25	-	-	-	-	-	1,274.75	1,274.75
30-Sep-04	16,685.00	-	-	-	16,685.00	15,850.75	834.25	5	13	0	834.25	15,850.75	-	-	-	-	-	834.25	834.25
30-Sep-04	93,572.25	-	-	-	93,572.25	88,893.64	4,678.61	5	13	0	4,678.61	88,893.64	-	-	-	-	-	4,678.61	4,678.61
30-Sep-05	7,661.00	-	-	-	7,661.00	7,277.95	383.05	5	12	0	383.05	7,277.95	-	-	-	-	-	383.05	383.05
30-Sep-05	29,104.00	-	-	-	29,104.00	27,648.80	1,455.20	5	12	0	1,455.20	27,648.80	-	-	-	-	-	1,455.20	1,455.20
30-Sep-06	35,482.00	-	-	-	35,482.00	33,707.90	1,774.10	5	11	0	1,774.10	33,707.90	-	-	-	-	-	1,774.10	1,774.10
30-Sep-07	26,200.00	-	-	-	26,200.00	24,890.00	1,310.00	5	10	0	1,310.00	24,890.00	-	-	-	-	-	1,310.00	1,310.00
30-Sep-08	1,07,443.75	-	-	-	1,07,443.75	1,02,071.56	5,372.19	5	8	0	5,372.19	1,02,071.56	-	-	-	-	-	5,372.19	5,372.19
30-Sep-12	9,363.75	-	-	-	9,363.75	8,895.56	468.19	5	6	0	468.19	8,895.56	-	-	-	-	-	468.19	468.19
30-Sep-15	1,33,249.24	-	-	-	1,33,249.24	1,26,586.78	6,662.46	5	4	1	6,662.46	1,26,586.78	-	-	-	-	-	6,662.46	6,662.46
31.3.2017	4,114.50	-	-	-	4,114.50	3,127.02	987.48	5	3	2	205.73	3,901.78	-	-	-	-	781.76	205.73	205.73
23.05.2019	1,325.00	-	-	-	1,325.00	251.75	1,073.25	5	0	5	66.25	1,258.75	-	-	-	-	251.75	821.50	821.50
29.05.2019	4,500.00	-	-	-	4,500.00	855.00	3,645.00	5	0	5	225.00	4,275.00	-	-	-	-	855.00	2,790.00	2,790.00
Spares																			
m	1,51,493.00	0	0.00	-	1,51,493.00	1,43,918.35	7,574.65	10	16	0	7,574.65	1,43,918.35	-	-	-	-	-	7,574.65	7,574.65

[illegible]

DEV ARJUNA CAST & FORGE PRIVATE LIMITED

NON CURRENT INVESTMENTS

NOTE-10

PARTICULARS	AS ON 31.03.2021	AS ON 31.03.2020
1 OTHER NON CURRENT INVESTMENTS ADVANCES TO PSIEC, CHD	3,54,031.00	3,54,031.00
TOTAL	3,54,031.00	3,54,031.00

DEV ARJUNA CAST & FORGE PRIVATE LIMITED

LONG TERM LOANS AND ADVANCES

NOTE-11

PARTICULARS	AS ON 31.03.2021	AS ON 31.03.2020
A. SECURITY DEPOSIT (Unsecured Considered good)		
CYLINDER	6,200.00	6,200.00
GPO	215.00	215.00
P.S.E.B. (For Extension of 1200 KW Load)	49,29,702.00	46,67,947.00
P.S.E.B.(Adv. Consumption Deposit)	13,350.00	13,350.00
P.S.E.B.(Deposit with Intl.)	31,160.00	31,160.00
P.S.I.E.C. (Raw Material)	5,000.00	5,000.00
P.S.I.E.C. (with Free Deposit)	1,150.00	1,150.00
SECURITY P.S.E.B.	12,35,155.00	12,35,155.00
SECURITY P.S.E.B. (with Intl.)	21,150.00	21,150.00
TELEPHONE	33,260.00	33,260.00
TOTAL	62,76,342.00	60,14,587.00

11.1 In the opinion of the Board, Security Deposits, Loan & Advances have a value on realization in ordinary course of business at least equal to the least equal to the amount at which they are stated.

DEV ARJUNA CAST & FORGE PRIVATE LIMITED**OTHER NON CURRENT ASSETS**

NOTE-12

PARTICULARS	AS ON 31.03.2021	AS ON 31.03.2020
POLLUTION CONTROLL BOARD (15 YEARS)	-	-
TOTAL	-	-

DEV ARJUNA CAST & FORGE PRIVATE LIMITED**INVENTORIES**

NOTE-13

PARTICULARS	AS ON 31.03.2021	AS ON 31.03.2020
(TAKEN AS VALUE & CERTIFIED BY THE MANAGEMENT)		
RAW MATERIAL	32,61,365.00	53,20,445.00
WORK IN PROCESS	1,32,28,623.00	1,62,02,233.00
FINISHED GOODS	55,01,824.00	25,31,131.00
STORE & SPARES	5,01,97,541.89	4,26,22,425.46
TOTAL	7,21,89,353.89	6,66,76,234.46

DEV ARJUNA CAST & FORGE PRIVATE LIMITED

TRADE RECEIVABLES

NOTE-14

PARTICULARS	AS ON 31.03.2021	AS ON 31.03.2020
Unsecured considered good unless otherwise stated		
Outstanding for a period exceeding six month	1,58,00,416.85	98,54,424.24
Others	30947722.81	44547967.85
TOTAL	4,67,48,139.66	5,44,02,392.09

14.1 Debt Due by Directors or Officers or any Firms or any associates concern:-

DEV ARJUNA CAST & FORGE PRIVATE LIMITED

CASH AND CASH EQUIVALENTS

NOTE-15

PARTICULARS	AS ON 31.03.2021	AS ON 31.03.2020
A) Balances With Banks		
CURRENT ACCOUNT WITH STATE BANK INDIA -10156680936	2,09,379.86	2,10,028.86
CURRENT ACCOUNT WITH STATE BANK OF INDIA (G.G.) DACF	1,88,412.50	16,772.50
CURRENT ACCOUNT WITH STATE BANK OF INDIA - 80787	3,22,403.97	44,029.25
CURRENT ACCOUNT WITH AXIS BANK LTD -913020019034521	1,19,167.25	2,32,022.25
B) Cheques Drafts on Hand	17,66,050.00	-
C) Cash on Hand (Including Imprest)	7,14,202.00	13,80,353.00
D) Others		
Earned Money Deposited	17,137.00	17,137.00
TOTAL	33,36,752.58	19,00,342.86

- 15.1 a) Details of deposits with banks for more than 12 month maturity
- Details of balances with banks held as margin money against borrowing is of Rs.
 - Details of deposits with banks for more than 12 month maturity is of Rs.

DEV ARJUNA CAST & FORGE PRIVATE LIMITED

OTHER CURRENT ASSETS

NOTE-16

ARTICULARS	AS ON 31.03.2021	AS ON 31.03.2020
OTHERS		
ADVANCE INCOME TAX (A.Y.2019-20)	0.00	3,00,000.00
T.D.S.A/C (A.Y. 2021-22)	66,563.00	-
T.D.S.A/C (A.Y. 2020-21)	99,461.00	99,461.00
BANK CHARGES RECOVERABLE	8,07,513.76	6,53,071.65
ADVANCE TO EMPLOYEES	2,45,800.00	29,500.00
ADVANCE TO SUPPLIERS	26,73,055.00	21,35,654.64
ELECRICTTY EXP. RECOVERABLE	1,98,430.00	1,98,430.00
INSURANCE CLAIM (FIRE)	58,96,000.00	58,96,000.00
INTEREST ACCRUED AGAINST PSPCL	1,80,414.00	3,20,156.00
PREPAID EXP.	2,89,330.00	4,70,040.00
TCS RECOVERABLE (A.Y 2020-21)	53.69	53.69
TCS RECOVERABLE (A.Y 2021-22)	1,26,177.77	0.00
SALE TAX RECEIVABLE	79,700.00	79,700.00
VAT RECEIVABLE	3,46,365.64	3,46,365.64
	1,10,08,863.86	1,05,28,432.62

DEV ARJUNA CAST & FORGE PRIVATE LIMITED

**REVENUE FROM OPERATIONS
FOR THE YEAR ENDED 31.3.2021**

NOTE-17

PARTICULARS	CURRENT YEAR	PREVIOUS YEAR
SALE OF PRODUCT		
- SALES OF PRODUCTS	14,58,01,014.40	17,27,10,668.25
 SUB TOTAL	14,58,01,014.40	17,27,10,668.25
TOTAL	14,58,01,014.40	17,27,10,668.25

DEV ARJUNA CAST & FORGE PRIVATE LIMITED

**OTHER INCOME
FOR THE YEAR ENDED 31.3.2021**

NOTE-18

PARTICULARS	CURRENT YEAR	PREVIOUS YEAR
- RENT RECEIVED	12,85,864.00	20,40,009.00
- ADJUSTMENT A/C	-	5,06,687.00
- INTEREST RECEIVED	3,08,883.00	3,55,729.00
- INTEREST ON INCOME TAX REFUND	-	17,690.00
- MISC INCOME	-	3,745.00
TOTAL	15,94,747.00	29,23,860.00

DEV ARJUNA CAST & FORGE PRIVATE LIMITED

INCREASE DECREASE IN STOCK
FOR THE YEAR ENDED 31.3.2021

NOTE-19

DETAILS	CURRENT YEAR	PREVIOUS YEAR
OPENING STOCK		
- SEMI FINISHED GOODS	1,62,02,233.00	2,73,64,455.46
- FINISHED GOODS	25,31,131.00	34,39,914.14
TOTAL (A)	1,87,33,364.00	3,08,04,369.60
CLOSING STOCK :		
- SEMI FINISHED GOODS	1,32,28,623.00	1,62,02,233.00
- FINISHED GOODS	55,01,824.00	25,31,131.00
TOTAL (B)	1,87,30,447.00	1,87,33,364.00
DECREASE IN STOCK (A-B)	2,917.00	1,20,71,005.60
INCREASE IN STOCK (B-A)	-	-

DEV ARJUNA CAST & FORGE PRIVATE LIMITED

MATERIAL CONSUMED.
FOR THE YEAR ENDED 31.03.2021

NOTE-20

PARTICULARS		CURRENT YEAR	PREVIOUS YEAR
OPENING STOCK			
RAW MATERIAL		53,20,445.00	25,55,540.00
Sub Total		53,20,445.00	25,55,540.00
ADD : PURCHASES			
RAW MATERIAL		58299605.00	93842011.99
Sub Total		6,36,20,050.00	9,63,97,551.99
LESS CLOSING STOCK			
RAW MATERIAL		32,61,365.00	53,20,445.00
Sub Total		32,61,365.00	53,20,445.00
MATERIAL CONSUMED		6,03,58,685.00	9,10,77,106.99

DEV ARJUNA CAST & FORGE PRIVATE LIMITED

**EMPLOYEES BENEFIT EXPENSES
FOR THE YEAR ENDED 31.03.2021**

NOTE-21

PARTICULARS	CURRENT YEAR	PREVIOUS YEAR
SALARIES, WAGES & OTHER ALLOW.	2,54,07,030.00	1,68,64,014.00
ESI & OTHER FUNDS	9,52,993.00	8,70,933.00
STAFF & LABOUR WELFARE EXP.	3,01,645.00	1,69,830.00
MEDICAL EXPS.	22,134.00	37,624.00
TOTAL	2,66,83,802.00	1,79,42,401.00

21.1 DEFINED CONTRIBUTION PLANS

Contribution to defined contribution plans Charged off for the year are as under:-

PARTICULARS	CURRENT YEAR	PREVIOUS YEAR
Company's Contribution to Provident Fund & Others	5,29,773.00	6,68,742.00
Company's Contribution to Employees State Insurance Scheme	4,23,220.00	5,31,813.00

**21.2 SALARIES, WAGES & OTHER ALLOWANCES
FOR THE YEAR ENDED 31.03.2021**

PARTICULARS	CURRENT YEAR	PREVIOUS YEAR
BONUS	4,95,695.00	3,45,985.00
LEAVE WITH WAGES	5,38,713.00	4,74,851.00
NOTICE PAY	50,080.00	0.00
SALARY	53,31,571.00	58,55,802.00
WAGES	1,89,90,971.00	1,01,87,376.00
TOTAL	2,54,07,030.00	1,68,64,014.00

**CONTRIBUTION TO E.S.I. & OTHER FUNDS
FOR THE YEAR ENDED 31.03.2021**

PARTICULARS	CURRENT YEAR	PREVIOUS YEAR
E.S.I FUND	4,23,220.00	3,00,726.00
PENSION FUND	3,56,904.00	3,62,108.00
PROVIDENT FUND-(I)	1,30,262.00	1,59,454.00
PROVIDENT FUND-(II)	21,161.00	22,738.00
PROVIDENT FUND - (21)	21,446.00	21,738.00
PROVIDENT FUND-(22)	0.00	4,169.00
TOTAL	9,52,993.00	8,70,933.00

DEV ARJUNA CAST & FORGE PRIVATE LIMITED

**FINANCE COST
FOR THE YEAR ENDED 31.03.2021**

NOTE-22

PARTICULARS	CURRENT YEAR	PREVIOUS YEAR
A. INTEREST EXPENSES		
- BANK INTEREST	57,47,937.00	60,85,460.00
- INTEREST OTHERS	99,515.00	1,59,709.00
B. OTHER BORROWING COST		
- BANK CHARGES	1,80,239.65	1,35,159.44
TOTAL	60,27,691.65	63,80,328.44

DEV ARJUNA CAST & FORGE PRIVATE LIMITED

OTHER EXPENSES
FOR THE YEAR ENDED 31.3.2021

NOTE-23

DETAILS	CURRENT YEAR	PREVIOUS YEAR
MANUFACTURING EXP.		
- CARTAGE INWARD	15,885.00	9,419.00
- ELECTRICITY CHARGES	2,51,48,439.57	2,18,73,805.93
- FREIGHT & OCTROI	1,61,876.12	2,11,793.32
- CONSUMABLE GOODS	3,01,12,782.96	2,40,88,612.84
- MANUFACTURING EXP.	34,32,301.87	54,04,848.01
- OIL & LUBRICANTS	2,75,489.73	2,23,532.39
Total (a)	5,91,46,775.25	5,18,12,011.49
b) ADMINISTRATIVE EXPENSES		
ANNUAL MAIN CONTRACT	1,65,971.00	74,808.00
ADJUSTMENT A/C	42,317.82	97.57
CONSULTANCY CHARGES	3,68,500.00	6,16,086.00
CONVEYANCE	39,435.00	1,35,010.00
CLEANING EXP.	500.00	6,500.00
COVID-19 EXPENSES	18,207.00	0.00
COMPUTER REPAIR	1,450.00	24,376.59
DIWALI EXPS.	20,988.00	69,052.57
FEES & TAXES	1,41,816.00	1,53,914.00
GST AUDIT FEES	10,000.00	10,000.00
GROUP GRATUITY INSURANCE	1,05,040.00	3,77,630.00
HOUSE TAX/PROPERTY TAX/WATER TAX	47,741.00	47,741.00
ISO 14001 EXPENSES	30,000.00	1,90,232.00
INSURANCE A/C	1,45,947.00	90,905.90
SAMPLE DEVELOPMENT EXPENSES	0.00	2,575.00
MEMBERSHIP FEE	19,360.00	29,692.00
MISC. EXP.	9,510.00	45,325.00
POSTAGE & FORWARDING	84.71	5,875.98
PRINTING & STATIONERY	15,176.88	16,721.45
ADDITIONAL SALE TAX	0.00	6,675.00
ADDITIONAL EXCISE DUTY	0.00	10,000.00
HANDLING CHARGES	0.00	4,500.00
SUBSCRIPTION A/C	450.00	0.00
TELEPHONE EXP.	12,532.00	9,506.82
TEMPLE EXPENSES	88,879.00	1,83,777.00
TRAVELLING EXP.	9,312.00	1,41,069.17
REPAIR & MAINTENANCE	26,07,751.20	21,85,357.15
AUDITORS REMUNERATION	1,15,000.00	1,20,800.00
Total (b)	40,15,968.61	45,59,228.20
(c) SELLING & DISTRIBUTION EXP.		
- CARTAGE OUTWARD	8,350.00	4,140.00
- FREIGHT OUTWARD	13,49,543.12	8,50,420.27
- LOADING & UNLOADING CHARGES	3,67,946.50	2,06,743.50
- PACKING CONSUMED	1,08,559.50	18,175.55
- TESTING CHARGES	38,780.00	18,749.00
- SALES PROMOTION	8,696.00	1,931.00
Total (c)	18,81,875.12	11,00,159.32
TOTAL (a) + (b) + (c)	6,50,44,618.98	5,74,71,399.01

NOTE 23.1

REPAIR & MAINTENANCE EXPENSES FOR THE YEAR ENDED 31.03.2021

PARTICULARS	CURRENT YEAR	PREVIOUS YEAR
BUILDING REPAIR	274325.74	538880.12
ELECTRIC REPAIR	12,52,145.45	8,39,321.85
MACHINERY REPAIR	10,81,200.01	7,97,155.18
REPAIR & MAINTENANCE (OTHERS)	80.00	10,000.00
TOTAL	26,07,751.20	21,85,357.15

23.2 AUDITORS REMUNERATION FOR THE YEAR ENDED 31.03.2021

PARTICULARS	CURRENT YEAR	PREVIOUS YEAR
- AS AUDITORS	50,000.00	50,000.00
- AS FINANCIAL ADVISOR	20,000.00	20,000.00
- AS TAX CONSULTANT	45,000.00	45,000.00
- OUT OF POCKET EXP.		5,800.00
TOTAL	1,15,000.00	1,20,800.00

DEV ARJUNA CAST & FORGE PRIVATE LIMITED**EARNING PER SHARE
FOR THE YEAR ENDED 31.03.2021**

NOTE-24

PARTICULARS	CURRENT YEAR	PREVIOUS YEAR
Net Profit after tax as per Statement of Profit and Loss attributable to Equity Shareholders	(1,50,70,215.89)	(1,27,70,391.05)
Weighted Average Number of Equity Shares used as denominator for calculating EPS	25,56,138	25,56,138
Basic and Diluted Earnings per Share	(5.90)	(5.00)

NOTE-25

**CONTINGENT LIABILITIES AND COMMITMENTS
(TO THE EXTENT NOT PROVIDED FOR)**

i) In respect of claims against the company not acknowledged as debts	--- Nil---	--- Nil---
ii) For Guarantees	--- Nil---	--- Nil---
iii) Other money for which the company is contingently liable Rs	--- Nil---	--- Nil---
iv) Estimated amount of contracts remaining to be executed on capital account and not provided for Rs	--- Nil---	--- Nil---
v) For letter of Credit Rs.	--- Nil---	--- Nil---
vi) Capital expenditure commitments net of advances is Rs	--- Nil---	--- Nil---

DEV ARJUNA CAST & FORGE PVT. LTD., LUDHIANA.

NOTES TO FINANCIAL STATEMENTS

Note No.26

1. CORPORATE INFORMATION

Dev Arjuna Cast & Forge Private Limited is a Private Limited company incorporated in India under the provisions of the Companies Act, 1956. The Company is engaged in the manufacturing of Casting Goods .

2. SIGNIFICANT ACCOUNTING POLICIES:

2.1 BASIS OF PREPARATION :

The financial statement of the company has been prepared in accordance with the generally accepted Accounting Principles in India (Indian GAAP). The company has prepared these financial statements to comply in all material respects with the Accounting Standards notified under the companies (Accounting Standards) Rules, 2014 and the relevant provisions of the companies act, 2013. The financial statements have been prepared on an accrual basis and under the historical cost convention. Accounting policies have been consistently applied.

2.2 USE OF ESTIMATES:

The Preparation of financial statements requires the management to make estimates and assumptions considered in the reported amounts of assets and liabilities (including contingent liabilities) as on the date of the financial statements and the reported income and expenses during the reporting period. The estimates and assumptions used in the financial statements are based upon the Management's evaluation of the relevant facts and circumstances as on the date of financial statements. Management believes that the estimates used in the preparation of the financial statements are prudent and reasonable. Future results may vary from these estimates.

2.3 REVENUE RECOGNITION:

i) Sales

Revenue from sale of goods is recognized:

- a) When all the significant risks and rewards of ownership are transferred to the buyer and the company retains no effective control of the goods transferred to a degree usually associated with ownership : and
- b) No significant uncertainty exists regarding the amount of the consideration that will be derived from the sale of goods.

ii) Interest

Interest income is recognized on a time proportion basis taking into account the amount outstanding and the rate applicable.

2.4 INVENTORIES:

The cost in respect of the various items of inventory is computed as under:

- i) In respect of Raw Materials on FIFO basis.
- ii) In respect of finished goods valued at cost of Production .
- iii) In respect of consumable stores on at cost
- iv) In respect of Scrap valued at realizable value.

2.5 FIXED ASSETS:

i) a) Tangible Assets

Fixed assets are stated at acquisitions cost including inward freight, duties, taxes and incidental expenses relating to acquisition net of subsidy relating to specific fixed asset and accumulated depreciation.

b) Intangible Assets

Company has no any Intangible Assets therefore no comment is called for.

2.6 DEPRECIATION:

Depreciation on fixed assets is provided based on the useful life of the assets in the manner prescribed in schedule II to the Companies Act, 2013.

2.7 BORROWING COSTS:

Borrowing Costs attributable to the acquisition or construction of qualifying assets are capitalized as part of such assets, up to the date when such assets are ready for intended use. Other borrowing costs are charged as expenditure in the year in which they are incurred.

2.8 EMPLOYEE BENEFITS

i) Defined Contribution Plan :

Contribution to Provident Fund is made in accordance with the provisions of the Employees provident fund and miscellaneous provision act, 1952 and is charged to Profit & loss account.

ii) Defined Benefit Plans (Gratuity)

1.Assumption	As On	31/03/2020	31/03/2021
Discount Rate		7.250%	7.000%
Salary Escalation		7.00%	7.00%

2.Table Showing changes in present value of Obligation As on 31/03/2021

Present value of obligations as at beginning of year	1077750.00
Interest cost	78137.00
Current Service Cost	266053.00
Benefits Paid	(470810.0
Actuarial (gain)/ loss on obligations	(188364.0
Present value of obligations as at end of year	762766.00

3.Table showing changes in the fair value of plan assets As on 31/03/2021

Fair value of plan assets at beginning of year	881183.66
Expected return on plan assets	78981.5
Contributions	452284.20
Benefits Paid	(470810
Actuarial gain/(loss) on Plan assets	NIL
Fair value of plan assets at the end of year	941639.42

4.Table showing fair value of plan assets

Fair value of plan assets at beginning of year	881183.66
Actual return on plan assets	78981.56
Contributions	452284.20
Benefits Paid	(470810
Fair value of plan assets at the end of year	941639.42
Funded status	178873.42
Excess of Actual over estimated return on plan assets	NIL
(Actual rate of return=Estimated rate of return as ARD falls on 31st March)	

5. Actuarial Gain/Loss recognized As On 31/03/2021

Actuarial (gain)/ loss on obligations	188364.00
Actuarial (gain)/ loss for the year - plan assets	NIL
Total (gain)/ loss for the year	(188364.0
Actuarial (gain)/ loss recognized in the year	(188364.0

6. The amounts to be recognized in the balance sheet and statements of profit and loss

Present value of obligations as at the end of year	762766.00
Fair value of plan assets as at the end of the year	941639.42
Funded status	178873.42
Net asset/(liability) recognized in balance sheet	178873.42

7. Expenses Recognised in statement of Profit and loss

Current Service cost	266053.00
Interest Cost	78137.00
Expected return on plan assets	78981.56.00)
Net Actuarial (gain)/ loss recognized in the year	(188364.0
Expenses recognised in statement of Profit and loss	76844.00

- i) Company has charged Profit & Loss A/c by Rs.105040/- against Gratuity Liability whereas it should be Rs.76844/- therefore Profit is subject to Rs.28196/- on account of Gratuity Liability

iii) Leave With Wages :

Leave with wages is considered on the basis of actual amount due which is calculated as per Labour Act.

2.9 Accounting for Taxes on Income:

Current Tax

Current tax is determined as the amount of tax payable in respect of taxable income for the period after considering tax allowances & exemptions.

Deferred Tax

Deferred Tax assets & liabilities arising on account of timing difference and which are capable of reversal in subsequent periods are recognized using the tax rates and Tax laws that have been enacted or substantively enacted as on the Balance Sheet date.

2.10 Impairment of Assets: .

The carrying values of assets/ cash generating units at balance sheet date are reviewed for impairment. There is no indication of impairment exists.

2.11 EARNING PER SHARE:

Basic earnings per share is computed by dividing the net profit for the period attributable to Equity share holders by the weighted average number of shares outstanding during the period. Diluted earnings per share is computed by taking into account the aggregate of the weighted average number of Equity Shares outstanding during the period and the weighted average number of equity shares which would be issued on conversion of all the dilutive potential equity shares into equity shares.

2.12 Contingent Liabilities: There is no Contingent Liability exist .

2.13 The related party Disclosure in accordance with Accounting Standard -18 "Related Party Disclosures" issued by the Institute of Chartered Accountants of India are as under:-

a) Transactions with the Related Parties: (In Rs.)

Nature of Transactions during the year	Associates	Key Management Personnel	Relatives of Key Management Personnel
Purchases from Munish Forge Pvt Ltd	1642956.42	---	---
Job Work From Dev Arjuna Enterprises Pvt. Ltd	1796772.44	---	---
Purchases from Munish International Pvt Ltd	9772413.42		

2.14 The balances of Trade Receivables, Loans & Advances, Deposits and Trade Payables are Subject to confirmation/ reconciliation and subsequent adjustments if any.

2.15 In opinion of the Board, all the current assets , loans & advances have the value on realization in the ordinary course of business at least equal to amount at which they are stated.

2.16 Segment information as required by Accounting Standard (AS)-17 is not required as the Company is dealing in one segment only.

2.17 Previous year amounts have been reclassified wherever necessary to confirm with current year presentation.

2.18 The summarized position of post- employment benefits and long term employees benefits recognized in the profit & loss account and Balance Sheet as required in accordance with Accounting Standard (AS) -15 are asunder :

- a) **Provident Fund** : During the year the company has recognized an expenses of Rs. 529773/- (Previous Year Rupees 570207/-) towards provident fund scheme.
- b) **Leave encashment**: During the year the company has recognized an expenses of Rs. 538713/- (Previous Year Rupees 474851/-) .

2.19 CIF VALUE OF IMPORTS:

Import of Raw Material	NIL	NIL
------------------------	-----	-----

2.20 EXPENDITURE IN FOREIGN CURRENCY :


Foreign Travelling	NIL	NIL
--------------------	-----	-----

2.21 VALUE OF RAW MATERIAL AND STORES CONSUMED AND PERCENTAGE THEREOF:

PARTICULARS	Current year		Previous year	
	Value	%age	Value	%age
- Raw Material	60358685.00	100%	91077106.99	100%
- Stores & Spares	30112782.96	100%	24088612.84	100%

FOR VINAY & ASSOCIATES
CHARTERED ACCOUNTANTS
 FRN: 004462N

VINAY K. SRIVASTAVA
 Partner
 M. NO. 082988
 PLACE : LUDHIANA
 DATED : 05.10.2021



FOR & ON BEHALF OF THE
BOARD OF DIRECTORS

DAVINDER K. BHASIN
 DIRECTOR
 DIN- 00780268

DEV ARJUN BHASIN
 DIRECTOR
 DIN- 07670554

DEV ARJUNA CAST & FORGE PVT. LTD., LUDHIANA.

NOTES TO FINANCIAL STATEMENTS

Note No.26

1. CORPORATE INFORMATION

Dev Arjuna Cast & Forge Private Limited is a Private Limited company incorporated in India under the provisions of the Companies Act, 1956. The Company is engaged in the manufacturing of Casting Goods .

2. SIGNIFICANT ACCOUNTING POLICIES:

2.1 BASIS OF PREPRATION :

The financial statement of the company has been prepared in accordance with the generally accepted Accounting Principles in India (Indian GAAP). The company has prepared these financial statements to comply in all material respects with the Accounting Standards notified under the companies (Accounting Standards) Rules, 2014 and the relevant provisions of the companies act, 2013. The financial statements have been prepared on an accrual basis and under the historical cost convention. Accounting policies have been consistently applied.

2.2 USE OF ESTIMATES:

The Preparation of financial statements requires the management to make estimates and assumptions considered in the reported amounts of assets and liabilities (including contingent liabilities) as on the date of the financial statements and the reported income and expenses during the reporting period. The estimates and assumptions used in the financial statements are based upon the Management's evaluation of the relevant facts and circumstances as on the date of financial statements. Management believes that the estimates used in the preparation of the financial statements are prudent and reasonable. Future results may vary from theses estimates.

2.3 REVENUE RECOGNITION:

i) Sales

Revenue from sale of goods is recognized:

- a)** When all the significant risks and rewards of ownership are transferred to the buyer and the company retains no effective control of the goods transferred to a degree usually associated with ownership : and
- b)** No significant uncertainty exists regarding the amount of the consideration that will be derived from the sale of goods.

ii) Interest

Interest income is recognized on a time proportion basis taking into account the amount outstanding and the rate applicable.

2.4 INVENTORIES:

The cost in respect of the various items of inventory is computed as under:

- i) In respect of Raw Materials on FIFO basis.
- ii) In respect of finished goods valued at cost of Production .
- iii) In respect of consumable stores on at cost
- iv) In respect of Scrap valued at realizable value.

2.5 FIXED ASSETS:

i) a) Tangible Assets

Fixed assets are stated at acquisitions cost including inward freight, duties, taxes and incidental expenses relating to acquisition net of subsidy relating to specific fixed asset and accumulated depreciation.

b) Intangible Assets

Company has no any Intangible Assets therefore no comment is called for.

2.6 DEPRECIATION:

Depreciation on fixed assets is provided based on the useful life of the assets in the manner prescribed in schedule II to the Companies Act, 2013.

2.7 BORROWING COSTS:

Borrowing Costs attributable to the acquisition or construction of qualifying assets are capitalized as part of such assets, up to the date when such assets are ready for intended use. Other borrowing costs are charged as expenditure in the year in which they are incurred.

2.8 EMPLOYEE BENEFITS

i) Defined Contribution Plan :

Contribution to Provident Fund is made in accordance with the provisions of the Employees provident fund and miscellaneous provision act, 1952 and is charged to Profit & loss account.

ii) Defined Benefit Plans (Gratuity)

1.Assumption	As On	31/03/2020	31/03/2021
Discount Rate		7.250%	7.000%
Salary Escalation		7.00%	7.00%

2.Table Showing changes in present value of Obligation As on 31/03/2021

Present value of obligations as at beginning of year	1077750.00
Interest cost	78137.00
Current Service Cost	266053.00
Benefits Paid	(470810.0
Actuarial (gain)/ loss on obligations	(188364.0
Present value of obligations as at end of year	762766.00

3.Table showing changes in the fair value of plan assets As on 31/03/2021

Fair value of plan assets at beginning of year	881183.66
Expected return on plan assets	78981.5
Contributions	452284.20
Benefits Paid	(470810
Actuarial gain/(loss) on Plan assets	NIL
Fair value of plan assets at the end of year	941639.42

4.Table showing fair value of plan assets

Fair value of plan assets at beginning of year	881183.66
Actual return on plan assets	78981.56
Contributions	452284.20
Benefits Paid	(470810
Fair value of plan assets at the end of year	941639.42
Funded status	178873.42
Excess of Actual over estimated return on plan assets	NIL
(Actual rate of return=Estimated rate of return as ARD falls on 31st March)	

5. Actuarial Gain/Loss recognized As On 31/03/2021

Actuarial (gain)/ loss on obligations	188364.00
Actuarial (gain)/ loss for the year - plan assets	NIL
Total (gain)/ loss for the year	(188364.00)
Actuarial (gain)/ loss recognized in the year	(188364.00)

6. The amounts to be recognized in the balance sheet and statements of profit and loss

Present value of obligations as at the end of year	762766.00
Fair value of plan assets as at the end of the year	941639.42
Funded status	178873.42
Net asset/(liability) recognized in balance sheet	178873.42

7. Expenses Recognised in statement of Profit and loss

Current Service cost	266053.00
Interest Cost	78137.00
Expected return on plan assets	78981.56.00)
Net Actuarial (gain)/ loss recognized in the year	(188364.00)
Expenses recognised in statement of Profit and loss	76844.00

- i) Company has charged Profit & Loss A/c by Rs.105040/- against Gratuity Liability whereas it should be Rs.76844/- therefore Profit is subject to Rs.28196/- on account of Gratuity Liability

iii) Leave With Wages :

Leave with wages is considered on the basis of actual amount due which is calculated as per Labour Act.

2.9 Accounting for Taxes on Income:

Current Tax

Current tax is determined as the amount of tax payable in respect of taxable income for the period after considering tax allowances & exemptions.

Deferred Tax

Deferred Tax assets & liabilities arising on account of timing difference and which are capable of reversal in subsequent periods are recognized using the tax rates and Tax laws that have been enacted or substantively enacted as on the Balance Sheet date.

2.10 Impairment of Assets:

The carrying values of assets/ cash generating units at balance sheet date are reviewed for impairment. There is no indication of impairment exists.

2.11 EARNING PER SHARE:

Basic earnings per share is computed by dividing the net profit for the period attributable to Equity share holders by the weighted average number of shares outstanding during the period. Diluted earnings per share is computed by taking into account the aggregate of the weighted average number of Equity Shares outstanding during the period and the weighted average number of equity shares which would be issued on conversion of all the dilutive potential equity shares into equity shares.

2.12 Contingent Liabilities: There is no Contingent Liability exist .

2.13 The related party Disclosure in accordance with Accounting Standard -18 "Related Party Disclosures" issued by the Institute of Chartered Accountants of India are as under:-

a) Transactions with the Related Parties:

(In Rs.)

Nature of Transactions during the year	Associates	Key Management Personnel	Relatives of Key Management Personnel
Purchases from Munish Forge Pvt Ltd	1642956.42	---	---
Job Work From Dev Arjuna Enterprises Pvt. Ltd	1796772.44	---	---
Purchases from Munish International Pvt Ltd	9772413.42		

2.14 The balances of Trade Receivables, Loans & Advances, Deposits and Trade Payables are Subject to confirmation/ reconciliation and subsequent adjustments if any.

2.15 In opinion of the Board, all the current assets , loans & advances have the value on realization in the ordinary course of business at least equal to amount at which they are stated.

2.16 Segment information as required by Accounting Standard (AS)-17 is not required as the Company is dealing in one segment only.

2.17 Previous year amounts have been reclassified wherever necessary to confirm with current year presentation.

2.18 The summarized position of post- employment benefits and long term employees benefits recognized in the profit & loss account and Balance Sheet as required in accordance with Accounting Standard (AS) -15 are asunder :

- a) **Provident Fund** : During the year the company has recognized an expenses of Rs. 529773/- (Previous Year Rupees 570207/-) towards provident fund scheme.
- b) **Leave encashment**: During the year the company has recognized an expenses of Rs. 538713/- (Previous Year Rupees 474851/-) .

2.19 CIF VALUE OF IMPORTS:

Import of Raw Material	NIL	NIL
------------------------	-----	-----

2.20 EXPENDITURE IN FOREIGN CURRENCY :

Foreign Travelling	NIL	NIL
--------------------	-----	-----

2.21 VALUE OF RAW MATERIAL AND STORES CONSUMED AND PERCENTAGE THEREOF:

PARTICULARS	Current year		Previous year	
	Value	%age	Value	%age
- Raw Material	60358685.00	100%	91077106.99	100%
- Stores & Spares	30112782.96	100%	24088612.84	100%

FOR VINAY & ASSOCIATES
CHARTERED ACCOUNTANTS
FRN: 004462N

VINAY K. SRIVASTAV
Partner
M. NO. 082988
PLACE : LUDHIANA
DATED : 05.10.2021

FOR & ON BEHALF OF THE
BOARD OF DIRECTORS

DAVINDER K. BHASIN
DIRECTOR
DIN- 00780268

DEV ARJUN BHASIN
DIRECTOR
DIN- 07670554